

# Heavy Flavour Physics and Effective Field Theories

Epiphany 2020



An inspiring example of *Heavy Flavour*

## Alexander Lenz

IPPP Durham

May 17, 2020



# Contents

<b>1</b>	<b>Introduction</b>	<b>7</b>
1.1	The standard model in a real nutshell . . . . .	8
1.2	Masses of the elementary particles . . . . .	10
1.3	Outline . . . . .	11
<b>2</b>	<b>Flavour Physics and the CKM matrix</b>	<b>13</b>
2.1	Heavy hadrons . . . . .	13
2.2	Weak decays of heavy quarks . . . . .	15
2.3	Weak decays of heavy hadrons . . . . .	17
2.3.1	Inclusive vs. exclusive decays . . . . .	18
2.3.2	Leptonic decays . . . . .	19
2.3.3	Semi-leptonic decays . . . . .	20
2.3.4	Non-leptonic decays . . . . .	21
2.4	CKM, FCNC,... within the SM . . . . .	22
2.4.1	The SM Lagrangian . . . . .	22
2.4.2	The Yukawa interaction . . . . .	25
2.4.3	The CKM matrix . . . . .	26
2.5	A clue to explain existence . . . . .	30
2.5.1	Electroweak Baryogenesis . . . . .	33
2.5.2	GUT-Baryo genesis . . . . .	36
2.5.3	Lepto genesis . . . . .	37
2.6	CP violation . . . . .	37
2.7	Exercises . . . . .	38
<b>3</b>	<b>Flavour phenomenology</b>	<b>42</b>
3.1	Overview . . . . .	42
3.2	The unitarity triangle . . . . .	43
3.3	Flavour experiments . . . . .	47
3.4	Current status of flavour phenomenology . . . . .	50
3.5	Exercises . . . . .	55
<b>4</b>	<b>Weak decays I - Basics</b>	<b>56</b>
4.1	The Muon Decay . . . . .	56
4.2	The tau decay . . . . .	57
4.3	Charm-quark decay . . . . .	59
4.4	Bottom-quark decay . . . . .	62

4.5	Exercises . . . . .	65
<b>5</b>	<b>Weak decays II - The effective Hamiltonian</b>	<b>67</b>
5.1	Motivation . . . . .	67
5.2	The effective Hamiltonian in LL-approximation . . . . .	70
5.2.1	Basics - Feynman rules . . . . .	71
5.2.2	The initial conditions . . . . .	75
5.2.3	Matching: . . . . .	78
5.2.4	The renormalisation group evolution . . . . .	81
5.2.5	Discussion of the result . . . . .	84
5.3	The effective Hamiltonian in NLO and NNLO-QCD . . . . .	86
5.4	Penguins and friends . . . . .	86
5.5	Exercises . . . . .	91
<b>6</b>	<b>Weak decays III - Inclusive B-decays</b>	<b>93</b>
6.1	Inclusive B-decays at LO-QCD . . . . .	93
6.2	$B_{sl}$ and $n_c$ at NLO-QCD . . . . .	94
6.3	Exercises . . . . .	96
<b>7</b>	<b>The Heavy Quark Expansion</b>	<b>97</b>
7.1	Calculation of inclusive decay rates . . . . .	97
7.2	The expansion in inverse masses . . . . .	98
7.3	Leading term in the HQE . . . . .	98
7.4	Second term of the HQE . . . . .	100
7.5	Third term of the HQE . . . . .	104
7.6	Fourth term of the HQE . . . . .	109
7.7	Violation of quark-hadron duality . . . . .	110
7.8	Status of lifetime predictions . . . . .	111
7.8.1	$B$ -meson lifetimes . . . . .	111
7.8.2	$b$ -baryon lifetimes . . . . .	112
7.8.3	$D$ -meson lifetimes . . . . .	114
7.9	Exercises . . . . .	115
<b>8</b>	<b>Mixing in Particle Physics</b>	<b>116</b>
8.1	Overview . . . . .	116
8.2	Weak gauge bosons . . . . .	118
8.3	Neutrino oscillations . . . . .	119

<b>9</b>	<b>Mixing of neutral mesons</b>	<b>123</b>
9.1	General Introduction . . . . .	123
9.2	Experimental results for the different mixing systems: . . . . .	126
9.3	SM predictions for mixing of neutral mesons . . . . .	130
9.3.1	Observables . . . . .	130
9.3.2	First estimates . . . . .	132
9.3.3	The SM predictions for the mass difference . . . . .	134
9.3.4	The SM predictions for the decay rate difference . . . . .	139
9.3.5	Summary of SM predictions for lifetimes and mixing quantities . . . . .	146
9.4	Mixing of D mesons . . . . .	148
9.4.1	What is so different compared to the $B$ system? . . . . .	148
9.4.2	SM predictions . . . . .	150
9.4.3	HQE for decay rate difference . . . . .	152
9.5	Open Questions . . . . .	157
9.6	Comments . . . . .	158
<b>10</b>	<b>Exclusive B-decays</b>	<b>159</b>
10.1	Decay topologies and QCD factorisation . . . . .	159
10.2	Heavy Quark Effective Theory . . . . .	163
10.3	Different Methods . . . . .	163
<b>11</b>	<b>Search for new physics</b>	<b>164</b>
11.1	Model independent analyses . . . . .	164
11.1.1	BSM effects in the tree-level operators $Q_{1,2}$ . . . . .	164
11.1.2	BSM effects in $b \rightarrow c\bar{c}s$ operators . . . . .	164
11.1.3	Model independent analyses in B-mixing . . . . .	164
11.1.4	Search for new physics in D mixing . . . . .	164
11.2	Model dependent analyses . . . . .	166
11.2.1	SM4 . . . . .	166
11.2.2	2HDM . . . . .	166
11.3	Model independent analyses . . . . .	167
<b>12</b>	<b>Acknowledgements</b>	<b>167</b>
<b>13</b>	<b>Appendix A: Basic QCD calculations</b>	<b>168</b>
13.1	One-Loop Corrections . . . . .	168
13.1.1	Quark Self Energy . . . . .	168

13.1.2	Gluon Self Energy . . . . .	172
13.1.3	Vertex Correction . . . . .	177
13.1.4	Useful Formulae . . . . .	180
13.2	Renormalisation . . . . .	184
13.3	The Running Coupling . . . . .	186

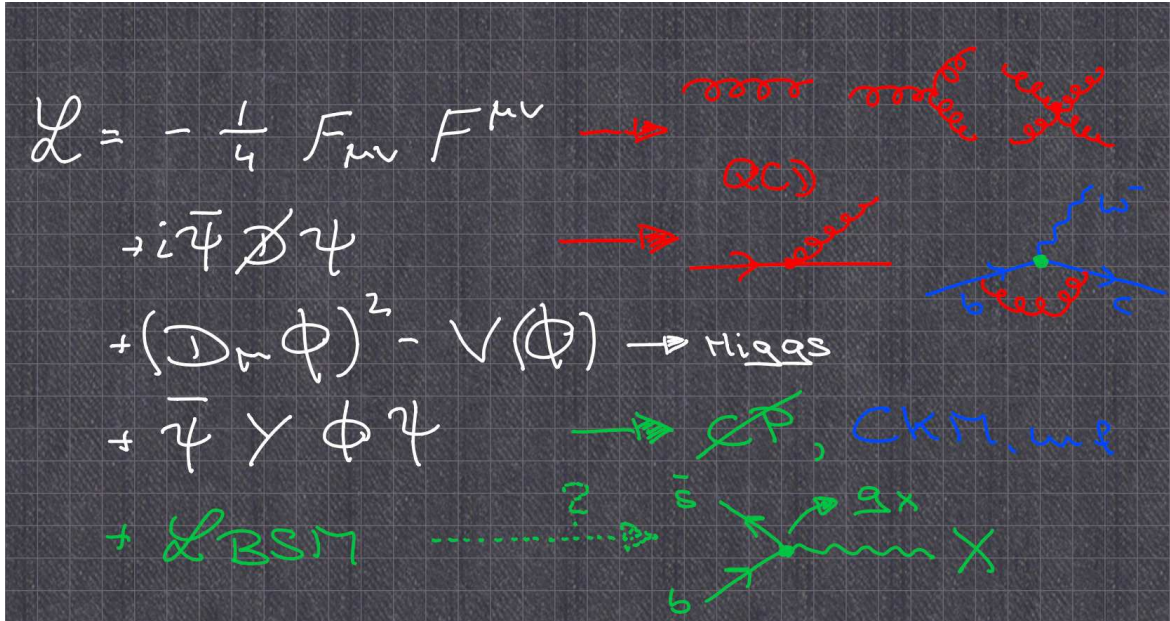
# 1 Introduction

These lectures provide a basic knowledge about flavour physics, covering the following topics:

1. **Precise determination of standard model parameters**, e.g. CKM parameters and quark masses from precision studies of decays of heavy hadrons. This will affect all other branches of particle physics that use these parameters for predictions in their field.
2. **Study of CP violation**. CP violation is a crucial ingredient for the existence of matter in the Universe. Till now it has only been observed in the decays of quarks.
3. **Indirect searches for new physics**. High precision flavour measurements are compared with very precise standard model (SM) predictions. A deviation of the two could point towards new physics effects. Consider an observable  $f$ , with the experimental value  $f^{\text{Exp}}$  and the experimental uncertainty  $\delta^{\text{Exp}}$ . The corresponding SM prediction is denoted by  $f^{\text{SM}}$  and the theoretical uncertainty is  $\delta^{\text{SM}}$  (typically dominated by hadronic effects). Now imagine a new, unknown particle  $X$  of mass  $M_X$  and some couplings  $g_X$ , that contributes to the observable  $f$  as  $f^{\text{BSM}}(M_X, g_X)$  - comparing experiment and theory we can then constrain the values of  $M_x$  and  $g_X$  and maybe even identify the new particle:

$$f^{\text{Exp}} \pm \delta^{\text{Exp}} = f^{\text{SM}} \pm \delta^{\text{SM}} + f^{\text{BSM}}(M_X, g_X) \quad (1)$$

4. **Understanding QCD**: The interesting dynamics of heavy hadron decays is typically overshadowed by hadronic effects. Therefore it is crucial to have a reliable toolkit for tackling the QCD effects. The basic theoretical tool to make flavour predictions are **effective theories**. This concept became recently very popular for new physics searches in fields, that have a priori nothing to do with flavour physics, e.g. dark matter, collider physics, higgs physics, standard model effective theory (SMET),... .



To set the notation and conventions the notes start very elementary<sup>1</sup>, but they will become more technical later on.

## 1.1 The standard model in a real nutshell

All currently known elementary particles can be split into up in three groups according to their spin:

1. **Spin 0 particles:** appear in the process of the **creation of mass**
2. **Spin 1/2 particles:** form **matter** constituents
3. **Spin 1 particles:** are **force** transmitters

These three groups contain altogether 25 (= 1+12+12) fundamental particles, which read explicitly:

1. **Spin 0 particle:** Creating the masses of the fermions and of the weak gauge bosons via the **Higgs mechanism** (Englert and Brout; Higgs; Guralnik, Hagen and Kibble) [2, 3, 4, 5, 6] gives rise to new scalar

<sup>1</sup>For a nice introduction to the standard model see e.g. [1].



particles. In the simplest realisation this is a single neutral particle, the so-called **Higgs boson**  $h$ , which was predicted in [3, 4, 6]<sup>2</sup> and found in 2012 at the **Large Hadron Collider (LHC)** at CERN, Geneva by the experiments ATLAS and CMS [7, 8].

2. **Spin 1/2 particles:** matter is built out of fermions, which are split into two classes: quarks and leptons.

**Quarks:**

$$\begin{pmatrix} u \\ d \end{pmatrix} \quad \begin{pmatrix} c \\ s \end{pmatrix} \quad \begin{pmatrix} t \\ b \end{pmatrix}$$

**Leptons,**  $\lambda e \pi \tau o \sigma = \text{light, not heavy:}$

$$\begin{pmatrix} \nu_e \\ e \end{pmatrix} \quad \begin{pmatrix} \nu_\mu \\ \mu \end{pmatrix} \quad \begin{pmatrix} \nu_\tau \\ \tau \end{pmatrix}$$

Quarks take part in the strong interaction, the weak interaction and the electromagnetic interaction. Concerning the latter, the  $u, c, t$  quarks have the electric charge  $+2/3$  and the  $d, s, b$  quarks have charge  $-1/3$ . Leptons do not take part in the strong interaction, but in the weak interaction. Concerning the electromagnetic interaction,  $e^-, \mu^-, \tau^-$  have charge  $-1$  and thus take part, while neutrinos are electrical neutral and hence they only interact weakly.

3. **Spin 1 particles:** the fundamental interactions are transferred via corresponding interaction quanta, the **gauge bosons:**

- electro-magnetic interaction: **photon**  $\gamma$
- weak interaction: **weak gauge bosons**  $W^+, W^-, Z^0$
- strong interaction: **gluons**  $g_1, \dots, g_8$

The weak bosons  $W^\pm$  have the electric charge  $\pm 1$ , while all other bosons are electrically neutral.

### Remarks:

- The matter constituents show up in three copies (**generations**), the individual species are called **flavour**, i.e.  $u, d, c, s, t, b$  in the case of the quarks. In principle all known matter is made up of the first generation - ordinary matter consists of atoms, which are built of protons, neutrons and electrons and the protons and neutrons itself are built

---

<sup>2</sup>All the cited papers can be easily obtained from INSPIRE or arXiv; simply type in Google: “spires” or “arXiv”.

out of up- and down-quarks, at least to a first approximation. Looking more carefully one finds also gluons and different quark-antiquark pairs including a non-negligible portion of strange quarks. Later we will see, what is peculiar about having at least three generations of matter in the standard model.

- Gauge symmetry forces all gauge bosons and fermions to be exactly massless. The weak gauge bosons and fermions will acquire mass via the Higgs mechanism, without violating the gauge principle.

## 1.2 Masses of the elementary particles

In the theoretical tools used to describe flavour observables the hierarchy between different mass scales will be crucial. Thus we give here a short overview (status: May 2020, PDG [9]) over the masses of the elementary particles. For comparison: the mass of a proton is  $938.27208816(29)$  MeV =  $1.67262192369(51) \cdot 10^{-27}$  kg.

Particle	Physical mass	$\overline{MS}$ – mass
$t$	172.9(4) GeV	$160.0^{+4.8}_{-4.3}$ GeV
$h$	125.10(14) GeV	
$Z$	91.1876(21) GeV	
$W$	80.379(12) GeV	
$b$	4.78(6) GeV	$4.18^{+0.03}_{-0.02}$ GeV
$\tau$	1.77686(12) GeV	
$c$	1.67(7) GeV	1.27(2) GeV
$\mu$	105.6583745(24) MeV	
$s$		$93^{+11}_{-5}$ MeV
$d$		$4.67^{+0.48}_{-0.17}$ MeV
$u$		$2.16^{+0.49}_{-0.26}$ MeV
$e$	510.9989461(31) keV	GeV
$\nu$	< 2 eV	GeV
$\gamma, g_1, \dots, g_8$	0 GeV	GeV

### Remarks:

- In principle it is sufficient to remember only roughly the values of the masses of the elementary particles. Some of the observables we will investigate below, depend however strongly on the masses, e.g. lifetimes

of a weakly decaying particle are proportional to the inverse fifth power of the mass of the decaying particle. Hence we provided the precise values of the masses.

- Quarks do not exist as free particles but only within bound states. Thus it is not clear what is actually meant by the mass of a free quark. We give here two commonly used definitions: we identify the pole mass (i.e. the pole of the corresponding quark propagator) with the physical mass. This works well for  $c$ ,  $b$  and  $t$ , but not for the light quarks. Another commonly used definition is the  $\overline{MS}$ -mass [10]. For the three heavy quarks we use  $\overline{m}_q(\overline{m}_q)$  and for the three light quarks we quote  $\overline{m}_q(2 \text{ GeV})$ .
- In order to compare more easily with the literature we will use for the numerical evaluations in this lecture:

$$\overline{m}_b(\overline{m}_b) = 4.248 \text{ GeV} , \quad m_b^{\text{Pole}} = 4.65 \text{ GeV} , \quad (2)$$

$$\overline{m}_c(\overline{m}_c) = 1.277 \text{ GeV} , \quad m_c^{\text{Pole}} = 1.471 \text{ GeV} , \quad (3)$$

$$\overline{m}_c(\overline{m}_b) = 0.997 \text{ GeV} . \quad (4)$$

### 1.3 Outline

**Flavour physics** is the description of effects related to the change of quark and lepton flavours. In this course we restrict ourselves to quark transitions and since the top quark does not form bound states we will also not discuss it. Mostly we will be treating transitions of bottom and charm quarks.

Many of the theoretical tools used to describe these effects are based on the concept of **effective field theories**, which have also very important applications outside flavour physics.

This lecture course consists of 16 + 6 hours of lectures. *It is split up into the following sections*

1. *General introduction*
2. *Flavour physics and the CKM matrix*
3. *Flavour phenomenology*
4. *Weak decays I - Basics*

5. *Weak decays II - The effective Hamiltonian*
6. *Weak decays III - Inclusive B-decays*
7. *The Heavy Quark Expansion*
8. *Mixing in particle physics*
9. *Mixing of neutral mesons*
10. *Exclusive B-decays*
11. *Search for new physics*
12. *Appendix: detailed calculation of the QCD  $\beta$ -function and a collection of useful formulae*

## 2 Flavour Physics and the CKM matrix

### 2.1 Heavy hadrons

In this lecture course we are considering hadronic bound states containing a heavy  $b$ -quark and/or a heavy  $c$ -quark. Mesons consist of a quark and an anti-quark and baryons of three quarks.

The concrete quark content and some basic properties of  $B$ -mesons and  $b$ -baryons read: (status May 2020, masses from PDG [9] and lifetimes and ratios from HFLAV[11] - my own estimates are indicated by \*):

*Explain parity,... pseudoscalar mesons...*

#### $B$ -mesons

	$B_d = (\bar{b}d)$	$B^+ = (\bar{b}u)$	$B_s = (\bar{b}s)$	$B_c^+ = (\bar{b}c)$
Mass (GeV)	5.27964(13)	5.27933(13)	5.36688(17)	6.2749(8)
Lifetime (ps)	1.519(4)	1.638(4)	1.510(4)	0.510(9)
$\tau(X)/\tau(B_d)$	1	1.076(4)	0.994(4)	0.336(6)*

#### $b$ -baryons

	$\Lambda_b = (udb)$	$\Xi_b^0 = (usb)$	$\Xi_b^- = (dsb)$	$\Omega_b^- = (ssb)$
Mass (GeV)	5.61960(17)	5.7918(5)	5.7944(12)	6.0480(19)
Lifetime (ps)	1.471(9)	1.480(30)	1.572(40)	1.64 $\left(\begin{smallmatrix} +18 \\ -17 \end{smallmatrix}\right)$
$\tau(X)/\tau(B_d)$	0.969(6)	0.974(20)*	1.035(26)*	1.08 $\left(\begin{smallmatrix} +12 \\ -11 \end{smallmatrix}\right)$ *

Alternative lifetime averages were, e.g., obtained in [12].

In particular the lifetime ratios provide crucial tests of our calculational tools, since they are not expected to be sizably affected by new physics. If our methods pass these tests we can apply them to quantities which are expected to be sensitive to new physics effects. This will be discussed in detail below. The quark content and some basic properties of  $D$ -mesons and  $c$ -baryons read: (status May 2020, masses and lifetimes from PDG [9]):<sup>3</sup>

#### $D$ -mesons

---

<sup>3</sup> $D^0$  and  $D^+$  have the same relative precision in the lifetimes.

	$D^0 = (\bar{u}c)$	$D^+ = (\bar{d}c)$	$D_s^+ = (\bar{s}c)$
Mass (GeV)	1.86483(5)	1.86965(5)	1.96834(7)
Lifetime (ps)	0.4101(15)	1.040(7)	0.504(4)
$\tau(X)/\tau(D^0)$	1	2.536(17)	1.229(10)

### $c$ -baryons

	$\Lambda_c = (udc)$	$\Xi_c^+ = (usc)$	$\Xi_c^0 = (dsc)$	$\Omega_c = (ssc)$
Mass (GeV)	2.28646(14)	2.46793(18)	2.4709125()	2.6952 (17)
Lifetime (ps)	0.200(6)	0.442(26)	0.112 ( $^{+13}_{-10}$ )	0.268(26)
$\tau(X)/\tau(D^0)$	0.488(15)	1.08(6)	0.27(3)	0.65(6)

The charm sector<sup>4</sup> provides some additional complementary tests of our theoretical tools, since there the expansion parameter is considerably larger. There was a huge shift in the lifetime of the  $\Omega_c$  baryon.

Later on we will also discuss kaons and pions, thus we provide also some of their properties

### **K**-mesons

	$K_S = (\bar{s}d + s\bar{d})$	$K_L = (\bar{s}d - s\bar{d})$	$K^+ = \bar{s}u$
Mass (GeV)	0.497611(13)	0.497611(13)	0.493677(16)
Lifetime (ps)	89.54(4)	51160(210)	12380(20)

### **P**ions

	$\pi^+ = \bar{d}u$	$\pi^0 = (\bar{u}u - d\bar{d})/\sqrt{2}$
Mass (GeV)	0.13957061(24)	0.1349770(5)
Lifetime (ps)	26033(5)	$(8.52 \pm 0.18) \cdot 10^{-5}$

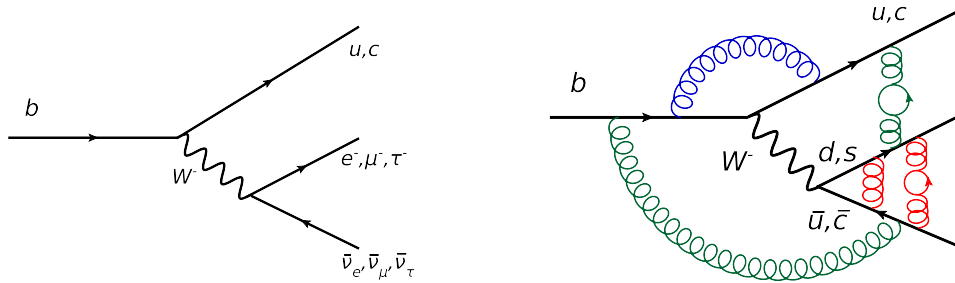
<sup>4</sup>For the  $\Omega_c$  just recently five new excited states have been identified [13].

## 2.2 Weak decays of heavy quarks

All these hadrons decay via the charged weak interaction. The dominant processes are the following tree-level decays:

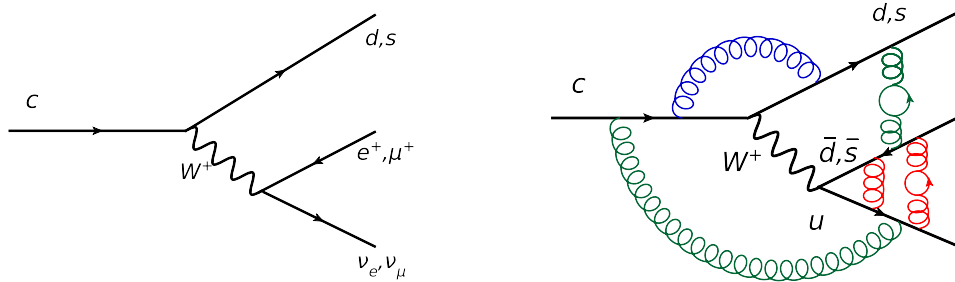
- free  $b$ -quark tree-level decay:

$$b \rightarrow \begin{cases} c \\ u \end{cases} + W^- \rightarrow \begin{cases} c \\ u \end{cases} + \begin{cases} \bar{u} + d \\ \bar{c} + s \\ \bar{u} + s \\ \bar{c} + d \\ e^- + \bar{\nu}_e \\ \mu^- + \bar{\nu}_\mu \\ \tau^- + \bar{\nu}_\tau \end{cases}$$



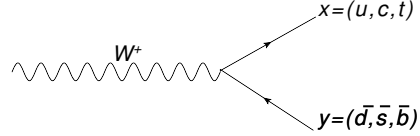
- free  $c$ -quark tree-level decay:

$$c \rightarrow \begin{cases} s \\ d \end{cases} + W^+ \rightarrow \begin{cases} s \\ d \end{cases} + \begin{cases} \bar{d} + u \\ \bar{d} + s \\ e^+ + \nu_e \\ \mu^+ + \nu_\mu \end{cases}$$

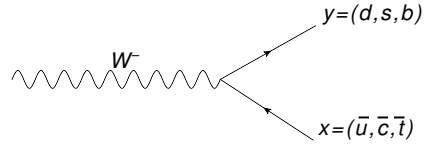


If there are quarks in the final state we have sizable QCD-corrections, which is indicated in the Feynman diagrams by the gluon exchanges. The above transitions are triggered by the charged weak current; they consist of a transition of a x-quark into a y-quark via the exchange of a  $W^\pm$ -boson. The basic vertex reads

$$W^+ : i \frac{g_2}{2\sqrt{2}} \gamma_\mu (1 - \gamma_5) V_{xy}$$



$$W^- : i \frac{g_2}{2\sqrt{2}} \gamma_\mu (1 - \gamma_5) V_{xy}^*$$




The couplings  $V_{xy}$  are the so-called **CKM (Cabibbo-Kobayashi-Maskawa)** elements [14, 15]. The CKM parameters exhibit a pronounced hierarchy. Typically this hierarchy is made explicit by expressing the different CKM-elements in powers of the small **Wolfenstein parameter** [16]  $\lambda \approx 0.224837$ , see e.g. CKMfitter [17] or UTfit [18], which provide the most recent updates of the numerical values of the CKM matrix elements. In the case of inclusive  $b$ -decays the following CKM elements appear:

$$\begin{aligned} V_{ud}, V_{cs} &\propto \lambda^0 = 1, \\ V_{us}, V_{cd} &\propto \lambda^1, \\ V_{cb} &\propto \lambda^2, \\ V_{ub} &\propto \lambda^{3.7551}. \end{aligned}$$



Typically it is stated in the literature that  $V_{ub}$  is of order  $\lambda^3$ , but numerically it is much closer to  $\lambda^4$ . At the time, the Wolfenstein parameterisation was proposed (1983), the knowledge about the size of  $V_{ub}$  was simply not precise enough to distinguish this difference.

In addition to the above discussed tree-level decays, there are also transitions that appear only on loop-level. In the standard model there is e.g. no tree-level transition of a b-quark into a s-quark. This is the famous absence of **flavour changing neutral currents (FCNC)**. On loop level such a transition is possible within the SM, via so-called **penguin** diagrams (invented in 1975 by Shifman, Vainshtein and Zakharov [19] and baptised by John Ellis in 1977 [20]).<sup>5</sup>



$b$ -decays that proceed only via penguins are  $b \rightarrow s\bar{s}s$ ,  $s\bar{s}d$ ,  $d\bar{d}d$ ,  $d\bar{d}s$ ,  $s\gamma$ ,  $d\gamma$ ,  $sl^+l^-$ ,  $dl^+l^-$ ,  $sg$  and  $dg$ .  $b$ -decays that proceed via tree-level decays and penguins are  $b \rightarrow c\bar{c}s$ ,  $c\bar{c}d$ ,  $u\bar{u}s$  and  $u\bar{u}d$ . For  $b \rightarrow c\bar{c}s$  penguins are a correction of about 9% of the LO decay rate [22], for  $b \rightarrow u\bar{u}s$  penguins are by far the dominant contribution [23].

### 2.3 Weak decays of heavy hadrons

In reality weak decays of mesons are however much more complicated, than the decay of a free quark, because of strong interactions, which is depicted in the following diagrams. In principle the binding of the quarks into a meson

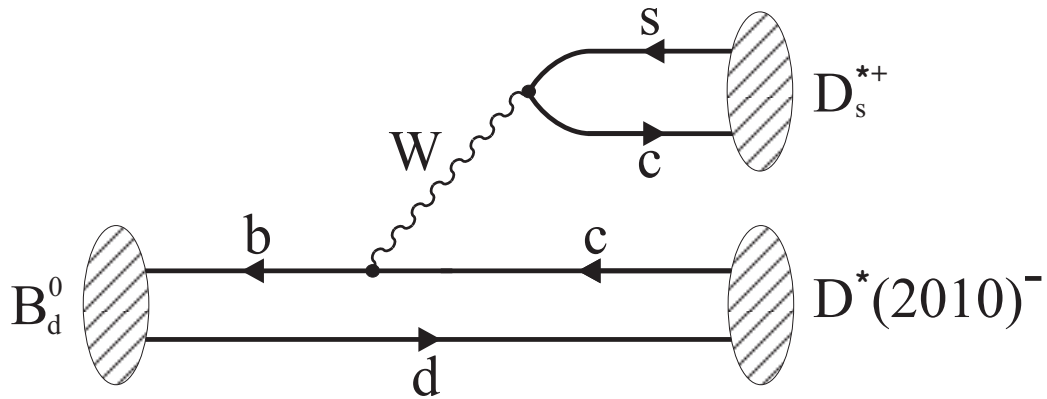
<sup>5</sup>See [21] for a nice recollection of the history of penguins in particle physics.

is a non-perturbative problem, i.e. the exchange of one gluon is as important as the exchange of numerous ones.

Meson decays can be classified according to their final states: we start with the distinction of inclusive and exclusive decays and then we further split up exclusive decays into leptonic, semi-leptonic and non-leptonic ones.

### 2.3.1 Inclusive vs. exclusive decays

- In exclusive modes every final state hadron is identified.



This is in principle what experiments can do well, while theory has the problem to describe the hadronic binding in the final states. For the quark-level decay  $\bar{b} \rightarrow \bar{c} c \bar{s}$  we have among many more the following options:

$$\begin{aligned}
 B_d^0 &\rightarrow D^{*(2010)-} D_s^{*+}, \\
 &\rightarrow D^- D_s^{*+}, \\
 &\rightarrow D^{*(2010)-} D_s^+, \\
 &\rightarrow D^- D_s^+.
 \end{aligned}$$

- In inclusive modes we only care about the quarks in the final states:

$$\bar{b} \rightarrow \bar{c} c \bar{s}.$$

This is clearly theoretically easier, while experiments have the problem of summing up all decays that belong to a certain inclusive decay mode.

To get a feeling for the arising branching fractions we list the theory value [22] for  $b \rightarrow c \bar{c} s$ , with some measured [9] exclusive branching ratios.

$$\text{Br}(b \rightarrow c \bar{c} s) = (23 \pm 2)\% , \quad (5)$$

$$\text{Br}(D^{*-} D_s^{*+}) = (1.77 \pm 0.14)\% , \quad (6)$$

$$\text{Br}(D^{*-} D_s^+) = (8.0 \pm 1.1) \cdot 10^{-3} , \quad (7)$$

$$\text{Br}(D^- D_s^{*+}) = (7.4 \pm 1.6) \cdot 10^{-3} , \quad (8)$$

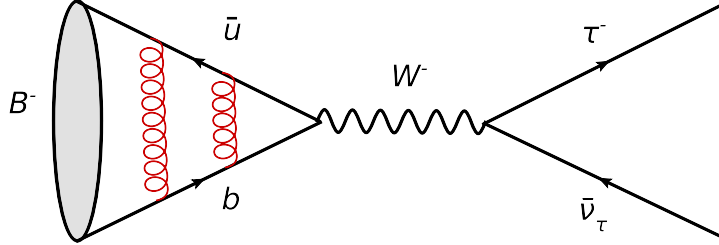
$$\text{Br}(D^- D_s^+) = (7.2 \pm 0.8) \cdot 10^{-3} , \quad (9)$$

$$\text{Br}(J/\Psi K_S) = (8.73 \pm 0.32) \cdot 10^{-4} . \quad (10)$$

Here one can already guess that quite some number of exclusive decay channels has to be summed up in order to obtain the inclusive branching ratio. We will find later that the **free quark decay** can be a very good approximation for inclusive hadron decays, if the decaying quark is heavy enough. This can be shown within the framework of the **Heavy Quark Expansion (HQE)**, see, e.g., [24] for a review and references therein. For the  $b$ -hadrons this approximation works quite well; it is currently discussed whether it also works for  $c$ -hadrons.

### 2.3.2 Leptonic decays

Leptonic decays have only leptons in the final state, e.g. the tree-level decay  $B^- \rightarrow \tau^- \bar{\nu}_\tau$ .



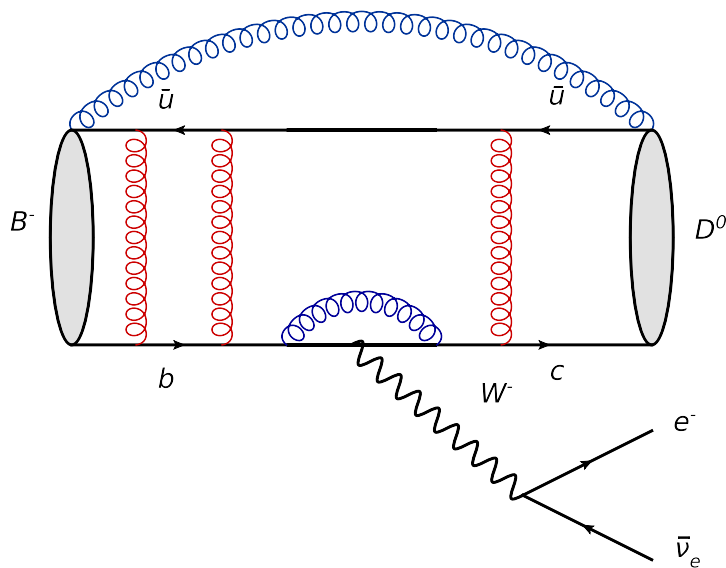
Such decays have the simplest hadronic structure. Gluons bind the quark of the initial state into a hadron. All non-perturbative effects are described by a **decay constant**,  $f_{B^-}$ , which is defined for general  $B$  mesons as

$$\langle 0 | \bar{b} \gamma^\mu \gamma_5 u | B_q(p) \rangle = i f_{B_q} p^\mu , \quad (11)$$

where  $b$  and  $u$  are the spinors of the bottom and up quark and  $p^\mu$  is the  $B_q$ -meson four-momentum. Decay constants can nowadays be precisely determined by lattice QCD simulations. Leptonic decays can also proceed via loop-level in the SM, an example is the decay  $B_s \rightarrow \mu^+ \mu^-$ .

### 2.3.3 Semi-leptonic decays

Semi-leptonic decays have leptons and hadrons in the final state, e.g.  $B^- \rightarrow D^0 e^- \bar{\nu}_e$ .



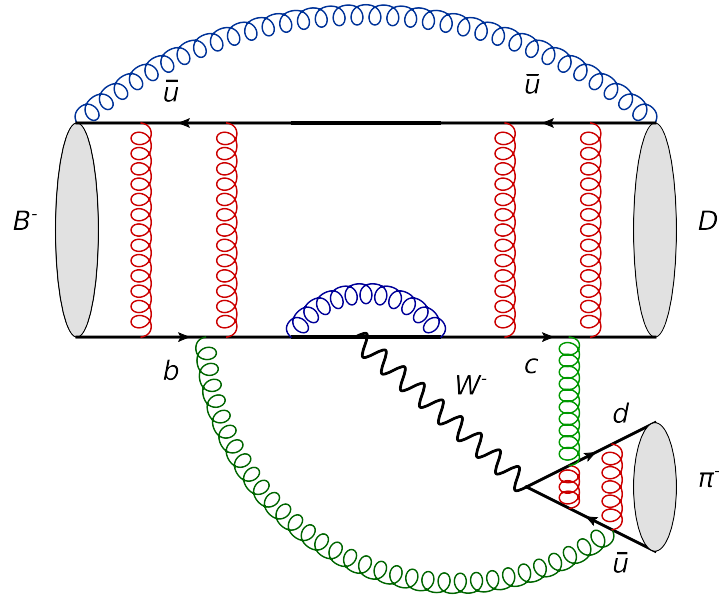
Now the hadronic structure is more complicated. We have the binding of hadrons in the initial state and in the final states. Moreover there is the possibility of having strong interactions between the initial and final states. The non-perturbative physics in this case is described by **form factors**  $f_+^{B^- \rightarrow D^0}(q^2)$  and  $f_0^{B^- \rightarrow D^0}(q^2)$  that depend on the momentum transfer  $q^2$ . They are defined as

$$\begin{aligned} \langle D^0(p_D) | \bar{c} \gamma_\mu b | B^-(p_B) \rangle = & f_+^{B^- \rightarrow D^0}(q^2) \left( p_B^\mu + p_D^\mu - \frac{m_B^2 - m_D^2}{q^2} q^\mu \right) \\ & + f_0^{B^- \rightarrow D^0}(q^2) \frac{m_B^2 - m_D^2}{q^2}. \end{aligned} \quad (12)$$

Form factors can be determined by sum rules or Lattice QCD calculations. There are again semi-leptonic decays than can only appear on the loop-level in the SM, e.g.  $B \rightarrow K^* \mu^+ \mu^-$ .

### 2.3.4 Non-leptonic decays

Non-leptonic decays have only hadrons in the final state, e.g.  $B^- \rightarrow D^0 \pi^-$ .



These are the most complicated decays and they can only be treated by making additional assumptions that allow then for a factorisation, e.g.

$$\begin{aligned}
 & \langle D^0 \pi^- | \bar{c} \gamma_\mu (1 - \gamma_5) b \cdot \bar{u} \gamma^\mu (1 - \gamma_5) d | B^- \rangle \\
 & \approx \langle D^0 | \bar{c} \gamma_\mu (1 - \gamma_5) b | B^- \rangle \cdot \langle \pi^- | \bar{u} \gamma^\mu (1 - \gamma_5) d | 0 \rangle \\
 & \approx f^{B^- \rightarrow D^0}(q^2) \cdot f_\pi.
 \end{aligned} \tag{13}$$

Later on, when investigating these decays in more theoretical detail, we will see, when the factorisation assumption is justified and when not. Moreover we will find that besides decay constants and form factors, also new non-perturbative objects, called distribution amplitudes will arise.

## 2.4 CKM, FCNC,... within the SM

### 2.4.1 The SM Lagrangian

The Lagrangian of the standard model [25, 26, 27] reads schematically

$$\begin{aligned}
\mathcal{L} = & -\frac{1}{4}F_{\mu\nu}F^{\mu\nu} \\
& +i\bar{\Psi}\not{D}\Psi \\
& +|D_\mu\Phi|^2 - V(\Phi) \\
& +\bar{\Psi}_iY_{ij}\Phi\Psi_j + h.c. \quad .
\end{aligned} \tag{14}$$

The first line of Eq.(14) describes the gauge fields of the strong, weak and electro-magnetic interaction, the second line massless fermions and their interaction with the gauge fields. The third line represents the free scalar field, the Higgs potential and the interaction of the scalar field with the gauge fields. The special form of the Higgs potential will result in masses for some of the gauge bosons. The last line describes the interaction between fermions and the scalar field, the so-called Yukawa interaction. When the Higgs field  $\Phi$  is replaced by its vacuum expectation value  $v/\sqrt{2}$  one is left with a fermion mass term of the form  $vY_{ij}/\sqrt{2}\cdot\bar{\Psi}_i\Psi_j$ , so the mass is given by  $m_{ij} = vY_{ij}/\sqrt{2}$ . The full standard model Lagrangian is invariant under Poincare transformations and local  $SU(3)_C \times SU(2)_L \times U(1)_Y$  gauge transformations -  $SU(3)$  describes the strong interaction,  $c$  stands for colour,  $SU(2)$  describes the weak interaction,  $L$  stands for left-handed,  $U(1)$  describes the electromagnetic interaction and  $Y$  stands for hypercharge. Looking at the  $SU(2)_L \times U(1)_Y$ -part in more detail one gets in the case of one generation of fermions the following expressions:

$$\begin{aligned}
\mathcal{L} = & -\frac{1}{4}W_{\mu\nu}^a W^{\mu\nu a} - \frac{1}{4}B_{\mu\nu}B^{\mu\nu} \\
& +\bar{\Psi}_L\gamma^\mu\left(i\partial_\mu - g_1Y_LB_\mu - g_2q_L\frac{\vec{\sigma}\cdot\vec{W}_\mu}{2}\right)\Psi_L \\
& +\bar{\Psi}_R\gamma^\mu\left(i\partial_\mu - g_1Y_RB_\mu - g_2q_R\frac{\vec{\sigma}\cdot\vec{W}_\mu}{2}\right)\Psi_R \\
& +\left|\left(i\partial_\mu - g_1Y_\Phi B_\mu - g_2q_\Phi\frac{\vec{\sigma}\cdot\vec{W}_\mu}{2}\right)\Phi\right|^2 - V(\Phi^\dagger\Phi)
\end{aligned}$$

$$- \left( \bar{\Psi}_L \Phi^c Y_u u_R + \bar{u}_R \Phi^{c\dagger} Y_u^\dagger \Psi_L \right) - \left( \bar{\Psi}_L \Phi Y_d d_R + \bar{d}_R \Phi^\dagger Y_d^\dagger \Psi_L \right) . \quad (15)$$

Let us discuss first the notation:

- a)  $\Psi_L$  and  $\Psi_R$  denote left- and right-handed spinors describing the fermions

$$\Psi_{L,R} = \frac{1 \pm \gamma_5}{2} \Psi . \quad (16)$$

The splitting of a spinor in left- and right-handed components is motivated by the experimental fact of parity violation. The violation of parity in the weak interaction was theoretically proposed in 1956 by Lee and Yang (NP 1957) [28] and almost immediately verified by the experiment of Wu [29]. A way of implementing this fact into the theory is treating the right-handed fermions  $\Psi_R$  as  $SU(2)_L$  singlets and the left-handed fermions  $\Psi_L$  as  $SU(2)_L$  doublets. One can write

$$\Psi_L = \begin{pmatrix} u_L \\ d_L \end{pmatrix} . \quad (17)$$

$u_L$  is the four component Dirac spinor of the up-quark it has weak isospin  $+1/2$  and  $d_L$  is the four component Dirac spinor of the down quark with weak isospin  $-1/2$ .

- b)  $g_1$  is the gauge coupling of the  $U(1)_Y$  interaction transmitted via the  $B_\mu$  gauge field,  $B_{\mu\nu}$  is the corresponding field strength tensor.  $Y_{L,R,\phi}$  are the hyper charges of the left-handed fermions, right-handed fermions and of the Higgs field.
- c)  $g_2$  is the gauge coupling of the  $SU(2)_L$  interaction transmitted via the three  $\vec{W}_\mu$  gauge fields,  $W_{\mu\nu}^a$  ( $a = 1, 2, 3$ ) is the corresponding field strength tensor and  $\vec{\sigma}$  denotes the Pauli matrices. The fact that only left-handed fermions take part in the weak interaction and right-handed do not, is fulfilled by the following choice of the charges:  $q_R = 0$  and  $q_L = q_\Phi = 1$ . This describes correctly the experimentally found *maximal parity-violation* of the weak interaction.
- d) Also the Higgs field is a  $SU(2)_L$  doublet

$$\Phi = \begin{pmatrix} \phi^+ \\ \phi^0 \end{pmatrix} , \quad (18)$$

with hypercharge  $Y = 1/2$ . The complex Higgs doublet has four degrees of freedom and the following quantum numbers.

	$\phi^+$	$\phi^0$
$Q$	+1	0
$T_3$	+1/2	-1/2
$Y$	+1/2	+1/2

Using the **unitary gauge** one can expand the Higgs field in the following way

$$\Phi = \begin{pmatrix} 0 \\ \frac{v+H}{\sqrt{2}} \end{pmatrix}. \quad (19)$$

$v$  is the non-vanishing vacuum expectation value of the Higgs field  $\Phi$  ( $v \approx 246.22$  GeV)<sup>6</sup> and  $H$  is the physical Higgs field, which was recently found at the LHC [7, 8].

$Y_{u,d}$  are the Yukawa couplings of the up- and down-quarks. To give both the up-quarks and the down-quarks a mass we have to introduce a second Higgs field, which is not independent from the original one (in some extensions of the standard model, it will be independent, e.g. in the Two-Higgs Doublet Model (**2HDM**) or the Minimal Supersymmetric Standard Model (**MSSM**)).

$$\Phi^c = i\sigma_2\Phi^* = \begin{pmatrix} \phi^{0*} \\ -\phi^{+*} \end{pmatrix}. \quad (20)$$

This field can also be expanded as

$$\Phi^c = \frac{1}{\sqrt{2}} \begin{pmatrix} v + H \\ 0 \end{pmatrix}. \quad (21)$$

The potential of the Higgs field is given as

$$V(\Phi^\dagger\Phi) = \mu^2(\Phi^\dagger\Phi) + \lambda(\Phi^\dagger\Phi)^2. \quad (22)$$

- e)  $Y^u$  and  $Y^d$  are the so-called Yukawa couplings. Since a naive fermion mass term of the form  $m(\bar{\Psi}_L\Psi_R + \bar{\Psi}_R\Psi_L)$  is not gauge invariant under  $SU(2)_L$ , the gauge-invariant Yukawa interaction was introduced to create fermion masses. This will be discussed in detail below.

---

<sup>6</sup>Originally  $v$  is defined as the minimum of the Higgs potential,  $v = \sqrt{-\mu^2/\lambda}$ . Expressing the gauge boson masses in terms of  $v$  one gets  $M_W = g_2v/2$ . Comparing this with the definition of the Fermi constant  $G_F/\sqrt{2} = g_2^2/(8M_W^2)$  one sees that  $v = \sqrt{1/(\sqrt{2}G_F)}$ .



### 2.4.2 The Yukawa interaction

After spontaneous symmetry breaking the Yukawa term reads in the case of one fermion generation

$$\begin{aligned}\mathcal{L}_{Yukawa} &= -(\bar{\Psi}_L \Phi^c Y_u u_R + \bar{u}_R \Phi^{c\dagger} Y_u^* \Psi_L) - (\bar{\Psi}_L \Phi Y_d d_R + \bar{d}_R \Phi^\dagger Y_d^* \Psi_L) \\ &= -\frac{vY_u}{\sqrt{2}}(\bar{u}_L u_R + \bar{u}_R u_L) - \frac{vY_d}{\sqrt{2}}(\bar{d}_L d_R + \bar{d}_R d_L) .\end{aligned}\quad (23)$$

In the last line we assumed that the Yukawa couplings are real and then we get a simple mass term for the up- and down quarks with the masses  $m_{u,d} = vY_{u,d}/\sqrt{2}$ . The possibility of having complex values of the Yukawa coupling will be studied below.

For three generations of quarks the situation gets still a little more involved. The Yukawa interaction reads now

$$\begin{aligned}\mathcal{L}_{Yukawa} &= \\ &= -(\bar{Q}_{1,L}, \bar{Q}_{2,L}, \bar{Q}_{3,L}) \Phi^c \hat{Y}_u \begin{pmatrix} u_R \\ c_R \\ t_R \end{pmatrix} - (\bar{u}_R, \bar{c}_R, \bar{t}_R) \Phi^{c\dagger} \hat{Y}_u^\dagger \begin{pmatrix} Q_{1,L} \\ Q_{2,L} \\ Q_{3,L} \end{pmatrix} \\ &- (\bar{Q}_{1,L}, \bar{Q}_{2,L}, \bar{Q}_{3,L}) \Phi \hat{Y}_d \begin{pmatrix} d_R \\ s_R \\ b_R \end{pmatrix} - (\bar{d}_R, \bar{s}_R, \bar{b}_R) \Phi^\dagger \hat{Y}_d^\dagger \begin{pmatrix} Q_{1,L} \\ Q_{2,L} \\ Q_{3,L} \end{pmatrix} ,\end{aligned}\quad (24)$$

with the three  $SU(2)_L$  doublets

$$Q_{1,L} = \begin{pmatrix} u_L \\ d_L \end{pmatrix}, \quad Q_{2,L} = \begin{pmatrix} c_L \\ s_L \end{pmatrix}, \quad Q_{3,L} = \begin{pmatrix} t_L \\ b_L \end{pmatrix} .\quad (25)$$

Note, that now in general the Yukawa coupling matrices  $\hat{Y}_{u,d}$  do not have to be diagonal! After spontaneous symmetry breaking one gets the following structure of the fermion mass terms:

$$-\bar{\Psi}_L^u \hat{M}_1 \Psi_R^u - \bar{\Psi}_R^u \hat{M}_1^\dagger \Psi_L^u - \bar{\Psi}_L^d \hat{M}_2 \Psi_R^d - \bar{\Psi}_R^d \hat{M}_2^\dagger \Psi_L^d ,\quad (26)$$

with

$$\Psi^u = \begin{pmatrix} u \\ c \\ t \end{pmatrix} ,\quad (27)$$

$$\Psi^d = \begin{pmatrix} d \\ s \\ b \end{pmatrix}, \quad (28)$$

$$\hat{M}_1 = \frac{v}{\sqrt{2}} \hat{Y}_u, \quad (29)$$

$$\hat{M}_2 = \frac{v}{\sqrt{2}} \hat{Y}_d. \quad (30)$$

Again, in general the mass matrices  $\hat{M}_1$  and  $\hat{M}_2$  do not have to be diagonal, but they can be diagonalised with unitary transformations

$$\Psi^u \rightarrow U_1 \Psi^u \text{ with } U_1^\dagger U_1 = 1, \quad (31)$$

$$\Psi^d \rightarrow U_2 \Psi^d \text{ with } U_2^\dagger U_2 = 1. \quad (32)$$

The transformed mass matrices read

$$U_1^\dagger \hat{M}_1 U_1 = \frac{v}{\sqrt{2}} U_1^\dagger \hat{Y}_u U_1 = \begin{pmatrix} m_u & & \\ & m_c & \\ & & m_t \end{pmatrix}, \quad (33)$$

$$U_2^\dagger \hat{M}_2 U_2 = \frac{v}{\sqrt{2}} U_2^\dagger \hat{Y}_d U_2 = \begin{pmatrix} m_d & & \\ & m_s & \\ & & m_b \end{pmatrix}. \quad (34)$$

The states that belong to a diagonal mass matrix are called **mass eigenstates** or **physical eigenstates**, the states that couple to the weak gauge bosons are called **weak eigenstates**. In principle the mass matrices could also be diagonal from the beginning on. We will start, however, with the most general possibility and finally experimental data will show what is realised in nature.

### 2.4.3 The CKM matrix

The transformation between weak and mass eigenstates does not affect the electromagnetic interaction and also not the neutral weak current. In this cases up-like quarks couple to up-like ones and down-like quarks to down-like ones, so one has always the combinations  $U_1^\dagger U_1$  and  $U_2^\dagger U_2$  in the interaction terms. By definition this combinations give the unit matrix. Thus all neutral interactions are diagonal, in other words **there are no flavour changing neutral currents (FCNC) in the standard model at tree-level.**

*why can we not start off with non-diagonal couplings?*

The originally diagonal charged current interaction can however become non-diagonal by this transformation

$$\begin{aligned}
& (\bar{u}, \bar{c}, \bar{t}) \gamma_\mu (1 - \gamma_5) \begin{pmatrix} 1 & & \\ & 1 & \\ & & 1 \end{pmatrix} \begin{pmatrix} d \\ s \\ b \end{pmatrix} \\
\rightarrow & (\bar{u}, \bar{c}, \bar{t}) \gamma_\mu (1 - \gamma_5) U_1^\dagger U_2 \begin{pmatrix} d \\ s \\ b \end{pmatrix} \\
\rightarrow & (\bar{u}, \bar{c}, \bar{t}) \gamma_\mu (1 - \gamma_5) \begin{pmatrix} \dots & \dots & \dots \\ \dots & \dots & \dots \\ \dots & \dots & \dots \end{pmatrix} \begin{pmatrix} d \\ s \\ b \end{pmatrix} . \tag{35}
\end{aligned}$$

This defines the famous **Cabibbo-Kobayashi-Maskawa-Matrix** or **CKM-Matrix**

$$V_{CKM} := U_1^\dagger U_2 . \tag{36}$$

From a theory point of view it is not excluded that  $U_1^\dagger U_2$  is diagonal (e.g.  $U_1$  and  $U_2$  are unit matrices or  $U_1 = U_2$ ). In the end experimental data will show (and have shown) if the CKM-matrix is non-diagonal and thus allows transitions between different families. Historically this matrix was invented in two steps:

- 1963: 2x2 Quark mixing by Cabibbo [14]
- 1973: 3x3 Quark mixing by Kobayashi and Maskawa [15]; NP 2008

Let us look a little more in the properties of this matrix:

By construction the CKM-Matrix is a unitary matrix, it connects the weak eigenstates  $q'$  with the mass eigenstates  $q$ . Instead of transforming both the up-type and down-type quark fields one can also solely transform the down-type fields:

$$\begin{pmatrix} d \\ s \\ b \end{pmatrix} = V_{CKM} \begin{pmatrix} d' \\ s' \\ b' \end{pmatrix} . \tag{37}$$

One can show, that a general unitary  $N \times N$ -matrix has  $N(N - 1)/2$  real parameters and  $(N - 1)(N - 2)/2$  phases, if unphysical phases are discarded.

N = 2	1 real parameter	0 phases
N = 3	3 real parameters	1 phase
N = 4	6 real parameters	3 phases

As will be discussed below a complex coupling, e.g. a complex CKM-element, leads to an effect called **CP-violation**. This will have important consequences on the existence of matter in the universe. Kobayashi and Maskawa found in 1973 that one needs at least three families of quarks (i.e. six quarks) to implement CP-violation in the standard model. At that time only three quarks were known, the charm-quark was found in 1974.

As we have seen already, the CKM-Matrix allows non-diagonal couplings of the charged currents, i.e. the u-quark does not only couple to the d-quark via a charged  $W$  boson, but it also couples to the s-quark and the b-quark. The entries of the CKM-matrix give the respective coupling strengths

$$V_{CKM} = \begin{pmatrix} V_{ud} & V_{us} & V_{ub} \\ V_{cd} & V_{cs} & V_{cb} \\ V_{td} & V_{ts} & V_{tb} \end{pmatrix}. \quad (38)$$

$$\text{Coupling} \propto \frac{g_2}{2\sqrt{2}} \gamma_\mu (1 - \gamma_5) V_{ud} \quad (39)$$

For a unitary  $3 \times 3$  matrix with 3 real angles and 1 complex phase, different parameterisations are possible. The so-called **standard parameterisation** reads

$$V_{CKM3} = \begin{pmatrix} c_{12}c_{13} & s_{12}c_{13} & s_{13}e^{-i\delta_{13}} \\ -s_{12}c_{23} - c_{12}s_{23}s_{13}e^{i\delta_{13}} & c_{12}c_{23} - s_{12}s_{23}s_{13}e^{i\delta_{13}} & s_{23}c_{13} \\ s_{12}s_{23} - c_{12}c_{23}s_{13}e^{i\delta_{13}} & -c_{12}s_{23} - s_{12}c_{23}s_{13}e^{i\delta_{13}} & c_{23}c_{13} \end{pmatrix}, \quad (40)$$

with

$$s_{ij} := \sin(\theta_{ij}) \quad \text{and} \quad c_{ij} := \cos(\theta_{ij}). \quad (41)$$

The three angles are  $\theta_{12}$ ,  $\theta_{23}$  and  $\theta_{13}$ , the complex phase describing CP-violation is  $\delta_{13}$ . This parameterisation is exact and it is typically used for numerical calculations. There is also a very ostensive parameterisation, the so-called **Wolfenstein parameterisation** [16]. This parameterisation uses the experimentally found hierarchy  $V_{ud} \approx 1 \approx V_{cs}$  and  $V_{us} \approx 0.224837 =: \lambda$  to perform a Taylor expansion in  $\lambda$ . Here one also has 3 real parameters  $\lambda$ ,

$A$  and  $\rho$  and one complex coupling denoted by  $\eta$ .

$$V_{CKM} = \begin{pmatrix} 1 - \frac{\lambda^2}{2} & \lambda & A\lambda^3(\rho - i\eta) \\ -\lambda & 1 - \frac{\lambda^2}{2} & A\lambda^2 \\ A\lambda^3(1 - \rho - i\eta) & -A\lambda^2 & 1 \end{pmatrix}. \quad (42)$$

In this form the hierarchies can be read of very nicely. Transitions within a family are strongly favoured, transitions between the first and second family are suppressed by one power of  $\lambda$ , transition between the second and third family are suppressed by two powers of  $\lambda$  and transitions between the first and the third family by at least three powers. The most recent numerical values for the Wolfenstein parameter read (status May 2020 from the CKMfitter page [17])

$$\lambda = 0.224837^{+0.000251}_{-0.000061}, \quad (43)$$

$$A = 0.8235^{+0.0056}_{-0.0145}, \quad (44)$$

$$\bar{\rho} = 0.1568^{+0.0102}_{-0.0061}, \quad (45)$$

$$\bar{\eta} = 0.3499^{+0.0079}_{-0.0065}. \quad (46)$$

**Remarks:**

- The non-vanishing value of  $\eta$  describes CP-violation within the standard model.
- Numerically one gets  $|V_{ub}| = 0.0033683 = \lambda^{3.7551}$ , so  $V_{ub}$  is more of the order  $\lambda^4$  than  $\lambda^3$  as historically assumed.

For the values of all CKM elements one gets (status May 2020 from the CKMfitter page [17])

$$V_{CKM} = \begin{pmatrix} 0.974390^{+0.000014}_{-0.000058} & 0.224834^{+0.000252}_{-0.000059} & 0.003683^{+0.000075}_{-0.000061} \\ 0.224701^{+0.000254}_{-0.000058} & 0.973539^{+0.000038}_{-0.000060} & 0.04162^{+0.00026}_{-0.00080} \\ 0.008545^{+0.000075}_{-0.000157} & 0.04090^{+0.00026}_{-0.00076} & 0.999127^{+0.000032}_{-0.000012} \end{pmatrix}. \quad (47)$$

**Remarks:**

- From this experimental numbers we clearly can see, that the CKM-matrix is non-diagonal. So our initial ansatz with non-diagonal Yukawa interactions was necessary!
- One also clearly sees the hierarchy of the CKM-matrix. Transitions within a family are clearly favoured, while changes of the family are disfavoured. In the lepton sector there is a very different hierarchy.
- The above given numbers have very small uncertainties. This relies crucially on the assumption of having a unitary  $3 \times 3$  CKM matrix. Giving up this assumption, e.g. in models with four fermion generations the uncertainties will be considerably larger.

## 2.5 A clue to explain existence

In this section we will motivate the huge interest in effects related to the violation of a mathematical symmetry called CP (Charge Parity). This is an extremely fundamental issue and it is related to the origin of matter in the universe.

There is an observed asymmetry between matter and antimatter in the universe, which can be parameterised by the baryon to photon ratio  $\eta_B$ , which was measured by PLANCK [30] to be

$$\eta_B = \frac{n_B - n_{\bar{B}}}{n_\gamma} \approx (6.05 \pm 0.07) \cdot 10^{-10} \quad (48)$$

$n_B$  is the number of baryons in the universe,  $n_{\bar{B}}$  the number of anti-baryons and  $n_\gamma$  the number of photons. The tiny<sup>7</sup> matter excess is responsible for the whole visible universe! In the very early universe the relative excess of matter over antimatter was much smaller, compared to now

$$\eta_B(t \approx 0) = \frac{10000000001 - 10000000000}{n_\gamma} \quad (49)$$

$$\eta_B(\text{today}) = \frac{1 - 0}{n_\gamma} \quad (50)$$

Now we have two possibilities for the initial conditions:

---

<sup>7</sup>The numerical value is obtained by investigating primordial nucleosynthesis and the cosmic microwave background, see e.g. the PLANCK homepage.

- $\eta_B(t = 0) = 0$ : this seems to be *natural*, but how can then  $\eta_B(t > 0) \neq 0$  be produced?

Starting from symmetric initial conditions in the big bang everything should have annihilated itself, which we do not observe (because we exist!) or there are regions in the universe, which consist of antimatter, so that there is in total an exactly equal amount of matter and antimatter. This we also do not observe.<sup>8</sup>

- $\eta_B(t = 0) \neq 0$ : is not excluded, even if it might seem *unnatural*. **But** during an inflationary phase (and everything points towards this scenario) every finite value of  $\eta_B$  will be almost perfectly thinned out to zero.

Sakharov has shown in 1967 [31] how one can solve this puzzle. If the basic laws of nature have certain properties, then one can create a baryon asymmetry dynamically (**Baryogenesis**). In order not to be wiped out by inflation one expects that the asymmetry has to be produced somewhere between the time of inflation ( $T \geq 10^{16}$  GeV) and the electroweak phase transition ( $T \approx 100$  GeV). The basics properties Sakharov found are:

- a) **C and CP-Violation**: C is the charge parity, it changes the sign of the charges of the elementary particles; P is the usual parity, a space reflection. The violation of parity in the weak interaction was theoretically proposed in 1956 by Lee and Yang (NP 1957) [28] and almost immediately verified by the experiment of Wu [29]. In 1964 a tiny CP violation effect was found in the neutral K-system - in an observable denoted by  $\epsilon_K$  - by Christenson, Cronin, Fitch, Turlay [32] (NP 1980). We know three ways of implementing CP violation in our models:

1. via complex Yukawa-couplings, as in the CKM matrix.
2. via complex parameters in the Higgs potential, see e.g. 2 Higgs doublet models in the end of the lectures
3. a la strong CP - this we will not be discussed in this lecture notes

- b) **B Violation**: The necessity to violate the baryon number is obvious. Examples for baryon number violating processes are:

---

<sup>8</sup>See e.g. the homepage of the **Alpha Magnetic Spectrometer** experiment; the current bound for the anti-He to He ratio will be improved from  $10^{-6}$  to  $10^{-9}$ .

1. Sphalerons in the SM
  2. Decay of heavy X, Y Bosons in GUTs - triggers proton decay
  3. SUSY without R-Parity - triggers proton decay
- c) **Phase out of thermal equilibrium:** In order to decide whether one is in thermal equilibrium or not one has to compare the expansion rate of the universe with the reaction rate of processes that can create a matter-antimatter asymmetry. In principle the universe is after inflation almost always in thermal equilibrium. Deviations of it are possible via
- Out-of-equilibrium decay of heavy particles, e.g.
    - \* Nucleo synthesis
    - \* Decoupling of Neutrinos
    - \* Decoupling of Photons
  - First order phase transitions, e.g.
    - \* Inflation
    - \* Electroweak phase transition?

Remarks:

- Sakharov's paper was sent to the journal on 23.9.1966 and published on 1.1.1967; it was cited for the first time in 1976 by Okun and Zeldovich; beginning of 2016 it has 2300 citations  $\Rightarrow$  be patient with your papers!
- The paper is quite cryptic; it discusses the decays of maximons ( $m \approx M_{Planck}$ )...
- All three ingredients have to be part of the fundamental theory, not only in principal, but also to a sufficient extent.

For lecture notes on baryogenesis see e.g. [33, 34, 35, 36]. Currently there are three main types of models discussed, which could create a baryon asymmetry.



### 2.5.1 Electroweak Baryogenesis

Here one assumes that the baryon asymmetry will be created during the electroweak phase transition at an energy/temperature of about  $T \approx 100$  GeV. The first candidate for this scenario is clearly the standard model. So let us see, whether the Sakharov criteria might be fulfilled within the standard model.

- a) In the standard model C and CP violation are implemented. For a measure of the magnitude of CP violation one typically uses the Jarlskog invariant  $J$ [37], which reads in the standard model

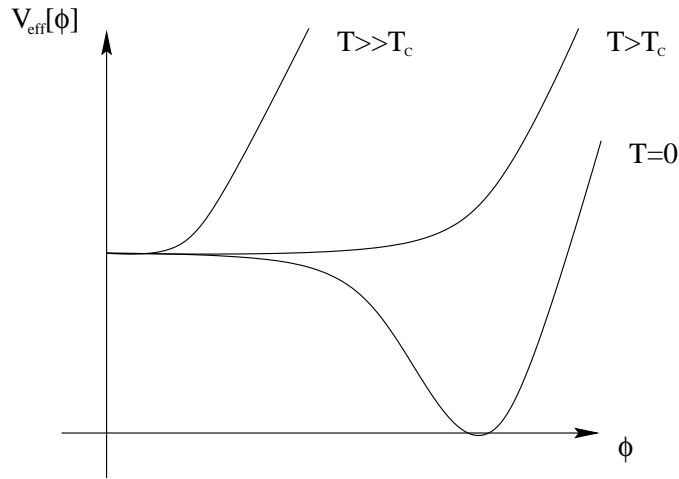
$$J = (m_t^2 - m_c^2)(m_t^2 - m_u^2)(m_c^2 - m_u^2)(m_b^2 - m_s^2)(m_b^2 - m_d^2)(m_s^2 - m_d^2) \cdot A. \quad (51)$$

$m_q$  denotes the mass of the quark  $q$  and  $A$  the area of the unitarity triangle, which will be discussed below.  $A$  is large, if the CKM-elements have also large imaginary, i.e. CP violating contributions. Normalising  $J$  to the scale of the electroweak phase transition one gets a very small number:

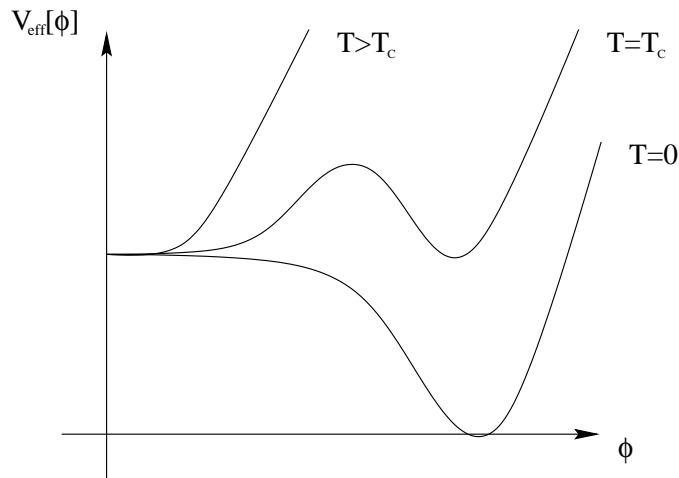
$$\frac{J}{(100 \text{ GeV})^{12}} \approx 10^{-20} \ll 6 \times 10^{-10} \approx \eta_B \quad (52)$$

see e.g. [38]. So it seems that the amount of CP violation in the standard model is not sufficient to explain the baryon asymmetry.

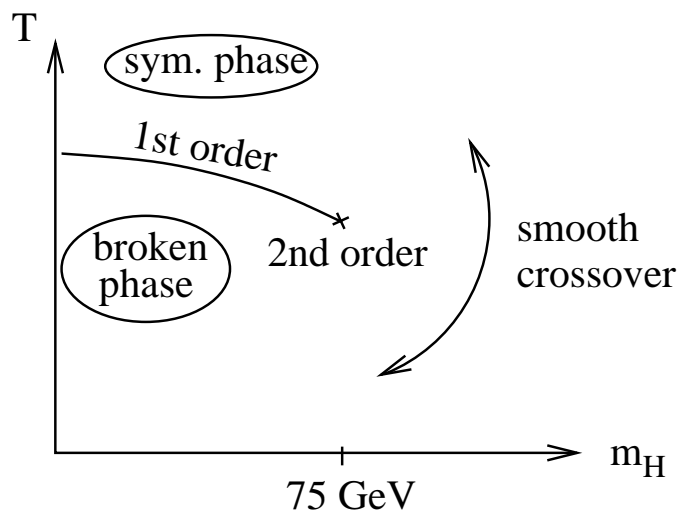
- b) In the standard model baryon number ( $B$ ) and lepton number ( $L$ ) are conserved to leading order in perturbation theory. Including quantum effects (in particular the Adler-Bell-Jackiew anomaly) one finds that  $B$  and  $L$  are no longer conserved separately, but  $B - L$  is still conserved. Considering also non-perturbative effects (there exist no Feynman diagrams!), in particular thermal effects one can create the needed violation of  $B$ . These effects are called *sphalerons* (greek: weak, dangerous) [39, 40]. At temperatures  $T < 100$  GeV this effect is exponentially suppressed, while it grows very rapidly above 100 GeV.
- c) Finally one needs to be out of thermal equilibrium at 100 GeV. During a second order phase transition the parameters change in a continuous way and one stays always in thermal equilibrium:



In order to leave thermal equilibrium a first order transition is needed:



To answer the question of the nature of the electroweak phase transition one has to calculate the effective Higgs potential (classical potential plus quantum effects) in dependence of the Higgs mass at finite temperature. One finds for masses  $m_H < 72$  GeV a first order transition, while the transition is continuous for higher masses, see e.g. [41, 42, 43, 44].



Thus the experimental value of the Higgs mass of 126 GeV clearly points towards a continuous transition within the standard model.

To summarise: in the standard model we have C and CP violation, we have B number violation and we have a possibility to have a phase out of thermal equilibrium. Looking closer one finds however that the amount of CP violation is not sufficient and that the experimental measured value of the Higgs mass is too high to give a first order phase transition.

Thus we have to extend the standard model in order to create the observed baryon asymmetry. **This is a very strong indication for physics beyond the standard model.**

Staying with baryogenesis at the electroweak scale there are several possibilities to extend the standard model in such a way that the Sakharov criterias can be fulfilled, e.g.:

- Extended fermion sector, e.g. fourth generation models
  - The Jarlskog measure can easily be increased by 10 orders of magnitude [45]
  - Non perturbative effects due to large Yukawa couplings might modify the effective potential

The most simple fourth generations are, however, excluded by the measured properties of the Higgs boson [46, 47, 48]

- Extended Higgs sectors, e.g. 2 Higgs-Doublet model:
  - New CP violating effects can appear in the Higgs sector, see e.g. [49]
  - Now a first order phase transition is possible, see e.g. [50, 51, 52, 53, 54, 55, 56].
- SUSY without R-parity:
  - New CP-violating effects possible
  - First order phase transition possible for certain mass spectra, see e.g. [57]
- ?Out-of-Equilibrium decay of new unknown particles with masses  $m \approx 100 \text{ GeV}$ ???
- ...

### 2.5.2 GUT-Baryo genesis

Here one assumes that the baryon asymmetry will be created during the electroweak phase transition at an energy/temperature of about  $T \approx 10^{15} \text{ GeV}$ , the unification scale of the strong, weak and electromagnetic interaction.

- a) Due to the extended Higgs sector there is a lot of room for new CP violating effects.
- b) Baryon number violating processes are now already induced perturbatively by the decays of the heavy X and Y bosons.
- c) When the temperature falls below the GUT-scale ( $\approx m_{X,Y}$ ), the production and the decay of the X,Y leave the equilibrium.

If a baryon asymmetry is produced at a very high scale, like the GUT scale, then there is always the danger that this asymmetry will be washed out later by sphaleron processes. Wash-out Processes (i.e. B asymmetry  $\rightarrow$  B symmetry via inverse decay and rescattering) were investigated e.g. by Rocky Kolb (Post-Doc) and Stephen Wolfram (Grad. Student, founder of MATHEMATICA) [58, 59].

### 2.5.3 Lepto genesis

For a review of lepto genesis see e.g. [60].  
There is no experimental bound on

$$\eta_L = \frac{n_L - n_{\bar{L}}}{n_\gamma}, \quad (53)$$

since charged leptons can always transform in more or less invisible neutrinos. The basic idea of lepto genesis (1986, Fukugita and Yanagida [61]) consists of two steps:

1. Produce first a lepton asymmetry via neutrino processes (in order not to violate charge conservation). For this a violation of CP is mandatory.

One possibility would be the decay of super-heavy right-handed Majorana neutrinos ( $\Delta L = 2$ ). Such neutrinos could also explain the origin of the small neutrino masses.

2. Transform the lepton asymmetry into a baryon asymmetry via Sphalerons ( $B + L$  is violated, while  $B - L$  is conserved).

## 2.6 CP violation

A violation of the CP symmetry corresponds to the appearance of a complex coupling in the theory. In the standard model this happens in the Yukawa sector, in particular the CKM elements can be complex if there are at least three generations of fermions.

## 2.7 Exercises

1. Draw the Feynman diagrams for the following decays

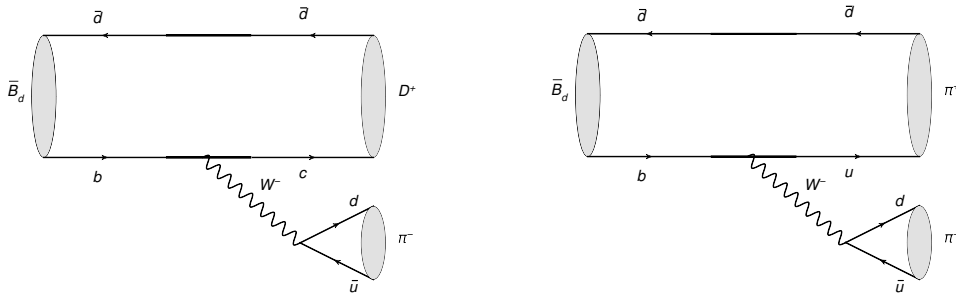
$$\begin{aligned}
 B^+ &\rightarrow \tau^+ \nu_\tau \\
 B^- &\rightarrow D^0 \tau^- \bar{\nu}_\tau \\
 B^- &\rightarrow D^0 \pi^- \\
 \bar{B}_s^0 &\rightarrow J/\psi \phi \\
 B_s^0 &\rightarrow J/\psi \phi \\
 \bar{B}_d^0 &\rightarrow J/\psi K_S
 \end{aligned}$$

2. Draw the Feynman diagrams for the decays  $\bar{B}_d \rightarrow D^+ \pi^-$  and  $\bar{B}_d \rightarrow \pi^+ \pi^-$ . What would you expect in theory for the ratio

$$\frac{Br(\bar{B}_d \rightarrow D^+ \pi^-)}{Br(\bar{B}_d \rightarrow \pi^+ \pi^-)}?$$

Compare your expectation with the measured values taken from the PDG.

**Solution:**



$$\frac{Br(\bar{B}_d \rightarrow D^+ \pi^-)}{Br(\bar{B}_d \rightarrow \pi^+ \pi^-)}^{\text{Theory}} = \frac{|V_{cb}|^2}{|V_{ub}|^2} = \frac{1}{\lambda^4} = 386.667,$$

$$\frac{Br(\bar{B}_d \rightarrow D^+ \pi^-)}{Br(\bar{B}_d \rightarrow \pi^+ \pi^-)}^{\text{PDG}} = \frac{(2.68 \pm 0.13) \cdot 10^{-3}}{(5.12 \pm 0.19) \cdot 10^{-6}} = 523.438.$$

The agreement with our naive estimate is quite impressive!

3. What size do you expect for the **semi leptonic branching ratio**

$$B_{sl} = \frac{\Gamma(b \rightarrow c\bar{\nu}_e e^-)}{\Gamma_{tot}},$$

if the masses in the final states and sub-dominant  $b \rightarrow u$ -transitions are neglected?

**Solution:**

$$\begin{aligned} B_{sl} &= \frac{\Gamma(b \rightarrow c\bar{\nu}_e e^-)}{\Gamma_{tot}} \\ &= \frac{\Gamma(b \rightarrow c\bar{\nu}_e e^-)}{\Gamma(b \rightarrow c\bar{u}d, s) + \Gamma(b \rightarrow c\bar{c}d, s) + 3\Gamma(b \rightarrow c\bar{\nu}_e e^-)} \\ &= \frac{1}{3 + 3 + 3} = 0.111111. \end{aligned}$$

Accidentally this naive estimate agrees perfectly with the measured value of  $B_{sl} = 0.1033 \pm 0.0028$  for  $B_d$  mesons [9].

4. Rank all possible inclusive (tree-level) decays according to their branching ratios. Now also the masses of the particles in the final states are taken into account. The phase space factor for one Charm-quark in the final state is about 0.67, for one tau lepton 0.28, for two charm quarks 0.40 and for one tau and one charm 0.13.

**Solution:**

Decay	naive	naive	NLO-QCD[22]
$b \rightarrow c\bar{u}d$	$\propto \lambda^4 \cdot 3 \cdot PS_1$	$= 41.1999\%$	44.6%
$b \rightarrow c\bar{c}s$	$\propto \lambda^4 \cdot 3 \cdot PS_2$	$= 24.597\%$	23.2%
$b \rightarrow c\bar{\nu}_e e^-$	$\propto \lambda^4 \cdot 1 \cdot PS_1$	$= 13.7333\%$	11.6%
$b \rightarrow c\bar{\nu}_\mu \mu^-$	$\propto \lambda^4 \cdot 1 \cdot PS_1$	$= 13.7333\%$	11.6%
$b \rightarrow c\bar{\nu}_\tau \tau^-$	$\propto \lambda^4 \cdot 1 \cdot PS_2$	$= 2.66467\%$	2.7%
$b \rightarrow c\bar{u}s$	$\propto \lambda^6 \cdot 3 \cdot PS_1$	$= 2.09521\%$	2.4%
$b \rightarrow c\bar{c}d$	$\propto \lambda^6 \cdot 3 \cdot PS_2$	$= 1.25087\%$	1.3%
$b \rightarrow u\bar{u}d$	$\propto \lambda^{7.6} \cdot 3 \cdot 1$	$= 0.288548\%$	0.6%
$b \rightarrow u\bar{c}s$	$\propto \lambda^{7.6} \cdot 3 \cdot PS_1$	$= 0.193327\%$	0.4%
$b \rightarrow u\bar{u}s$	$\propto \lambda^{9.6} \cdot 3 \cdot 1$	$= 0.0146741\%$	0.2%
$b \rightarrow u\bar{\nu}_e e^-$	$\propto \lambda^{7.6} \cdot 1 \cdot 1$	$= 0.0961828\%$	0.2%
$b \rightarrow u\bar{\nu}_\mu \mu^-$	$\propto \lambda^{7.6} \cdot 1 \cdot 1$	$= 0.0961829\%$	0.2%
$b \rightarrow u\bar{\nu}_\tau \tau^-$	$\propto \lambda^{7.6} \cdot 1 \cdot PS_1$	$= 0.0269312\%$	0.1%
$b \rightarrow u\bar{c}d$	$\propto \lambda^{9.6} \cdot 3 \cdot PS_1$	$= 0.00983162\%$	0.00%

For the decay  $b \rightarrow u\bar{u}s$  the penguin contribution is dominant, so our power counting does not work for this decay.

5. What size do you now expect for the semi leptonic branching ratio?

**Solution:**

$$B_{sl} = 0.137333 .$$

Mass corrections turn out to be very sizable. By accident the naive leading estimate reproduced already perfectly the experiment value:  $B_{sl} = 0.1033 \pm 0.0028$  for  $B_d$  mesons [9]. Later on we will see, that QCD-corrections [22] will bring down again the theoretical value to the experimental one  $B_{sl} = 0.116$ .

6. Show that the CKM matrix has  $N(N-1)/2$  real parameters and  $(N-1)(N-2)/2$  phases for the case of  $N$  fermion generations.

**Solution:** Gilberto's Thesis

- A  $N \times N$  complex matrix has  $2N^2$  parameters.
- The requirement of unitarity gives  $N^2$  constraints, so we are left with  $N^2$  parameters.



c) For each quark field we can make a phase transformation

$$\begin{aligned} u_{L,A} &\rightarrow e^{i\phi_A} u_{L,A}, \\ d_{L,B} &\rightarrow e^{i\phi_B} d_{L,B}, \end{aligned}$$

which has no physical consequence.  $A$  denotes the flavour of the up-type quark and  $B$  the flavour of the down-type quark. These  $2n$  transformations lead to the following  $2n - 1$  rephasings of the CKM elements

$$V_{AB} \rightarrow e^{-i(\phi_A - \phi_B)} V_{AB}.$$

Now we are left with  $N^2 - 2N + 1 = (N - 1)^2$  free parameters.

d) How to split this number up into real parameters and phases? Starting with a real orthogonal matrix we would get  $N(N + 1)/2$  constraints and we are thus left with  $N(N - 1)/2$  real parameters. The number of phases is then  $(N - 1)^2 - N(N - 1)/2 = (N - 1)(N - 2)$ .

7. Derive the Wolfenstein parameterisation!

- (a) Experimentally it was known that  $1 \approx V_{ud} > V_{us} \gg V_{ub}$ . Start by defining the expansion parameter  $\lambda := V_{us}$  and derive  $c_{13} \approx 1$ .
- (b) Write down the standard parameterisation of the CKM-matrix, where  $s_{12}$  and  $c_{12}$  are expressed in terms of  $\lambda$ . Include corrections up to order  $\lambda^3$ .
- (c) Looking closer at experimental data one finds  $1 \approx V_{ud} > V_{us} > V_{cb} > V_{ub}$ . Make the ansatz  $V_{cb} =: A\lambda^2$  and  $V_{ub} =: A\lambda^3(\rho - i\eta)$  and express the whole CKM matrix in terms of  $\lambda$ .

## 3 Flavour phenomenology

### 3.1 Overview

Decays of hadrons containing a beauty-quark or a charm-quark are perfectly suited for:

1. **Precise determination of the standard model parameter**, like CKM elements and quark masses. The CKM parameter appearing in decays of b-hadrons are among the least well known:  $V_{cb}$ ,  $V_{ub}$ ,  $V_{tb}$ ,  $V_{ts}$  and  $V_{td}$ .
2. Understanding of the origin and the mechanism of **CP violation**. CP violating was discovered in 1964 as a small effect (of the order of  $10^{-3}$ ) in the Kaon system, described by the quantity  $\epsilon_K$ .<sup>9</sup> Bigi and Sanda pointed out in 1981 that the size of CP violation in exclusive decays of B-mesons might be large, i.e. of order one [62].<sup>10</sup> This triggered the building of the *B*-factories and an extensive flavour physics programme at LHC, which will be discussed below. There are also some hints for CP violating effects in the neutrino sector - at the three sigma level.
3. **Indirect search for new physics**: Certain decay modes, e.g.  $b \rightarrow s\bar{s}s$  or  $b \rightarrow s\mu^+\mu^-$  cannot happen at tree-level in the standard model since we do not have tree-level FCNCs. But such decays can proceed via loop effects - penguins - in the standard model. The probability for these higher order penguin decays is typically much smaller than for tree-level decays - thus small virtual corrections due to heavy new physics particles might have a similar size as the SM penguins, while being only a tiny - maybe invisible - correction to tree-level decays.
4. **Understanding of QCD** - all weak decays of the heavy hadrons are heavily affected by hadronic effects that have to be entangled in order to shed light to the interesting weak or BSM dynamics. Inclusive decays - e.g. total decay rates or decay rate differences of neutral

---

<sup>9</sup>Direct CP violation in the Kaon system ( $\epsilon'/\epsilon$ ) was only discovered in the early 2000's and it is still discussed, whether the experimental value can explained by the SM or is already a hint of BSM effects.

<sup>10</sup>This was based on a work by Carter and Sanda [63]. Ashton Baldwin "Ash" Carter (born on September 24, 1954) was nominated by President Barack Obama on December 5, 2014 to become the United States Secretary of Defense.

mesons - are from an hadronic point of view theoretically well under control, because one can use the quark picture for describing observables. Exclusive decays show a strong hierarchy of theoretical difficulty, depending on their final states: the hadronic quantity describing leptonic decays like  $B^+ \rightarrow \tau^+ \nu_\tau$  (tree-level) or  $B_s \rightarrow \mu^+ \mu^-$  (loop-level) are decay constants, which are by now very well known from lattice simulations. Semileptonic decays like  $B \rightarrow D \mu \nu$  (tree-level) or  $B \rightarrow K \mu^+ \mu^-$  (loop-level) are described by form factors, which can be determined via non-perturbative methods like sum rules or lattice simulations. For purely hadronic decays one has to assume factorisation, which works quite well for 2-body final states (for branching ratios, while there are still problems for CP asymmetries). As hadronic inputs one needs then meson distribution amplitudes and again the form factors. Hadronic multibody final states are even more complicated.

### 3.2 The unitarity triangle

The above outlined flavour physics research programme is closely related to the determination of the CKM-matrix and in particular to the determination of the so-called unitarity triangle. By construction we have

$$V_{CKM}^\dagger V_{CKM} = 1 . \quad (54)$$

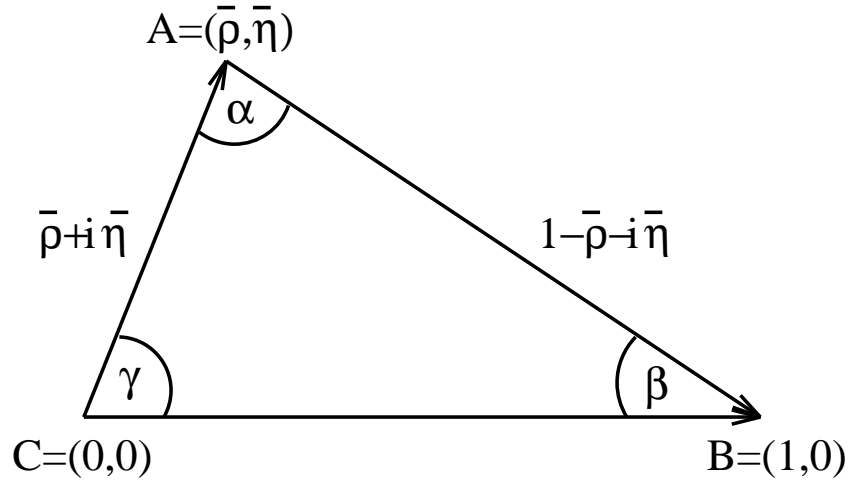
In the case of three generations this gives us nine conditions. Three combinations of CKM elements, whose sum is equal to one and six combinations whose sum is equal to zero, in particular

$$V_{ud}V_{ub}^* + V_{cd}V_{cb}^* + V_{td}V_{tb}^* = 0 . \quad (55)$$

Using the Wolfenstein parameterisation we get for this sum

$$A\lambda^3 [(\bar{\rho} + i\bar{\eta}) - 1 + (1 - (\bar{\rho} + i\bar{\eta}))] = 0 . \quad (56)$$

Since  $A$  and  $\lambda$  are already quite well known one concentrates on the determination of  $\rho$  and  $\eta$ . The above sum of three complex numbers can be represented graphically as a triangle, the so-called *unitarity triangle*, in the complex  $\rho - \eta$  plane.



The determination of the unitarity triangle is in particular interesting since a non-vanishing  $\eta$  describes CP-violation in the standard model.

In principle the following strategy is used (for a review see e.g.[64]):

Compare the experimental value of some flavour observable with the corresponding theory expression, where  $\rho$  and  $\eta$  are left as free parameters and plot the constraint on these two parameters in the complex  $\rho - \eta$  plane e.g.:

- The amplitude of a beauty-quark decaying into an up-quark is proportional to  $V_{ub}$ . Therefore the branching fraction of B-mesons decaying semi leptonically into mesons that contain the up-quark from the beauty decay is proportional to  $|V_{ub}|^2$ :

$$\begin{aligned}
 B(B \rightarrow X_u e \bar{\nu}) &= \tilde{a}_{\text{theory}} \cdot |V_{ub}|^2 = a_{\text{theory}} \cdot (\rho^2 + \eta^2) , \\
 \Rightarrow \rho^2 + \eta^2 &= \frac{B^{\text{Exp.}}(B \rightarrow X_u e \bar{\nu})}{a_{\text{theory}}} , \tag{57}
 \end{aligned}$$

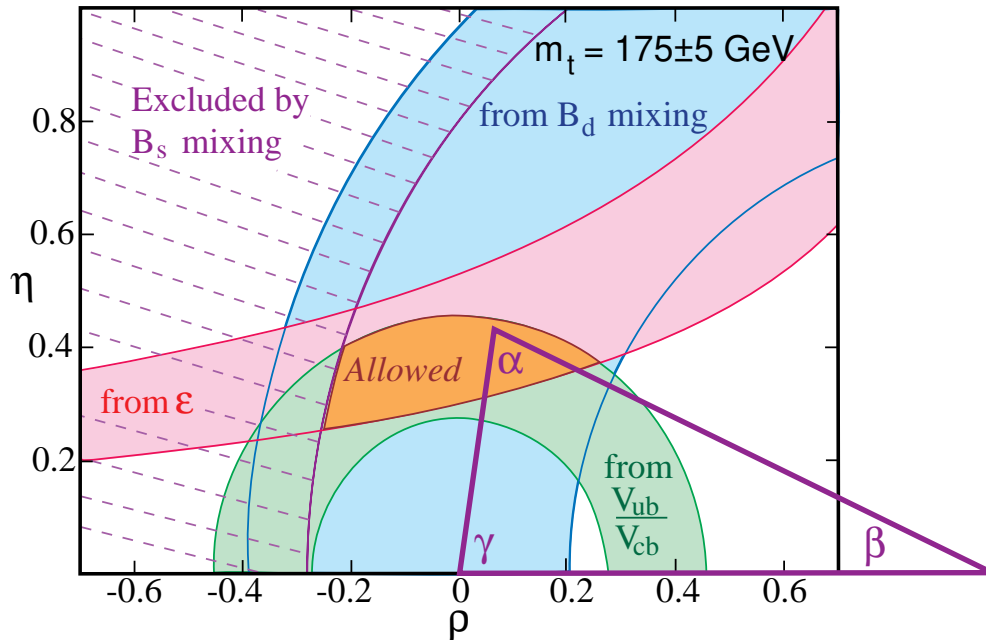
where  $a$  contains the result of the theoretical calculation. By comparing experiment and theory for this decay and leaving  $\rho$  and  $\eta$  as free parameters we get a constraint in the  $\rho - \eta$ -plane in the form of a circle around  $(0,0)$  with the radius  $B^{\text{Exp.}}(B \rightarrow X_u e \bar{\nu})/a_{\text{theory}}$ .

- Investigating the system of neutral B-mesons one finds that the physical eigenstates are a mixture of the flavour eigenstates. This effect will be discussed in more detail below. As a result of this mixing the two

physical eigenstates have different masses, the difference of the two masses is denoted by  $\Delta M_{B_d}$ . Theoretically one finds  $\Delta M_{B_d} \propto |V_{td}|^2 \propto (\rho - 1)^2 + \eta^2$ . Comparing experiment and theory we obtain a circle around (1,0).

- Comparing theory and experiment for the CP-violation effect in the neutral K-system, denoted by the quantity  $\epsilon_K$ , we get an hyperbola in the  $\rho - \eta$ -plane.

The overlap of all these regions gives finally the values for  $\rho$  and  $\eta$ . In the following figure all the above discussed quantities are included schematically. The constraint from the semi leptonic decay is shown in green, the constraint from B-mixing is shown in blue and the hyperbolic constraint from  $\epsilon_k$  is displayed in pink. This figure is just meant to visualise the method in principle, later on we show a plot with the latest experimental numbers.



### Remarks:

- The above programme was performed in the last years with great success and it confirmed the CKM picture! As a result of these efforts Kobayashi and Maskawa were awarded with the Nobel Prize in 2008.

- The angles of the unitarity triangle can be expressed as

$$\alpha = \arg\left(-\frac{V_{td}V_{tb}^*}{V_{ud}V_{ub}^*}\right), \quad (58)$$

$$\beta = \arg\left(-\frac{V_{cd}V_{cb}^*}{V_{td}V_{tb}^*}\right), \quad (59)$$

$$\gamma = \arg\left(-\frac{V_{ud}V_{ub}^*}{V_{cd}V_{cb}^*}\right). \quad (60)$$

The lengths of the sides of the unitarity triangle can be related to the angles

$$\overline{AC} = R_b = \frac{\sin \gamma}{\sin(\beta + \gamma)}, \quad (61)$$

$$\overline{AB} = R_t = \frac{\sin \beta}{\sin(\beta + \gamma)}. \quad (62)$$

To a good approximation we can also write

$$V_{ub} = |V_{ub}|e^{-i\gamma}, \quad V_{td} = |V_{td}|e^{-i\beta}. \quad (63)$$

Bigi and Sanda have shown that the angle  $\beta$  can be extracted directly, with almost no theoretical uncertainty - thus it is called *gold-plated mode* - from the following CP-asymmetry in exclusive B-decays [62].

$$a_{CP} := \frac{\Gamma(B \rightarrow J/\Psi + K_S) - \Gamma(\bar{B} \rightarrow J/\Psi + K_S)}{\Gamma(B \rightarrow J/\Psi + K_S) + \Gamma(\bar{B} \rightarrow J/\Psi + K_S)} \propto \sin 2\beta \quad (64)$$

The fact that the size of  $\sin 2\beta$  is expected to be order one was a further reason for building the **B-factories** to measure for the first time CP violation outside the Kaon sector.

Currently a lot of experimental effort is put into the direct determination of the CKM angle  $\gamma$ . Assuming no BSM effects in hadronic tree-level decays, this extraction can be done with essential no (of the order of  $10^{-6}$ ) [65].<sup>11</sup> The extraction of the CKM angle  $\alpha$  suffers from more theory uncertainties.

---

<sup>11</sup>Giving up the assumption of having no BSM effects in tree-level non-leptonic decays on can get very large shifts in the determination of the CKM angle  $\gamma$  [66, 67].

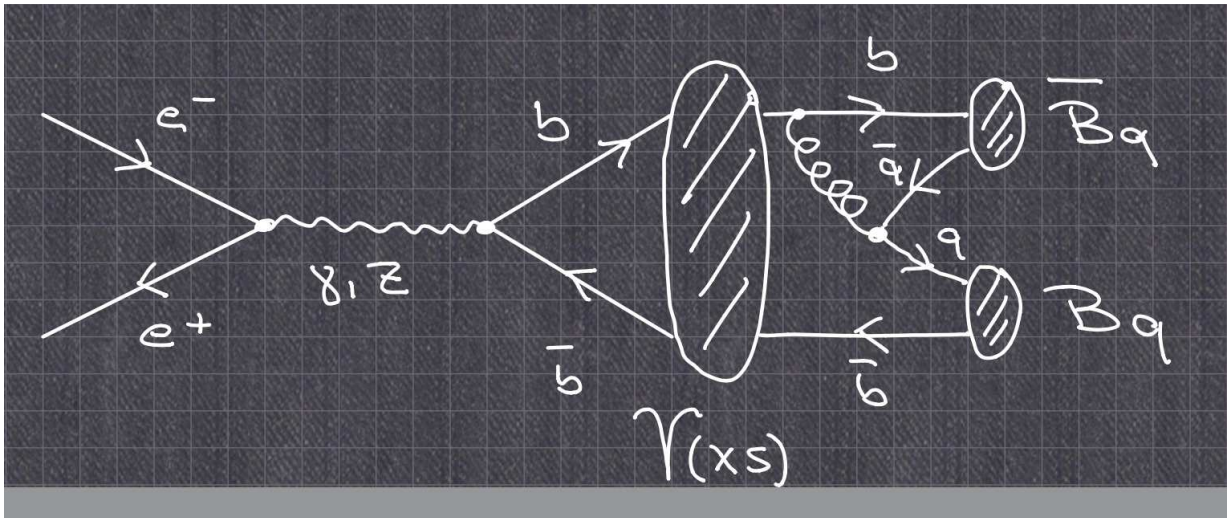
### 3.3 Flavour experiments

In order to be able to measure flavour quantities as precisely as possible one needs a huge number of B-mesons. So the obvious aim was to build accelerators that create as many B-mesons as possible. Currently there are two classes of accelerators that can fulfil this task:

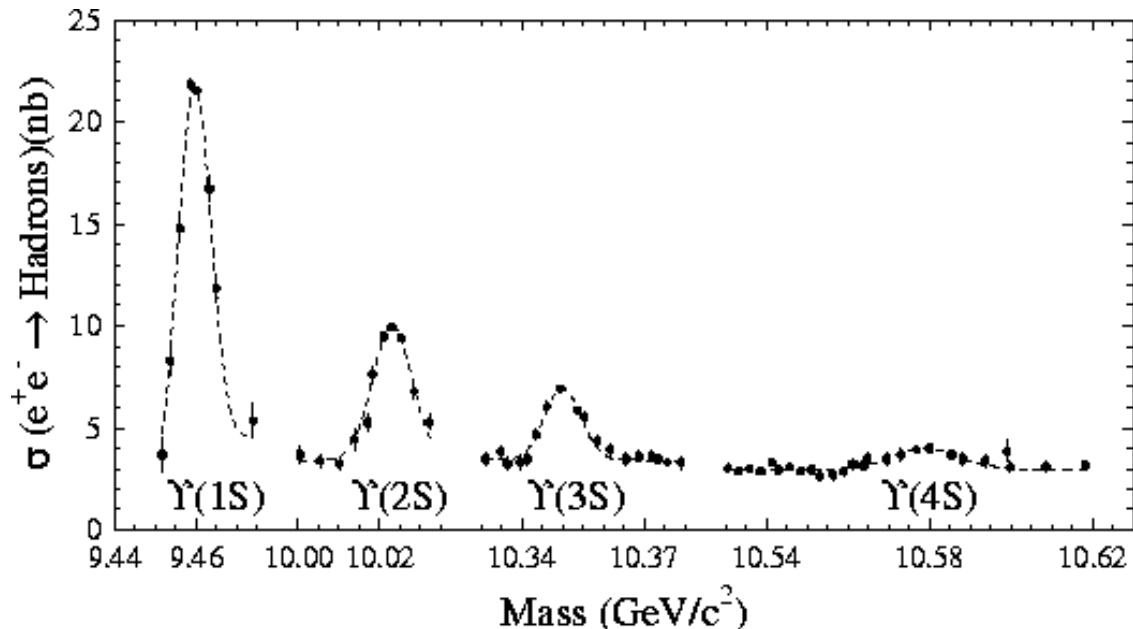
- So-called *B factories*. This are  $e^+ - e^-$ -colliders, that seem to be in particular advantageous to perform precision measurements because of their low background. This was done since 1999 in SLAC, Stanford, USA with the PEP accelerator and the BaBar detector and in KEK, Japan with the Belle detector. Currently the machine and the detector in KEK are upgraded to a *Super B factory*.

B-mesons will then be produced according to the following reaction

$$e^+ - e^- \rightarrow \Upsilon (= b\bar{b} \text{ - resonances}) \rightarrow B_q + \bar{B}_q. \quad (65)$$



There are several excitations of the  $\Upsilon$ -resonance, with different masses and different production-cross-sections.



Now one has to check, whether the production of B-mesons is kinematically allowed. The lightest mesons have a mass of  $2m_{B^{\pm,0}} \approx 10559$  MeV, therefore our machine has to run on the  $\Upsilon(4s)$ -resonance, to have the highest possible production cross section. But running on the  $\Upsilon(4s)$ -resonance one cannot produce any  $B_s, B_c$  or  $\Lambda_b$ . To produce also  $B_s$  mesons ( $2m_{B_s} \approx 10734$  MeV), one has to switch to the  $\Upsilon(5s)$ -resonance, with the prize of a lower cross section - this was done at Belle but not at BaBar.

Another problem we have is the short lifetime of the b-hadrons,  $\tau_b \approx 10^{-12}$  s. In order to be able to measure the tracks of the b-hadrons, it was decided to build asymmetric accelerators, where the produced B-mesons have a large boost and therefore due to time dilatation a lifetime long enough to be measured.

- Hadron colliders like the TeVatron at Fermilab ( $p - \bar{p}$ -collisions) and the LHC at CERN ( $p - p$ -collisions) were not primarily built for flavour physics, but they have huge  $b$ - and charm production cross sections

$$\sigma(pp \rightarrow \bar{b}b + X) = 284\mu b \text{ (7 TeV)} \quad (66)$$

$$\sigma(pp \rightarrow \bar{c}c + X) = 6100\mu b \text{ (7 TeV)} \quad (67)$$

$$\sigma(e^+e^- \rightarrow \bar{b}b) \approx 1nb \text{ (BaBar, Belle)} \quad (68)$$



This means that an integrated luminosity of  $1\text{fb}^{-1}$ <sup>12</sup> at LHC corresponds to  $6 \times 10^{12}$   $c\bar{c}$  pairs, approximately 1/6 of them is detected by LHCb. Thus the currently achieved  $3\text{fb}^{-1}$  correspond to about  $10^{11}$  detected  $b\bar{b}$  pairs, which has to be compared with about  $10^9$   $b\bar{b}$  pairs at Belle. Moreover in addition to  $B_d$  and  $B^+$  the heavier hadrons like  $B_s, B_c$  and  $\Lambda_b$  are accessible in hadron machines. This led to the fact that recently the detector LHCb (for certain decay modes also ATLAS and CMS) started to dominate the field of experimental heavy flavour physics.

In the following table we give a brief list of some accelerators producing b-hadrons. Besides the kind of accelerated particles and their energy the *luminosity*  $\mathcal{L}$  is one of the most important key numbers of an accelerator.

machine	location	particles energy	Exp.	circumference	luminosity [ $\text{cm}^{-2}\text{s}^{-1}$ ]
LEP '89 - '01	CERN Geneva, CH	$e^+ + e^-$ 105 GeV	ALEPH, DELPHI OPAL, ZEUS	27 km	$10^{32}$
TEVATRON '87 - 30.9.2011	FERMILAB Chicago, USA	$p + \bar{p}$ 1+1 TeV	CDF D 0	6.3 km	$4 \cdot 10^{32}$ $10\text{fb}^{-1}$
CESR '79 -	CLEO Cornell, USA	$e^+ + e^-$ 6 GeV		0.8 km	$1.3 \cdot 10^{33}$
PEP-II '99 - '08	SLAC Stanford USA	$e^+ + e^-$ $e^+ : 3.1\text{GeV}$ $e^- : 9\text{ GeV}$	BaBar	2.2 km	$1.2069 \cdot 10^{34}$ (Peak) $557/433(4s)\text{fb}^{-1}$
KEKB '99 - '10	KEK Japan	$e^+ + e^-$ $e^+ : 3.5\text{ GeV}$ $e^- : 8\text{ GeV}$	Belle	0.8 km	$2.1083 \cdot 10^{34}$ (Peak) $1040\text{fb}^{-1}$
LHC '10 - '13 '15 - ...	CERN Geneva, CH	$p + p$ $p : 7+7\text{ TeV}$	LHCb	27 km	$8 \cdot 10^{33}$ (Peak) $3\text{fb}^{-1}$ (LHCb)
SuperKEKB '19 -	KEK Japan	$e^+ + e^-$ $e^+ : 4\text{ GeV}$ $e^- : 7\text{ GeV}$	Belle	0.8 km	$8 \cdot 10^{35}$ (Peak) $50\text{ab}^{-1}$ in '24

<sup>12</sup>The number of events of a certain kind is related to the cross section of this event and the luminosity in the following way

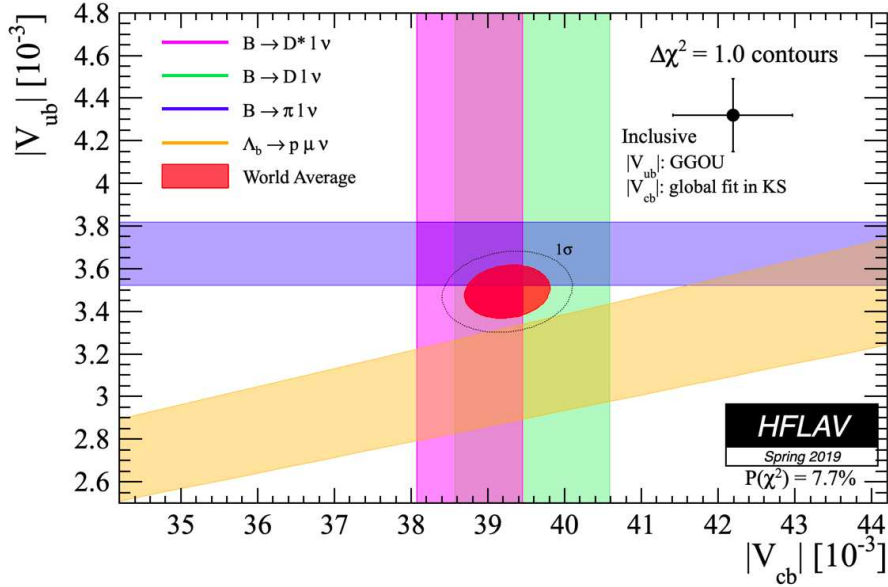
$$\# \text{ of events} = \int \mathcal{L} dt \cdot \sigma \quad (69)$$

$\int \mathcal{L} dt$  is also called the integrated luminosity and it is measured in units of e.g.  $\text{fb}^{-1}$ .

### 3.4 Current status of flavour phenomenology

These experiments have achieved unprecedentedly high precision in flavour physics, for a recent review see, e.g. [68] and references therein; some highlights are:

1. Precise determination of the CKM matrix with CP conserving observables:
  - Assuming the validity of the standard model, fits of the CKM matrix give very precise values, see Eq.(47).
  - In particular the previously quite unknown elements  $V_{td}$ ,  $V_{ts}$ ,  $V_{tb}$ ,  $V_{cb}$  and  $V_{ub}$  are now strongly constrained.  
*But: there is still a difference between the inclusive and exclusive determinations of  $V_{cb}$  and  $V_{ub}$  [11]:*



$$\begin{aligned}
 V_{cb}^{\text{Incl.}} &= (42.19 \pm 0.78) \cdot 10^{-3} & V_{cb}^{\text{Excl.D}^*} &= (38.79 \pm 0.69) \cdot 10^{-3}, \\
 & & V_{cb}^{\text{Excl.D}} &= (39.58 \pm 1.01) \cdot 10^{-3}, \\
 V_{ub}^{\text{Incl.}} &= (4.32 \pm 0.18) \cdot 10^{-3} & V_{ub}^{\text{Excl.}} &= (3.67 \pm 0.15) \cdot 10^{-3} \quad (70)
 \end{aligned}$$

*The CKM elements including the top-quark can now be quite strongly constrained by B-mixing due to severe improvements in the theoretical description of mixing stemming from HQET sum rules and*

lattice [69] - the  $B$  mixing results are largely independent on the value of  $V_{ub}$ , but they indicate

$$V_{cb}^{\text{B-Mixing}} = (41.6 \pm 0.7) \cdot 10^{-3}. \quad (71)$$

So either indicating the correctness of the inclusive value of  $V_{cb}$  or some BSM contributions to  $B$ -mixing.

2. CP violation - precise determination of the angles of the unitarity triangle

- Large CPV in  $B$  decays, in particular *indirect CP-violation* (= the physical eigenstate is not a pure CP-eigenstate) was found in 2001 in the decay  $B_d \rightarrow J/\Psi + K_s$ . This was the first discovery of CP-violation outside the  $K$ -system. It was one of the basic motivations of the  $B$ -factories to determine the CKM angle  $\beta$  the decay  $B_d \rightarrow J/\Psi + K_s$ . A combination of the experimental results from BaBar, Belle and LHCb gives [11]

$$\sin 2\beta^{\text{Direct}} = 0.699 \pm 0.017. \quad (72)$$

This result is in good agreement with the indirect determination [17], when the direct measurements are excluded:

$$\sin 2\beta^{\text{Fit}} = 0.731_{-0.027}^{+0.029}. \quad (73)$$

of  $\beta$  via fits of the CKM matrix.

- *Direct CP-violation* (= the decay itself violates CP) was discovered only in 2012, e.g. in charmless two-particle decays

$$B_d \rightarrow \pi^+\pi^-, K^+\pi^-, \quad (74)$$

$$B_s \rightarrow K^-\pi^+. \quad (75)$$

In 2013 direct CP violation was also observed in charmless 3 particle decays like

$$B^+ \rightarrow K^+\pi^+\pi^-, K^+K^+K^-, \pi^+\pi^+\pi^-, \pi^+K^+K^-. \quad (76)$$

But only in the last channel with more than 5 sigma. There are hints for CP violation in  $B^+ \rightarrow K^+p\bar{p}$ , but so far no significant

hints for CP violating effect in  $b$ -baryon decays.

The size of the CKM angle  $\gamma$  is directly proportional to the size of CP violation in the CKM matrix and it can be extracted from direct CP violation in decays like

$$B^+ \rightarrow DK^+, D\pi^+. \quad (77)$$

The most precise value for  $\gamma$  stems from LHCb, the current experimental average [11] reads

$$\gamma^{\text{Direct}} = (71.1^{+4.6}_{-5.3})^\circ. \quad (78)$$

*This value is, however, slightly above the indirect determination [17], when the direct measurements are excluded:*

$$\gamma^{\text{Fit}} = (65.66^{+0.90}_{-2.65})^\circ. \quad (79)$$

*Moreover  $B$  mixing indicates within the SM an upper bound on the CKM angle  $\gamma$  [69] (in the unitarity triangle the ray from the direct determination of  $\gamma$  is not touching anymore the circle stemming from  $B$  mixing)*

$$\gamma^{\text{B-Mixing}} \leq 66.9^\circ \quad (80)$$

*with a five sigma significance.*

- Direct CPV in the charm sector has been found in 2019 [70] in the quantity

$$\begin{aligned} \Delta A_{CP} &= A_{CP}(D^0 \rightarrow K^+K^-) - A_{CP}(D^0 \rightarrow \pi^+\pi^-) \\ &= (-15.4 \pm 2.9) \cdot 10^{-4}. \end{aligned} \quad (81)$$

This value is about a factor 10 larger than naive SM estimates - it is currently intensively discussed whether the experimental value can be due to some non-perturbative enhancement or due to BSM effects.

- CPV effects in mixing of neutral  $B$ -mesons and  $D$  mesons are currently searched for; these effects are tiny in the SM - so they present a nice nulltest.

All these achievements were awarded in 2008 with the Nobel Prize for Kobayashi and Maskawa, *but there is still a lot of work to do, and the increased experimental and theoretical precision might point towards some effects beyond the SM.*

3. **Indirect searches for BSM effects:** numerous rare decays like  $B_s \rightarrow \mu^+\mu^-$ ,  $B \rightarrow X_s\gamma$ ,  $B_d \rightarrow K^*\mu^+\mu^-$ , ... were measured with branching fractions as low as  $3 \cdot 10^{-9}$ . Together with precise results for  $B$ -mixing this provides an amazing success of the SM.

*Nevertheless first discrepancies between experiment and the SM expectations start to show up in view of the improved experimental and theoretical precision. Besides the longstanding puzzle of inclusive vs. exclusive semi-leptonic  $B$ -decays we are observing for quite some time now the so-called **Flavour anomalies**: deviations of experiment and theory in*

- *Semi-leptonic  $b \rightarrow s\mu\mu$  transitions - branching ratios, angular observables in  $B_d \rightarrow K^*\mu^+\mu^-$ , ...*
- *Lepton Flavour universality violation in semi-leptonic loop level decays, like  $R_K$ .*
- *Lepton Flavour universality violation in semi-leptonic tree level decays, like  $R_D$ .*

*Combined fits of the  $b \rightarrow s\mu\mu$  transitions show deviations larger than six standard deviations!*

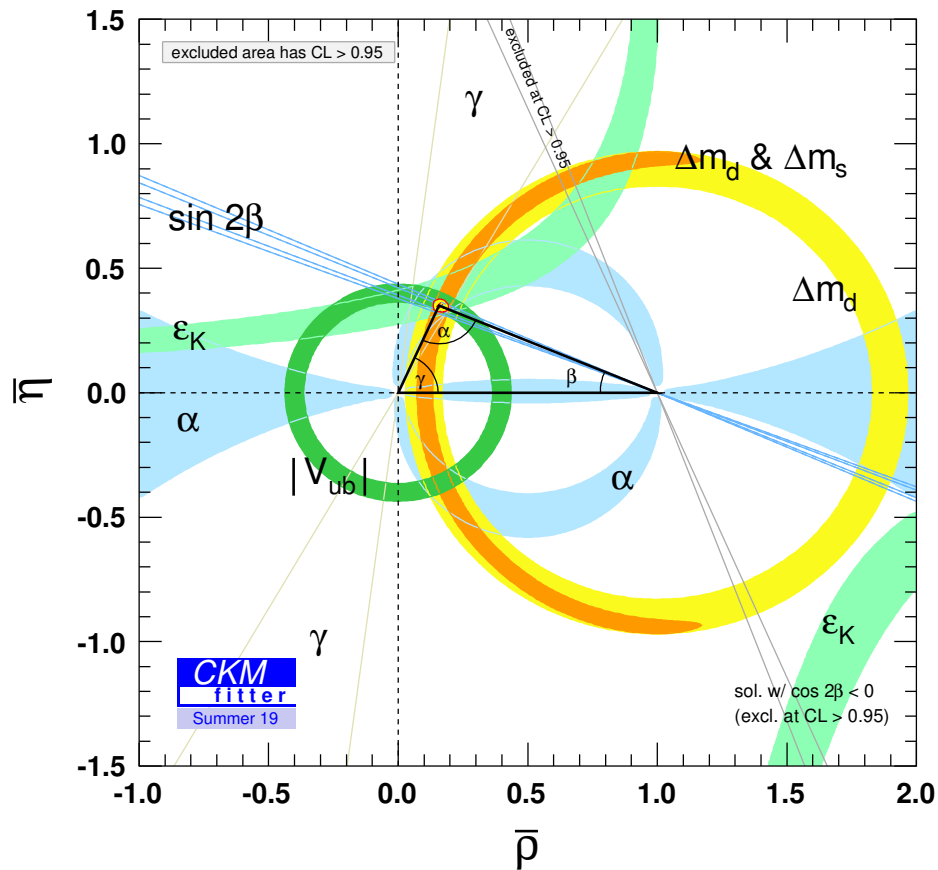
4. **Understanding of QCD:** the lifetimes of the B-mesons and b-baryons were measured with a high precision. Since the lifetime is one of the fundamental properties of a particle, it is very desirable to understand this quantities theoretically. Moreover, lifetimes are expected to be only marginally affected by new physics contributions, thus they present a very clean test of our theoretical tools to describe heavy hadron decays, in particular the expansion in inverse powers of the heavy quark mass. We will present below the state of the art in calculating lifetimes of heavy hadrons, see [24] for a review. Of particular interest was the measurement of the decay rate difference in the neutral  $B_s$  system,  $\Delta\Gamma_s$  by the LHCb collaboration from 2012 on, as well as newer results from ATLAS and CMS. This measurement provided a strong confirmation of the validity of the **Heavy Quark Expansion**.

Non-perturbative tools like **lattice QCD**, but also **sum rules**, have been improved considerably and one has by now obtained an amazing precision for some parameters, like decay constants or Bag parameter describing  $B$  mixing.

Moreover, numerous hadronic decays like  $B \rightarrow \pi\pi, K\pi, KK, \dots$  were

measured, with branching fractions of the order of  $10^{-5}$  and below. These decay modes are an interesting testing ground for attempts, like **QCD factorisation**, to describe the strong interaction effects in hadronic decays, which is more complicated than lifetimes. For branching ratios these tools work very well, while there are still some unsettled issues related to CP asymmetries.

In the following figure the current status (May 2020) of the determination of the unitarity triangle is shown.



The CKM mechanism is clearly giving the dominant contribution to quark mixing, but first small discrepancies are starting to show up.

### 3.5 Exercises

1. Number of created  $b\bar{b}$  pairs

Draw Feynman diagrams for the following process

- $e^+ - e^- \rightarrow \Upsilon(= b\bar{b} - \text{resonances}) \rightarrow B + \bar{B}$

Use the following cross sections

$$\sigma(pp \rightarrow b\bar{b} + X) = 284\mu\text{b} (7 \text{ TeV}) \quad (82)$$

$$\sigma(pp \rightarrow c\bar{c} + X) = 6100\mu\text{b} (7 \text{ TeV}) \quad (83)$$

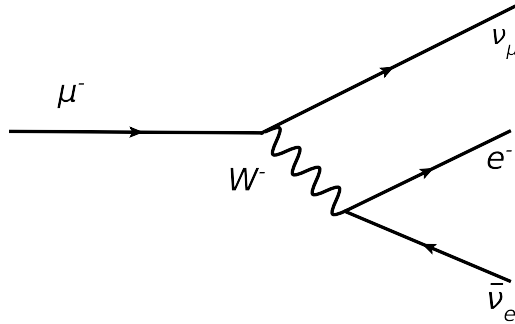
$$\sigma(e^+e^- \rightarrow b\bar{b}) \approx 1\text{nb} (\text{BaBar, Belle}) \quad (84)$$

to calculate the number of  $b\bar{b}$  pairs and  $c\bar{c}$  pairs that were created at LHCb ( $3 \text{ fb}^{-1}$ ) and Belle ( $1 \text{ ab}^{-1}$ ). Because of the huge backgrounds LHCb can only detect about 1/6 of the produced  $b\bar{b}$  pairs; how many  $b\bar{b}$  pairs were detected by LHCb?

## 4 Weak decays I - Basics

### 4.1 The Muon Decay

The muon decay  $\mu^- \rightarrow \nu_\mu e^- \bar{\nu}_e$  represents the most simple weak decay, because there are no QCD effects involved.<sup>13</sup> This process is given by the following Feynman diagram.



Hence the total decay rate of the muon reads (see, e.g., [71] for an early reference)

$$\Gamma_{\mu \rightarrow \nu_\mu + e + \bar{\nu}_e} = \frac{G_F^2 m_\mu^5}{192\pi^3} f\left(\frac{m_e}{m_\mu}\right) = \frac{G_F^2 m_\mu^5}{192\pi^3} c_{3,\mu}. \quad (85)$$

$G_F = g_2^2/(4\sqrt{2}M_W^2)$  denotes the Fermi constant and  $f$  the phase space factor for one massive particle in the final state. It is given by

$$f(x) = 1 - 8x^2 + 8x^6 - x^8 - 24x^4 \ln(x). \quad (86)$$

The coefficient  $c_{3,\mu}$  is introduced here to be consistent with our later notation. The result in Eq.(85) is already very instructive, since we get now for the measurable lifetime of the muon

$$\tau = \frac{1}{\Gamma} = \frac{192\pi^3}{G_F^2 m_\mu^5 f\left(\frac{m_e}{m_\mu}\right)}. \quad (87)$$

Thus the lifetime of a weakly decaying particle is proportional to the inverse of the fifth power of the mass of the decaying particle. Using the measured

---

<sup>13</sup>This statements holds to a high accuracy. QCD effects arise for the first time at the two loop order.



values [9] for  $G_F = 1.1663787(6) \cdot 10^{-5} \text{ GeV}^{-2}$ ,  $m_e = 0.510998928(11) \text{ MeV}$  and  $m_\mu = 0.1056583715(35) \text{ GeV}$  we predict<sup>14</sup> the lifetime of the muon to be

$$\tau_\mu^{Theo.} = 2.18776 \cdot 10^{-6} \text{ s} , \quad (88)$$

which is in excellent agreement with the measured value [9] of

$$\tau_\mu^{Exp.} = 2.1969811(22) \cdot 10^{-6} \text{ s} . \quad (89)$$

The remaining tiny difference (the prediction is about 0.4% smaller than the experimental value) is due to higher order electro-weak corrections. These corrections are crucial for a high precision determination of the Fermi constant. The dominant contribution is given by the 1-loop QED correction, calculated already in the 1950s [72, 73]:

$$c_{3,\mu} = f\left(\frac{m_e}{m_\mu}\right) \left[ 1 + \frac{\alpha}{4\pi} 2 \left( \frac{25}{4} - \pi^2 \right) \right] . \quad (90)$$

Taking this effect into account ( $\alpha = 1/137.035999074(44)$  [9]) we predict

$$\tau_\mu^{Theo.} = 2.19699 \cdot 10^{-6} \text{ s} , \quad (91)$$

which is almost identical to the measured value given in Eq.(89). The complete 2-loop QED corrections have been determined in [74], a review of loop-corrections to the muon decay is given in [75] and two very recent higher order calculations can be found in, e.g., [76, 77].

The phase space factor is almost negligible for the muon decay - it reads  $f(m_e/m_\mu) = 0.999813 = 1 - 0.000187051$  - but it will turn out to be quite sizable for a decay of a b-quark into a charm quark.

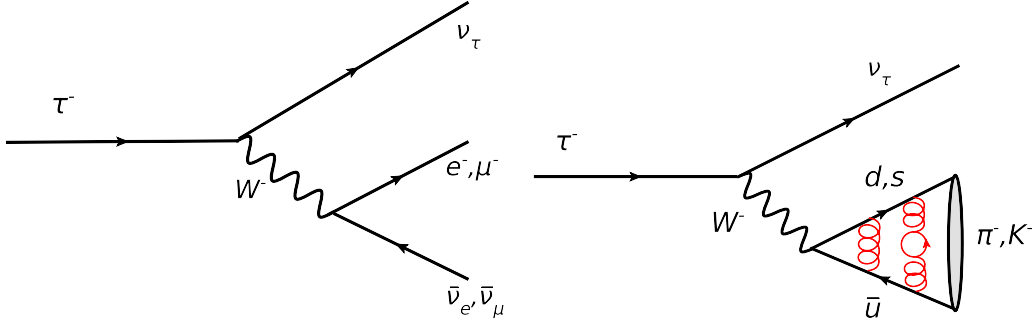
## 4.2 The tau decay

Moving to the tau lepton, we have now two leptonic decay channels as well as decays into quarks:

$$\tau \rightarrow \nu_\tau + \begin{cases} e^- + \bar{\nu}_e \\ \mu^- + \bar{\nu}_\mu \\ d + \bar{u} \\ s + \bar{u} \end{cases} .$$

---

<sup>14</sup>This is of course not really correct, because the measured muon lifetime was used to determine the Fermi constant, but for pedagogical reasons we assume that the Fermi constant is known from somewhere else.



Heavier quarks, like charm- or bottom-quarks cannot be created, because the lightest meson containing such quarks ( $D^0 = c\bar{u}$ ;  $M_{D^0} \approx 1.86$  GeV) is heavier than the tau lepton ( $m_\tau = 1.77682(16)$  GeV). Thus the total decay rate of the tau lepton reads

$$\begin{aligned} \Gamma_\tau &= \frac{G_F^2 m_\tau^5}{192\pi^3} \left[ f\left(\frac{m_e}{m_\tau}\right) + f\left(\frac{m_\mu}{m_\tau}\right) + N_c |V_{ud}|^2 g\left(\frac{m_u}{m_\tau}, \frac{m_d}{m_\tau}\right) + N_c |V_{us}|^2 g\left(\frac{m_u}{m_\tau}, \frac{m_s}{m_\tau}\right) \right] \\ &=: \frac{G_F^2 m_\tau^5}{192\pi^3} c_{3,\tau}. \end{aligned} \quad (92)$$

The factor  $N_c = 3$  is a colour factor and  $g$  denotes a new phase space function, when there are two massive particles in the final state. If we neglect the phase space factors ( $f(m_e/m_\tau) = 1 - 7 \cdot 10^{-7}$ ;  $f(m_\mu/m_\tau) = 1 - 0.027$ ; ...) and if we use  $V_{ud}^2 + V_{us}^2 \approx 1$ , then we get  $c_{3,\tau} = 5$  and thus the simple approximate relation

$$\frac{\tau_\tau}{\tau_\mu} = \left(\frac{m_\mu}{m_\tau}\right)^5 \frac{1}{5}. \quad (93)$$

Using the experimental values for  $\tau_\mu$ ,  $m_\mu$  and  $m_\tau$  we predict

$$\tau_\tau^{Theo.} = 3.26707 \cdot 10^{-13} \text{ s}, \quad (94)$$

which is quite close to the experimental value of

$$\tau_\tau^{Exp.} = 2.906(1) \cdot 10^{-13} \text{ s}. \quad (95)$$

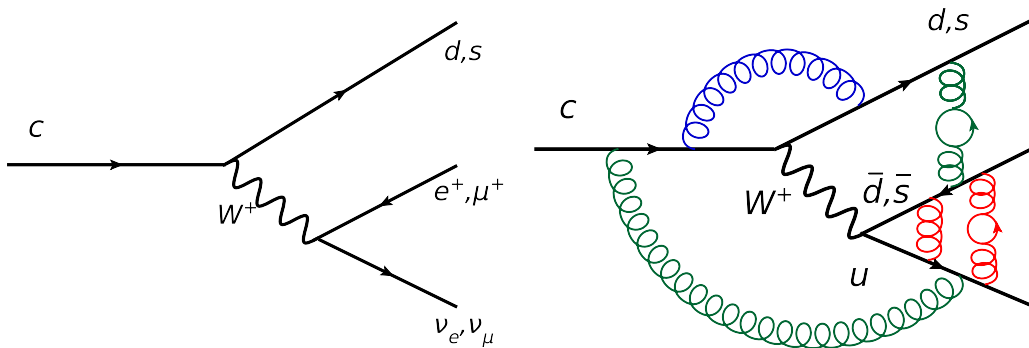
Now the theory prediction is about 12% larger than the measured value. This is mostly due to sizable QCD corrections, when there are quarks in the final state - which was not possible in the muon decay. These QCD corrections are currently calculated up to five loop accuracy [78], a review of higher order corrections can be found in [79].

Because of the pronounced and clean dependence on the strong coupling, tau decays can also be used for precision determinations of  $\alpha_s$ , see, e.g., the review [80]. This example shows already, that a proper treatment of QCD effects is mandatory for precision investigations of lifetimes. In the case of meson decays this will even be more important.

### 4.3 Charm-quark decay

Before trying to investigate the complicated meson decays, let us look at the decay of free  $c$ - and  $b$ -quarks. Later on we will show that the free quark decay is the leading term in a systematic expansion in the inverse of the heavy (decaying) quark mass - the Heavy Quark Expansion (HQE).

A charm quark can decay weakly into a strange- or a down-quark and a  $W^+$ -boson, which then further decays either into leptons (semi-leptonic decay) or into quarks (non-leptonic decay).



Calculating the total inclusive decay rate of a charm-quark we get

$$\Gamma_c = \frac{G_F^2 m_c^5}{192\pi^3} |V_{cs}|^2 c_{3,c} , \quad (96)$$

with

$$\begin{aligned} c_{3,c} = & g\left(\frac{m_s}{m_c}, \frac{m_e}{m_c}\right) + g\left(\frac{m_s}{m_c}, \frac{m_\mu}{m_c}\right) + N_c |V_{ud}|^2 h\left(\frac{m_s}{m_c}, \frac{m_u}{m_c}, \frac{m_d}{m_c}\right) \\ & + N_c |V_{us}|^2 h\left(\frac{m_s}{m_c}, \frac{m_u}{m_c}, \frac{m_s}{m_c}\right) \\ & + \left|\frac{V_{cd}}{V_{cs}}\right|^2 \left\{ g\left(\frac{m_d}{m_c}, \frac{m_e}{m_c}\right) + g\left(\frac{m_d}{m_c}, \frac{m_\mu}{m_c}\right) + N_c |V_{ud}|^2 h\left(\frac{m_d}{m_c}, \frac{m_u}{m_c}, \frac{m_d}{m_c}\right) \right. \\ & \left. + N_c |V_{us}|^2 h\left(\frac{m_d}{m_c}, \frac{m_u}{m_c}, \frac{m_s}{m_c}\right) \right\} \quad (97) \end{aligned}$$

$h$  denotes a new phase space function, when there are three massive particles in the final state. If we set all phase space factors to one ( $f(m_s/m_c) = f(0.0935/1.471) = 1 - 0.03, \dots$  with  $m_s = 93.5(2.5)$  MeV [9]) and use  $|V_{ud}|^2 + |V_{us}|^2 \approx 1 \approx |V_{cd}|^2 + |V_{cs}|^2$ , then we get  $c_{3,c} = 5$ , similar to the  $\tau$  decay. In that case we predict a charm lifetime of

$$\tau_c = \begin{cases} 0.84 \text{ ps} \\ 1.70 \text{ ps} \end{cases} \quad \text{for } m_c = \begin{cases} 1.471 & \text{GeV (Pole-scheme)} \\ 1.277(26) & \text{GeV } (\overline{MS} - \text{scheme}) \end{cases} \quad (98)$$

These predictions lie roughly in the ball-bark of the experimental numbers for  $D$ -meson lifetimes, but at this stage some comments are appropriate:

- Predictions of the lifetimes of free quarks have a huge parametric dependence on the definition of the quark mass ( $\propto m_q^5$ ). This is the reason, why typically only lifetime ratios (the dominant  $m_q^5$  dependence as well as CKM factors and some sub-leading non-perturbative corrections cancel) are determined theoretically. We show in this introduction for pedagogical reasons the numerical results of the theory predictions of lifetimes and not only ratios. In our case the value obtained with the  $\overline{MS}$  - scheme for the charm quark mass is about a factor of 2 larger than the one obtained with the pole-scheme. In LO-QCD the definition of the quark mass is completely arbitrary and we have these huge uncertainties. If we calculate everything consistently in NLO-QCD, the treatment of the quark masses has to be defined within the calculation, leading to a considerably weaker dependence of the final result on the quark mass definition.

Bigi, Shifman, Uraltsev and Vainshtein have shown in 1994 [81] that the pole mass scheme is always affected by infra-red renormalons, see also the paper of Beneke and Braun [82] that appeared on the same day on the arXiv and the review in this issue [83]. Thus short-distance definitions of the quark mass, like the  $\overline{MS}$ -mass [10] seem to be better suited than the pole mass. More recent suggestions for quark mass concepts are the kinetic mass from Bigi, Shifman, Uraltsev and Vainshtein [84, 85] introduced in 1994, the potential subtracted mass from Beneke [86] and the  $\Upsilon(1s)$ -scheme from Hoang, Ligeti and Manohar [87, 88], both introduced in 1998. In [22] we compared the above quark mass schemes for inclusive non-leptonic decay rates and found similar numerical results for the different short distance masses. Thus we rely in this review - for simplicity - on predictions based on the  $\overline{MS}$ -mass

scheme and we discard the pole mass, even if we give several times predictions based on this mass scheme for comparison.

Concerning the concrete numerical values for the quark masses we also take the same numbers as in [22]. In that work relations between different quark mass schemes were strictly used at NLO-QCD accuracy (higher terms were discarded), therefore the numbers differ slightly from the PDG [9]-values, which would result in

$$\tau_c = \begin{cases} 0.44 \text{ ps} \\ 1.71 \text{ ps} \end{cases} \quad \text{for } m_c = \begin{cases} 1.67(7) \text{ GeV (Pole-scheme)} \\ 1.275(25) \text{ GeV } (\overline{MS} \text{ - scheme}) \end{cases} \quad (99)$$

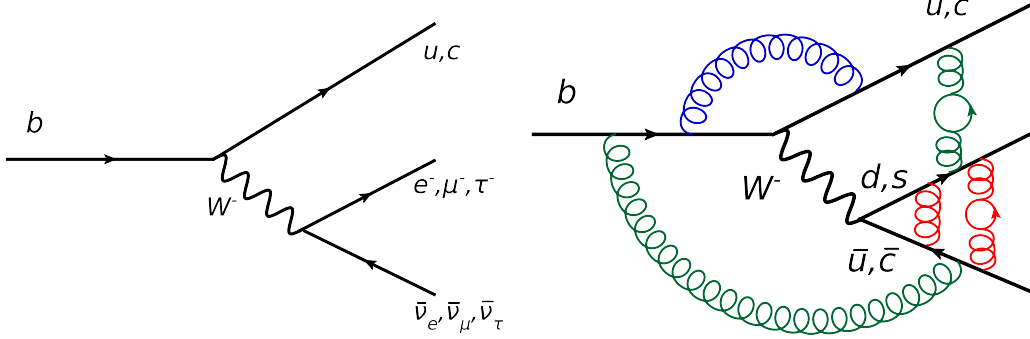
Since our final lifetime predictions are only known up to NLO accuracy and we expand every expression consistently up to order  $\alpha_s$ , we will stay with the parameters used in [22].

- Taking only the decay of the  $c$ -quark into account, one obtains the same lifetimes for all charm-mesons, which is clearly a very bad approximation, taking the large spread of lifetimes of different  $D$ -mesons into account. Below we will see that in the case of charmed mesons a very sizable contribution comes from non-spectator effects where also the valence quark of the  $D$ -meson is involved in the decay.
- Perturbative QCD corrections will turn out to be very important, because  $\alpha_s(m_c)$  is quite large.
- In the above expressions we neglected, e.g., annihilation decays like  $D^+ \rightarrow l^+ \nu_l$ , which have very small branching ratios [9] (the corresponding Feynman diagrams have the same topology as the decay  $B^- \rightarrow \tau^- \bar{\nu}_\tau$ , that was mentioned earlier). In the case of  $D_s^+$  meson the branching ratio into  $\tau^+ \nu_\tau$  will, however, be sizable [9] and has to be taken into account.

$$\text{Br}(D_s^+ \rightarrow \tau^+ \nu_\tau) = (5.43 \pm 0.31)\% . \quad (100)$$

In the framework of the HQE the non-spectator effects will turn out to be suppressed by  $1/m_c$  and since  $m_c$  is not very large, the suppression is also not expected to be very pronounced. This will change in the case of  $B$ -mesons. Because of the larger value of the  $b$ -quark mass, one expects a better description of the meson decay in terms of the simple  $b$ -quark decay.

## 4.4 Bottom-quark decay



Calculating the total inclusive decay rate of a  $b$ -quark we get

$$\Gamma_b = \frac{G_F^2 m_b^5}{192\pi^3} |V_{cb}|^2 c_{3,b}, \quad (101)$$

with

$$\begin{aligned} c_{3,b} = & \left\{ g\left(\frac{m_c}{m_b}, \frac{m_e}{m_b}\right) + g\left(\frac{m_c}{m_b}, \frac{m_\mu}{m_b}\right) + g\left(\frac{m_c}{m_b}, \frac{m_\tau}{m_b}\right) \right. \\ & + N_c |V_{ud}|^2 h\left(\frac{m_c}{m_b}, \frac{m_u}{m_b}, \frac{m_d}{m_b}\right) + N_c |V_{us}|^2 h\left(\frac{m_c}{m_b}, \frac{m_u}{m_b}, \frac{m_s}{m_b}\right) \\ & \left. + N_c |V_{cd}|^2 h\left(\frac{m_c}{m_b}, \frac{m_c}{m_b}, \frac{m_d}{m_b}\right) + N_c |V_{cs}|^2 h\left(\frac{m_c}{m_b}, \frac{m_c}{m_b}, \frac{m_s}{m_b}\right) \right\} \\ & + \left| \frac{V_{ub}}{V_{cb}} \right|^2 \left\{ g\left(\frac{m_u}{m_b}, \frac{m_e}{m_b}\right) + g\left(\frac{m_u}{m_b}, \frac{m_\mu}{m_b}\right) + g\left(\frac{m_u}{m_b}, \frac{m_\tau}{m_b}\right) \right. \\ & + N_c |V_{ud}|^2 h\left(\frac{m_u}{m_b}, \frac{m_u}{m_b}, \frac{m_d}{m_b}\right) + N_c |V_{us}|^2 h\left(\frac{m_u}{m_b}, \frac{m_u}{m_b}, \frac{m_s}{m_b}\right) \\ & \left. + N_c |V_{cd}|^2 h\left(\frac{m_u}{m_b}, \frac{m_c}{m_b}, \frac{m_d}{m_b}\right) + N_c |V_{cs}|^2 h\left(\frac{m_u}{m_b}, \frac{m_c}{m_b}, \frac{m_s}{m_b}\right) \right\}. \end{aligned} \quad (102)$$

In this formula penguin induced decays have been neglected, they will enhance the decay rate by several per cent, see [22]. More important will, however, be the QCD corrections. To proceed further we can neglect the masses of all final state particles, except for the charm-quark and for the tau lepton. In addition we can neglect the contributions proportional to  $|V_{ub}|^2$

since  $|V_{ub}/V_{cb}|^2 \approx 0.01$ . Using further  $|V_{ud}|^2 + |V_{us}|^2 \approx 1 \approx |V_{cd}|^2 + |V_{cs}|^2$ , we get the following simplified formula

$$c_{3,b} = \left[ (N_c + 2) f\left(\frac{m_c}{m_b}\right) + g\left(\frac{m_c}{m_b}, \frac{m_\tau}{m_b}\right) + N_c g\left(\frac{m_c}{m_b}, \frac{m_c}{m_b}\right) \right]. \quad (103)$$

If we have charm quarks in the final states, then the phase space functions show a huge dependence on the numerical value of the charm quark mass (values taken from [22])

$$f\left(\frac{m_c}{m_b}\right) = \begin{cases} 0.484 \\ 0.518 \\ 0.666 \end{cases} \quad \text{for} \quad \begin{cases} m_c^{\text{Pole}} = 1.471 \text{ GeV}, & m_b^{\text{Pole}} = 4.650 \text{ GeV} \\ \bar{m}_c(\bar{m}_b) = 1.277 \text{ GeV}, & \bar{m}_b(\bar{m}_b) = 4.248 \text{ GeV} \\ \bar{m}_c(\bar{m}_b) = 0.997 \text{ GeV}, & \bar{m}_b(\bar{m}_b) = 4.248 \text{ GeV} \end{cases}. \quad (104)$$

The big spread in the values for the space functions clearly shows again that the definition of the quark mass is a critical issue for a precise determination of lifetimes. The value for the pole quark mass is only shown to visualise the strong mass dependence. As discussed above short-distance masses like the  $\overline{\text{MS}}$ -mass are theoretically better suited. Later on we will argue further for using  $\bar{m}_c(\bar{m}_b)$  and  $\bar{m}_b(\bar{m}_b)$  - so both masses at the scale  $m_b$  -, which was suggested in [89], in order to sum up large logarithms of the form  $\alpha_s^n (m_c/m_b)^2 \log^n(m_c/m_b)^2$  to all orders. Thus only the result using  $\bar{m}_c(\bar{m}_b)$  and  $\bar{m}_b(\bar{m}_b)$  should be considered as the theory prediction, while the additional numbers are just given for completeness.

The phase space function for two identical particles in the final states reads [90, 91, 92, 93] (see [94] for the general case of two different masses; the phase space function with three different non-vanishing masses is derived in the diploma thesis of Fabian Krinner and part of it is shown in [22])

$$g(x) = \sqrt{1-4x^2} (1 - 14x^2 - 2x^4 - 12x^6) + 24x^4 (1 - x^4) \log \frac{1 + \sqrt{1-4x^2}}{1 - \sqrt{1-4x^2}}, \quad (105)$$

with  $x = m_c/m_b$ . Thus we get in total for all the phase space contributions

$$c_{3,b} = \begin{cases} 9 \\ 2.97 \\ 3.25 \\ 4.66 \end{cases} \quad \text{for} \quad \begin{cases} m_c = 0, \\ m_c^{\text{Pole}}, m_b^{\text{Pole}} \\ \bar{m}_c(\bar{m}_b), \bar{m}_b(\bar{m}_b) \\ \bar{m}_c(\bar{m}_b), \bar{m}_b(\bar{m}_b) \end{cases}. \quad (106)$$

The phase space effects are now quite dramatic. For the total  $b$ -quark lifetime we predict (with  $V_{cb} = 0.04151^{+0.00056}_{-0.00115}$  from [17], for similar results see [18].)

$$\tau_b = 2.60 \text{ ps} \quad \text{for } \bar{m}_c(\bar{m}_b), \bar{m}_b(\bar{m}_b) \quad . \quad (107)$$

This number is about 70% larger than the experimental number for the  $B$ -meson lifetimes. There are in principle two sources for that discrepancy: first we neglected several CKM-suppressed decays, which are however not phase space suppressed as well as penguin decays. An inclusion of these decays will enhance the total decay rate roughly by about 10% and thus reduce the lifetime prediction by about 10%. Second, there are large QCD effects, that will be discussed in the next subsection; including them will bring our theory prediction very close to the experimental number. For completeness we show also the lifetime predictions, for different (theoretically less motivated) values of the quark masses.

$$\tau_b = \begin{cases} 0.90 \text{ ps} \\ 1.42 \text{ ps} \\ 2.59 \text{ ps} \\ 3.72 \text{ ps} \end{cases} \quad \text{for } \begin{cases} m_c = 0, & m_b^{\text{Pole}} \\ m_c = 0, & \bar{m}_b(\bar{m}_b) \\ m_c^{\text{Pole}}, & m_b^{\text{Pole}} \\ \bar{m}_c(\bar{m}_c), & \bar{m}_b(\bar{m}_b) \end{cases} \quad . \quad (108)$$

By accident a neglect of the charm quark mass can lead to predictions that are very close to experiment. As argued above, only the value in Eq.(107) should be considered as the theory prediction for the  $b$ -quark lifetime and not the ones in Eq.(108). Next we introduce the missing, but necessary concepts for making reliable predictions for the lifetimes of heavy hadrons.



## 4.5 Exercises

### 1. Exercise Sheet 3: Muon decay

Consider the weak decay of a muon within the standard model

$$\mu(P) \rightarrow e^-(p_1) + \bar{\nu}_e(p_2) + \nu_\mu(p_3).$$

$P$ ,  $p_1$ ,  $p_2$  and  $p_3$  denote the four-momenta of the corresponding particles.

The differential decay rate of the muon is then given by

$$\begin{aligned} d\Gamma &= \frac{1}{2E} \frac{1}{(2\pi)^5} \frac{d^3p_1}{2E_1} \frac{d^3p_2}{2E_2} \frac{d^3p_3}{2E_3} \delta^{(4)}(p_1 + p_2 + p_3 - P) |\overline{M}|^2 \\ &= \frac{1}{2E} \frac{1}{(2\pi)^5} R_3 |\overline{M}|^2, \end{aligned} \quad (109)$$

with the matrix element  $M$  and the invariant phase space  $R_3$ .

- (a) By using the Feynman rules, show that the spin-averaged square of the matrix element can be written as

$$|\overline{M}|^2 = 64G_F^2 (P \cdot p_2)(p_1 \cdot p_3),$$

with  $G_F$  denoting the Fermi constant.

- (b) Show that the invariant phase space  $R_3$  can be written in the rest frame of the muon,  $P = (m_\mu, 0, 0, 0)$ , as

$$R_3 = \pi^2 \int_0^{\frac{m_\mu}{2}} dE_1 \int_{\frac{m_\mu}{2} - E_1}^{\frac{m_\mu}{2}} dE_3.$$

- (c) Show also that  $|\overline{M}|^2$  reads in this system

$$|\overline{M}|^2 = 64G_F^2 m_\mu E_1 E_2 E_3 (1 - \cos \theta),$$

where  $\theta$  denotes the angle between the electron and the muon neutrino.

- (d) Combine your results to get the following expression for the differential decay rate

$$\frac{d\Gamma}{dx} = \frac{G_F^2 m_\mu^5}{96\pi^3} x^2 (3 - 2x),$$

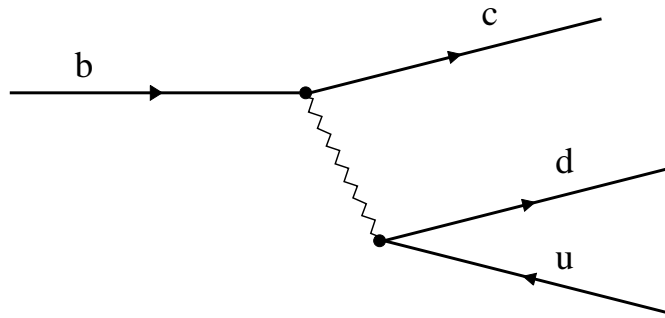
with  $x = 2E_1/m_\mu$ .

- (e) Determine the total decay rate. What information can you extract from a measurement of  $d\Gamma/dx$  and  $\Gamma$ ?

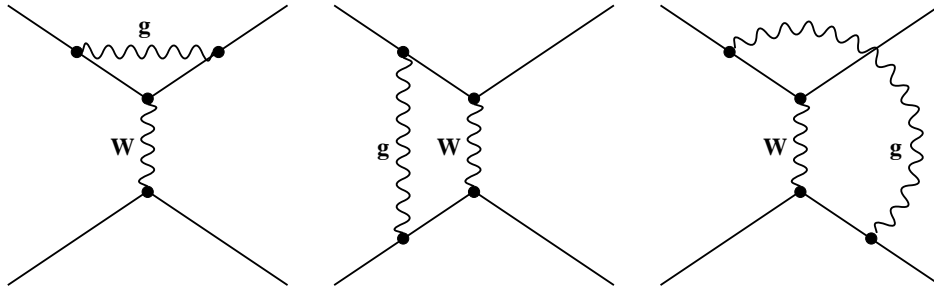
## 5 Weak decays II - The effective Hamiltonian

### 5.1 Motivation

Weak decays are dominantly triggered by the exchange of heavy  $W$ -bosons. The decay  $b \rightarrow c + W^- \rightarrow c + \bar{u} + d$  is described by the following Feynman diagram.

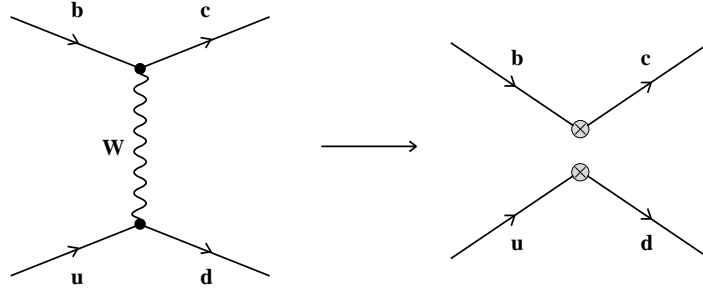


Neglecting the masses of the final state quarks, then two quite different scales arise in this decay: the mass of the  $W$ -boson ( $\approx 80$  GeV) and the mass of the  $b$ -quark ( $\approx 5$  GeV). Since the strong coupling is sizeable at the  $b$  quark scale,  $\alpha_s(m_b) \approx 0.2$  perturbative QCD corrections are expected to be important. 1-loop diagrams will give  $\alpha_s$  corrections, 2-loop diagrams  $\alpha_s^2 \approx 0.04$  corrections, and so on. Calculating the 1-loop QCD corrections



one finds, however, that besides terms of order  $\alpha_s$ , one gets also **big logarithms** of the form  $\alpha_s \ln(m_b^2/M_W^2)$ . As a net result we do not get a Taylor expansion in  $\alpha_s$  but an expansion in  $\alpha_s \ln(m_b^2/M_W^2) \approx 6\alpha_s$  which clearly spoils our perturbative approach.

The solution of this problem will be the introduction of the **effective Hamiltonian**, which is described in detail below. The basic idea is to derive an effective theory that is valid at scale  $m_b$ . In this effective theory the heavy  $W$ -boson ( $m_W \gg m_b$ ), that triggers the weak decay, is **integrated out** by performing an operator product expansion (OPE I), see, e.g., [95] for a nice introduction, as well as [96, 97, 98]. Schematically this integrating out, can be described by contracting the  $W$ -propagator on the l.h.s. to a point and the whole diagram is then reduced to a local 4-quark operator.



$$\begin{aligned}
\Rightarrow \mathcal{H}_{eff}(x) &= \bar{c}(x) \frac{ig_2 V_{cb}^*}{2\sqrt{2}} \gamma^\mu (1 - \gamma_5) b(x) \frac{1}{k^2 - M_W^2} \bar{d}(y) \frac{ig_2 V_{ud}}{2\sqrt{2}} \gamma_\mu (1 - \gamma_5) u(y) \\
&= \left( \frac{g_2}{2\sqrt{2}} \right)^2 \frac{1}{M_W^2} V_{cb}^* V_{ud} \bar{c}(x) \gamma^\mu (1 - \gamma_5) b(x) \cdot \bar{d}(x) \gamma_\mu (1 - \gamma_5) u(x) \\
&=: \frac{G_F}{\sqrt{2}} V_{CKM} C_2 Q_2(x) \tag{110}
\end{aligned}$$

In the  $W$ -propagator we have neglected  $k^2$  in comparison to  $M_W^2$  - corrections to that approximation are of the order of  $k^2/M_W^2 \approx m_b^2/M_W^2 \approx 3.6 \cdot 10^{-3}$ . Moreover we assumed  $y \rightarrow x$  in order to arrive at a local 4-quark operator

$$\begin{aligned}
Q_2(x) &= (\bar{c}_\alpha(x) \gamma_\mu (1 - \gamma_5) b_\alpha(x)) \cdot (\bar{d}_\beta(x) \gamma^\mu (1 - \gamma_5) u_\beta(x)) , \\
&=: (\bar{c}_\alpha b_\alpha)_{V-A} \cdot (\bar{d}_\beta u_\beta)_{V-A} , \tag{111}
\end{aligned}$$

where  $\alpha$  and  $\beta$  denote colour indices. Note that this operator is a colour-singlett operator. Defining further the Fermi constant  $G_F$  as

$$G_F = \frac{g_2^2}{4\sqrt{2}M_W^2} = 1.1663787(6) \cdot 10^{-5} \frac{1}{GeV^2} \tag{112}$$

one arrives at the **Fermi-theory** of the weak interaction. Note that so far the Wilson coefficient  $C_2 = 1$ .

Including QCD corrections we will find:

- The value of  $C_2 = 1 + \mathcal{O}(\alpha_s)$  will deviate from one and it will depend on the renormalisation scale  $\mu$ . For  $b$  and  $c$ -decays its value will be slightly larger than one.
- A new colour rearranged operator  $Q_1$  will arise.

$$Q_1(x) =: (\bar{c}_\alpha b_\beta)_{V-A} \cdot (\bar{d}_\beta u_\alpha)_{V-A}, \quad (113)$$

The value of  $C_1 = \mathcal{O}(\alpha_s)$  is negative for  $b$  and  $c$ -decays and of the order of  $-20\%$  for  $b$ -decays. The effective Hamiltonian for tree-level decays reads thus

$$\mathcal{H}_{eff}(x) = \frac{G_F}{\sqrt{2}} V_{CKM} [C_1(\mu)Q_1(x) + C_2(\mu)Q_2(x)]. \quad (114)$$

- In the standard model large logarithms arise, when one includes virtual corrections due to the strong interaction, which are not negligible. In the end one will not have an expansion in the strong coupling  $\alpha_s$  ( $\alpha_s(m_b) \approx 0.2$ ) but an expansion in  $\ln(m_b/M_W)^2 \alpha_s \approx 1.2$ . So the convergence of the expansion is not ensured. The general structure of the perturbative expansion reads

	LL	NLL	NNLO	NNNLO
Tree	1	—	—	—
1-loop	$\alpha_s \ln$	$\alpha_s$	—	—
2-Loop	$\alpha_s^2 \ln^2$	$\alpha_s^2 \ln$	$\alpha_s^2$	—
3-loop	$\alpha_s^3 \ln^3$	$\alpha_s^3 \ln^2$	$\alpha_s^3 \ln$	$\alpha_s^3$
	...	...	...	...

(115)

Calculating within the standard model corresponds to calculate line by line. Calculating within the framework of the effective Hamiltonian corresponds to calculate column by column and **summing up the large logarithms to all orders**.<sup>15</sup> An example for such a summation is given by the solution of the renormalisation group equations for the strong coupling, which is discussed in detail in the appendix.

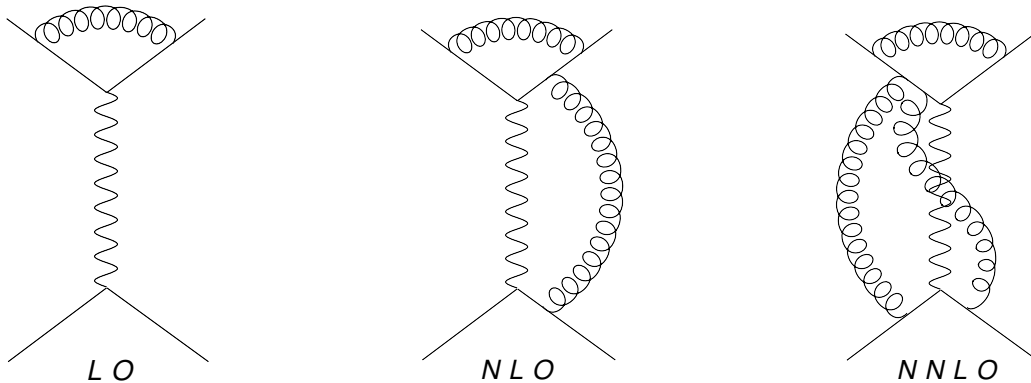
---

<sup>15</sup>LL = leading logarithmic approximation, NLL = next-to-leading logarithmic approximation,...

- In the decay of a meson besides perturbatively calculable short-distance (SD) QCD effects (e.g. the scale  $M_W$ ) also long-distance (LD) strong interaction effect arise (e.g. the scale  $\Lambda_{QCD}$ ), these are of non-perturbative origin. The effective Hamiltonian allows a well-defined **separation of scales**. The high energy physics is described by the Wilson coefficients, they can be calculated in perturbation theory. The low energy physics is described by the matrix elements of the operators  $Q_1, \dots, Q_6$ . Here one needs non-perturbative methods like lattice QCD or sum rules. The renormalisation scale  $\mu$  acts as the separation scale.
- Calculations within the framework of the effective Hamiltonian are technically simpler, because fewer propagators appear in the formulae.

This is the reason why we are not simply using the full SM to calculate heavy hadrons decay, but the effective Hamiltonian.

**Historic remark:** The effective Hamiltonian in Eq.(180) was already obtained in 1974 in LL-QCD [99], a nice review of the NLL-results is given in [96]. Currently also NNLL results are available [100]. For the LO Wilson coefficients 1-loop diagrams have to be calculated, for NLO 2-loop diagrams and for NNLO 3-loop diagrams:

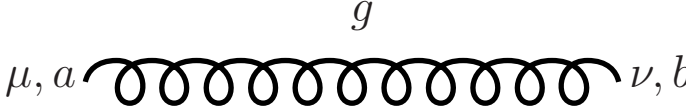


## 5.2 The effective Hamiltonian in LL-approximation

In the following we describe the derivation of the LO effective Hamiltonian. We closely follow the Les Houches Lectures of Andrzej Buras [95].

### 5.2.1 Basics - Feynman rules

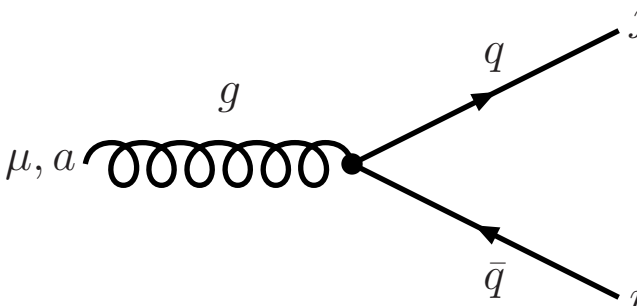
We are using the following set of Feynman rules (corresponding to Buras and Itzykson-Zuber; but different from e.g. Muta).



$$-i\delta^{ab}\frac{g_{\mu\nu}}{p^2}$$



$$i\delta^{ij}\frac{\not{p}+m}{p^2-m^2}$$



$$ig\gamma^\mu (T^a)_{ij}$$

$$\gamma \rightarrow f\bar{f} \quad -ie\gamma_\mu Q_f \quad (116)$$

$$Z \rightarrow f\bar{f} \quad i\frac{g_2}{2\cos\theta_W}\gamma_\mu(v_f - a_f\gamma_5) \quad (117)$$

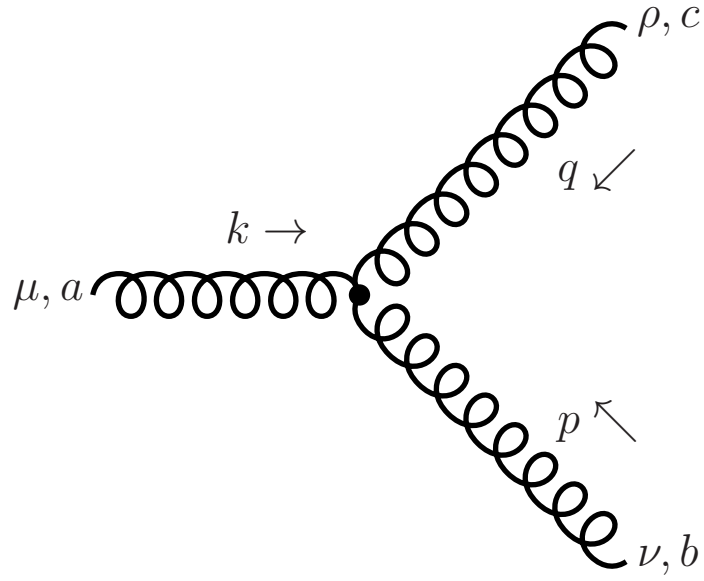
$$W \rightarrow t\bar{d} \quad i\frac{g_2}{2\sqrt{2}}\gamma_\mu(1 - \gamma_5)V_{td} \quad (118)$$

$p$  denotes the momentum of the propagating particle, its direction is from the left to the right. The indices  $i, j$  denote colour ( $i, j = 1, 2, 3$ ), the indices  $a, b, c$  denote the different gluons ( $a, b, c = 1, \dots, 8$ ) and  $\mu, \nu$  and  $\rho$  are the usual Dirac indices.  $g$  is the strong coupling and the  $T^a$ s in the quark gluon vertex are the SU(3) matrices.

Compared to QED we have some completely new contributions. Because of SU(3) being a non-abelian group we get new contributions in the field strength tensor when constructing a SU(3) gauge theory. This new contribution results in a self-interaction of the gluon; we get the following new fundamental vertices:

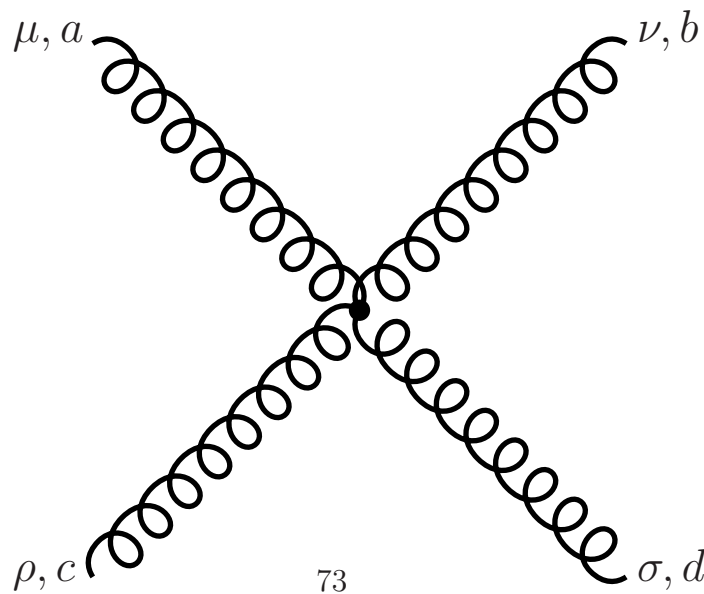


3-gluon-vertex



$$gf^{abc} [g^{\mu\nu}(k-p)^\rho + g^{\nu\rho}(p-q)^\mu + g^{\rho\mu}(q-k)^\nu] \quad (119)$$

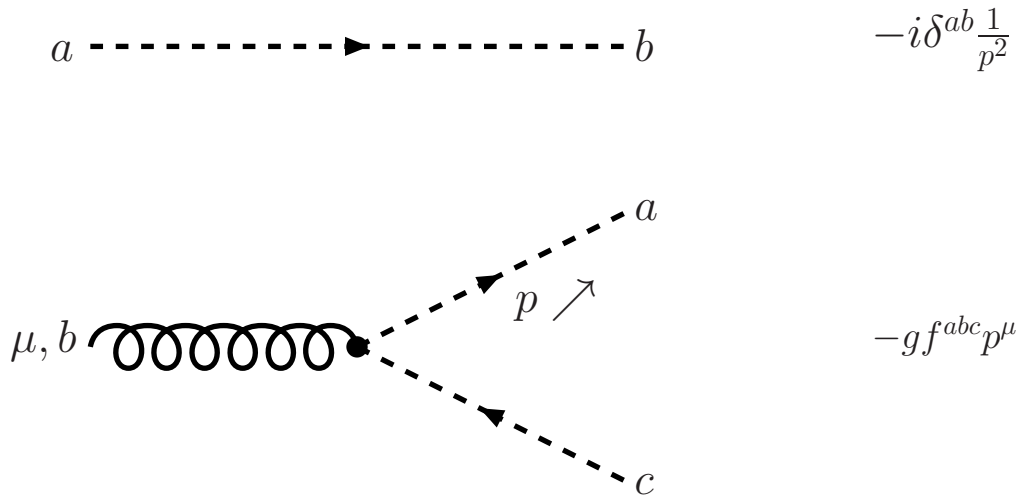
4-gluon vertex



$$-ig^2 [f^{abe} f^{cde} (g^{\mu\rho} g^{\nu\sigma} - g^{\mu\sigma} g^{\nu\rho}) + f^{ace} f^{bde} (g^{\mu\nu} g^{\rho\sigma} - g^{\mu\sigma} g^{\nu\rho}) + f^{ade} f^{bce} (g^{\mu\nu} g^{\rho\sigma} - g^{\mu\rho} g^{\nu\sigma})] \quad (120)$$

with the antisymmetric SU(3) structure constants  $f^{abc}$ .

When trying to quantise a non-abelian gauge field theory the freedom of choosing arbitrary gauges results in problems which can be circumvented by choosing a particular gauge. Part of the term in the Lagrangian, which fixes the gauge can be rewritten in a form that corresponds to virtual particles, the so-called *Faddeev-Popov-ghosts* [101]. These particles have no physical meaning, it is just a calculational trick to fix the gauge. Although being spin-0 particles, their properties are governed by the Fermi-Dirac statistics. The following Feynman rules hold for the ghost fields:



Note that we used a convention where vertices have upper Dirac indices and the gluon propagator has lower Dirac indices. Finally we have Feynman rules for virtual particle loops.

$$\text{for each loop} : \int \frac{d^4 k}{(2\pi)^4} \quad (121)$$

$$\text{fermion loop} : -1 \text{ and Dirac-trace} \quad (122)$$

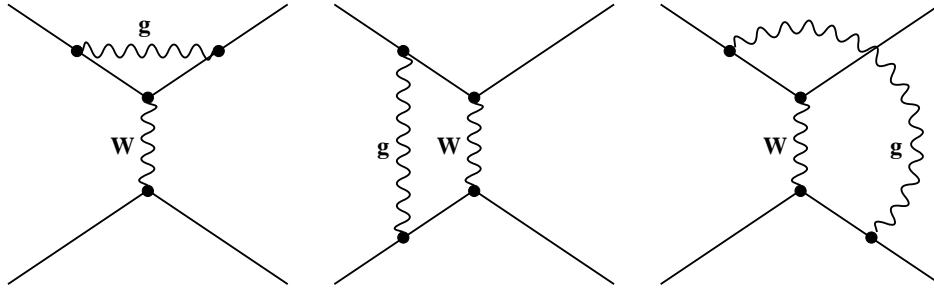
$$\text{ghost loop} : -1 \quad (123)$$

An additional rule for pure gauge loops is the symmetry factor 1/2. Now we have all Feynman rules at hand which we need to perform perturbative calculations.

### 5.2.2 The initial conditions

In order to determine the Wilson coefficients  $C_1$  and  $C_2$  at the scale  $M_W$  (initial condition), we calculate the tree level decay  $b \rightarrow c\bar{u}d$  both in the SM and in the effective theory, where  $C_{1,2}(M_W)$  appear as unknown parameter. Equating the two results will give an expression for the Wilson coefficients.

- SM amplitude:  
At 1 loop the following diagrams (and their symmetric counterparts) are contributing



Calculating them (under the assumption  $m_i = 0; p^2 < 0$ ), we get the full amplitude

$$\begin{aligned}
 A_{full}^{(0)} = \frac{G_F}{\sqrt{2}} V_{cb} V_{ud}^* & \left[ \left( 1 + 2C_f \frac{\alpha_s}{4\pi} \left( \frac{1}{\epsilon} + \ln \frac{\mu^2}{-p^2} \right) \right) \langle Q_2 \rangle_{tree} \right. \\
 & + \frac{3}{N} \frac{\alpha_s}{4\pi} \ln \frac{M_W^2}{-p^2} \langle Q_2 \rangle_{tree} \\
 & \left. - 3 \frac{\alpha_s}{4\pi} \ln \frac{M_W^2}{-p^2} \langle Q_1 \rangle_{tree} \right]. \quad (124)
 \end{aligned}$$

Remarks:

- $^{(0)}$  denotes the unrenormalised amplitude. The singularities could be removed by quark field renormalisation; but they will cancel anyway in the determination of the Wilson coefficients.
- $\mu$  is an unphysical renormalisation scale, which had to be introduced because of dimensional reasons when doing dimensional regularisation. In principle it can be chosen arbitrarily, in practice it will be chosen in such a way to not produce artificially large logarithms.
- Now two operators appear

$$Q_2 = (\bar{c}_\alpha b_\alpha)_{V-A} (\bar{d}_\beta u_\beta)_{V-A} , \quad (125)$$

$$Q_1 = (\bar{c}_\alpha b_\beta)_{V-A} (\bar{d}_\beta u_\alpha)_{V-A} . \quad (126)$$

Without QCD only the operator  $Q_2$  arises. Taking colour effects into account and using in particular

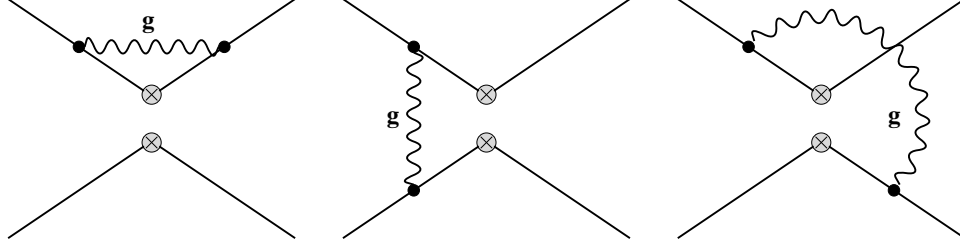
$$T_{\alpha\beta}^a T_{\gamma\delta}^a = -\frac{1}{2N} \delta_{\alpha\beta} \delta_{\gamma\delta} + \frac{1}{2} \delta_{\alpha\delta} \delta_{\gamma\beta} , \quad (127)$$

the second operator  $Q_1$  arises. Finally we have the colour factor  $C_f = \frac{N^2-1}{2N} = \frac{4}{3}$ .

- Choosing all external momenta to be equal and all quark masses to be zero, does not change the final result for the Wilson coefficients, but it considerably simplifies the calculation.
- Constant terms of  $\mathcal{O}(\alpha_s)$  have been discarded, while logarithmic terms have been kept; this corresponds to the leading log approximation.
- “Amplitude” in the above sense is an amputated Greens function (i.e. multiplied by  $i$ ). Gluonic self energy corrections are not included.

- Effective theory contribution:

In the effective theory we study the 1-loop corrections to the insertions of the operators  $Q_1$  and  $Q_2$  in the following Feynman diagrams.



Calculating all these diagrams (and the symmetric ones) we get the QCD corrections to  $Q_1$  and  $Q_2$  in the effective theory:

$$\begin{aligned}
\langle Q_1 \rangle^{(0)} = & \left( 1 + 2C_f \frac{\alpha_s}{4\pi} \left( \frac{1}{\epsilon} + \ln \frac{\mu^2}{-p^2} \right) \right) \langle Q_1 \rangle_{tree} \\
& + \frac{3}{N} \frac{\alpha_s}{4\pi} \left( \frac{1}{\epsilon} + \ln \frac{\mu^2}{-p^2} \right) \langle Q_1 \rangle_{tree} \\
& - 3 \frac{\alpha_s}{4\pi} \left( \frac{1}{\epsilon} + \ln \frac{\mu^2}{-p^2} \right) \langle Q_2 \rangle_{tree} , \tag{128}
\end{aligned}$$

$$\begin{aligned}
\langle Q_2 \rangle^{(0)} = & \left( 1 + 2C_f \frac{\alpha_s}{4\pi} \left( \frac{1}{\epsilon} + \ln \frac{\mu^2}{-p^2} \right) \right) \langle Q_2 \rangle_{tree} \\
& + \frac{3}{N} \frac{\alpha_s}{4\pi} \left( \frac{1}{\epsilon} + \ln \frac{\mu^2}{-p^2} \right) \langle Q_2 \rangle_{tree} \\
& - 3 \frac{\alpha_s}{4\pi} \left( \frac{1}{\epsilon} + \ln \frac{\mu^2}{-p^2} \right) \langle Q_1 \rangle_{tree} . \tag{129}
\end{aligned}$$

Remarks:

- Now we have additional divergencies; our effective theory is actually non-renormalisable. Working to finite order in perturbation theory we can, however, renormalise it with additional renormalisation constants, which we are introducing now.

The first divergencies in the above expressions cancel in the matching; alternatively one could do a field renormalisation. The new divergencies appearing in the second and third line require an additional renormalisation, the operator renormalisation:

$$Q_i^{(0)} = \hat{Z}_{ij} Q_j . \tag{130}$$

$\hat{Z}_{ij}$  is a  $2 \times 2$  matrix.

For the amputated Greens functions we get

$$\langle Q_i \rangle^{(0)} = Z_q^{-2} \hat{Z}_{ij} \langle Q_j \rangle . \quad (131)$$

The quark field renormalisation  $Z_q$  removes the first divergence and the operator renormalisation  $\hat{Z}_{ij}$  removes the second divergencies. We directly can read off the operator renormalisation matrix

$$\hat{Z} = 1 + \frac{\alpha_s}{4\pi \epsilon} \begin{pmatrix} \frac{3}{N} & -3 \\ -3 & \frac{3}{N} \end{pmatrix} . \quad (132)$$

Thus we get for the renormalised operators

$$\begin{aligned} \langle Q_1 \rangle = & \left( 1 + 2C_f \frac{\alpha_s}{4\pi} \ln \frac{\mu^2}{-p^2} \right) \langle Q_1 \rangle_{tree} \\ & + \frac{3}{N} \frac{\alpha_s}{4\pi} \ln \frac{\mu^2}{-p^2} \langle Q_1 \rangle_{tree} - 3 \frac{\alpha_s}{4\pi} \ln \frac{\mu^2}{-p^2} \langle Q_2 \rangle_{tree} , \end{aligned} \quad (133)$$

$$\begin{aligned} \langle Q_2 \rangle = & \left( 1 + 2C_f \frac{\alpha_s}{4\pi} \ln \frac{\mu^2}{-p^2} \right) \langle Q_2 \rangle_{tree} \\ & + \frac{3}{N} \frac{\alpha_s}{4\pi} \ln \frac{\mu^2}{-p^2} \langle Q_2 \rangle_{tree} - 3 \frac{\alpha_s}{4\pi} \ln \frac{\mu^2}{-p^2} \langle Q_1 \rangle_{tree} . \end{aligned} \quad (134)$$

### 5.2.3 Matching:

Finally we do the **matching** of our calculations with the standard model and the effective theory

$$A_{full} = A_{eff} = \frac{G_F}{\sqrt{2}} V_{cb} V_{ud}^* [C_1 \langle Q_1 \rangle + C_2 \langle Q_2 \rangle] . \quad (135)$$

Comparing our results for  $A_{full}$  with the ones for  $\langle Q_{1,2} \rangle$  - be aware to treat the divergencies in the same manner in the full and the effective theory! - we obtain the Wilson coefficients

$$C_1 = 0 - 3 \frac{\alpha_s(\mu)}{4\pi} \ln \frac{M_W^2}{\mu^2} , \quad (136)$$

$$C_2 = 1 + \frac{3}{N} \frac{\alpha_s(\mu)}{4\pi} \ln \frac{M_W^2}{\mu^2} . \quad (137)$$

Remarks:

- Switching off QCD, i.e. setting the strong coupling to zero, we get  $C_2 = 1$  and  $C_1 = 0$ , as expected.
- A different look to the renormalisation:  
Renormalisation can also be done with the usual counter term method. We start with the effective Hamiltonian and consider the Wilson coefficients to be coupling constants. Fields and couplings are renormalised according to

$$q^{(0)} = Z_q^{1/2} q, \quad C_i^{(0)} = Z_{ij}^c C_j. \quad (138)$$

Inserting this in the effective Hamiltonian we get

$$\begin{aligned} \mathcal{H}_{eff} &= \frac{G_F}{\sqrt{2}} V_{CKM} C_i^{(0)} Q_i[q^{(0)}] \\ &= \frac{G_F}{\sqrt{2}} V_{CKM} Z_{ij}^c C_j Z_q^2 Q_i[q] \\ &= \frac{G_F}{\sqrt{2}} V_{CKM} \{ C_i Q_i[q] + (Z_{ij}^c Z_q^2 - \delta_{ij}) C_j Q_i[q] \}. \end{aligned} \quad (139)$$

In the first term of the last expression everything is expressed in terms of renormalised couplings and renormalised quark fields, the second term is the counter term.

Using this we get for the renormalised effective amplitude

$$\begin{aligned} A_{eff} &= \frac{G_F}{\sqrt{2}} V_{CKM} Z_{ij}^c Z_q^2 C_j \langle Q_i[q] \rangle \\ &= \frac{G_F}{\sqrt{2}} V_{CKM} Z_{ij}^c Z_q^2 C_j \langle Q_i \rangle^{(0)}. \end{aligned} \quad (140)$$

On the other hand we can use also our operator renormalisation to get

$$\begin{aligned} A_{eff} &= \frac{G_F}{\sqrt{2}} V_{CKM} C_j \langle Q_j \rangle \\ &= \frac{G_F}{\sqrt{2}} V_{CKM} C_j Z_q^2 Z_j^{i-1} \langle Q_i \rangle^{(0)}. \end{aligned} \quad (141)$$

Comparing the two expressions we get

$$Z_{ij}^c = Z_{ji}^{-1}. \quad (142)$$

- Operator Mixing:

We have seen that the operators  $Q_1$  and  $Q_2$  mix under renormalisation, i.e.  $\hat{Z}$  is a non-diagonal matrix. That means the renormalisation of  $Q_2$  requires a counter term proportional to  $Q_2$  and one proportional to  $Q_1$ . We can diagonalise the  $Q_1 - Q_2$  system via

$$Q_{\pm} = \frac{Q_2 \pm Q_1}{2}, \quad (143)$$

$$C_{\pm} = C_2 \pm C_1. \quad (144)$$

The we get for the renormalisation

$$Q_{\pm}^{(0)} = Z_{\pm} Q_{\pm}, \quad (145)$$

with

$$Z_{\pm} = 1 + \frac{\alpha_s}{4\pi} \frac{1}{\epsilon} \left( \mp 3 \frac{N \mp 1}{N} \right). \quad (146)$$

Now the amplitude reads

$$A = \frac{G_f}{\sqrt{2}} V_{cb} V_{ud}^* (C_+(\mu) \langle Q_+(\mu) \rangle + C_-(\mu) \langle Q_-(\mu) \rangle), \quad (147)$$

with

$$\begin{aligned} \langle Q_{\pm}(\mu) \rangle &= \left( 1 + 2C_F \frac{\alpha_s}{4\pi} \ln \frac{\mu^2}{-p^2} \right) Q_{\pm,tree} \\ &+ \left( \frac{3}{N} \mp 3 \right) \frac{\alpha_s}{4\pi} \ln \frac{\mu^2}{-p^2} Q_{\pm,tree}, \end{aligned} \quad (148)$$

$$C_{\pm}(\mu) = 1 + \left( \frac{3}{N} \mp 3 \right) \frac{\alpha_s}{4\pi} \ln \frac{M_W^2}{\mu^2}. \quad (149)$$

Now both Wilson coefficients have the value 1 without QCD.

- Factorisation of SD and LD:

We just have seen one of the most important features of the OPE, the separation of SD and LD contributions:

$$\left( 1 + \alpha_s G \ln \frac{M_W^2}{-p^2} \right) = \left( 1 + \alpha_s G \ln \frac{M_W^2}{\mu^2} \right) \left( 1 + \alpha_s G \ln \frac{\mu^2}{-p^2} \right). \quad (150)$$

The large logarithm at the l.h.s. arises in the full theory, the first term on the r.h.s. corresponds to the Wilson coefficient and the second term



to the matrix element of the operator.

The splitting of the logarithm

$$\ln \frac{M_W^2}{-p^2} = \ln \frac{M_W^2}{\mu^2} + \ln \frac{\mu^2}{-p^2} \quad (151)$$

corresponds to a splitting of the momentum integration in the following form

$$\int_{-p^2}^{M_W^2} \frac{dk^2}{k^2} = \int_{-p^2}^{\mu^2} \frac{dk^2}{k^2} + \int_{\mu^2}^{M_W^2} \frac{dk^2}{k^2} . \quad (152)$$

This means the matrix elements contains the low scale physics ( $[-p^2, \mu^2]$ ) and the Wilson coefficients contains the high scale physics ( $[\mu^2, M_W^2]$ ). The renormalisation scale  $\mu$  acts as a separation scale between SD and LD.

- IR divergencies cancel in the matching, if they are properly renormalised.

#### 5.2.4 The renormalisation group evolution

We just obtained the following result

$$C_+(\mu) = 1 + \left( \frac{3}{N} + 3 \right) \frac{\alpha_s(\mu)}{4\pi} \ln \frac{M_W^2}{\mu^2} . \quad (153)$$

At a scale of  $\mu = 4.248$  this gives  $C_-(4.248 \text{ GeV}) = 1 + 0.397921$ , which is already a very sizable correction and at lower scales these corrections will exceed one and the perturbative approach breaks down.

Within the framework of the renormalisation group we will be able to sum up these logarithms to all orders.

**Remember (or have a look in the appendix): For the running coupling we obtained**

$$\alpha_s(\mu) = \frac{\alpha_s(M_Z)}{1 - \beta_0 \frac{\alpha_s(M_Z)}{2\pi} \ln \left( \frac{M_Z}{\mu} \right)} , \quad (154)$$

with  $\beta_0 = (11N - 2f)/3$ . **Expanding the above formula we get**

$$\alpha_s(\mu) = \alpha_s(M_Z) \left[ 1 - \sum_{n=1}^{\infty} \left( \beta_0 \frac{\alpha_s(M_Z)}{2\pi} \ln \left( \frac{M_Z}{\mu} \right) \right)^n \right] , \quad (155)$$

**which shows that the renormalisation group sums up the large logs automatically to all orders.**

Now we apply the same framework to the effective Hamiltonian. The starting point is the fact that the unrenormalised quantities do not depend on the renormalisation scale and the relation between renormalised and unrenormalised quantities:

$$Q_{\pm}^{(0)} = Z_{\pm} Q_{\pm} \Rightarrow C_{\pm} = Z_{\pm} C_{\pm}^{(0)}. \quad (156)$$

From that we get

$$\begin{aligned} \frac{dC_{\pm}(\mu)}{d \ln \mu} &= \frac{dZ_{\pm}(\mu)}{d \ln \mu} C_{\pm}^{(0)} \\ &= \frac{1}{Z_{\pm}} \frac{dZ_{\pm}(\mu)}{d \ln \mu} Z_{\pm} C_{\pm}^{(0)} \\ &=: \gamma_{\pm} C_{\pm}, \end{aligned} \quad (157)$$

with the anomalous dimension

$$\begin{aligned} \gamma_{\pm} &= \frac{1}{Z_{\pm}} \frac{dZ_{\pm}(\mu)}{d \ln \mu} \\ &= \frac{1}{Z_{\pm}} \frac{dZ_{\pm}(\mu)}{dg} \frac{dg}{d \ln \mu}. \end{aligned} \quad (158)$$

$dg/d \ln \mu$  is simply the running of the strong coupling. There the following formula holds

$$\frac{dg}{d \ln \mu} = -\epsilon g - \beta_0 \frac{g^3}{(4\pi)^2} + \mathcal{O}(g^5), \quad (159)$$

with  $\beta_0 = (11N - 2f)/3$ . Using in addition

$$\begin{aligned} Z_{\pm} &= 1 + \frac{\alpha_s}{4\pi} \frac{1}{\epsilon} \left( \mp 3 \frac{N \mp 1}{N} \right) \\ &= 1 - \frac{1}{2} \frac{\alpha_s}{4\pi} \frac{1}{\epsilon} \gamma_{\pm}^{(0)}, \end{aligned} \quad (160)$$

with

$$\gamma_{\pm}^{(0)} = \pm 6 \frac{N \mp 1}{N} \quad (161)$$

we get for the anomalous dimension

$$\gamma_{\pm} = \frac{1}{Z_{\pm}} \frac{dZ_{\pm}(\mu)}{dg} \frac{dg}{d \ln \mu} \quad (162)$$

$$= \left( 1 + \frac{1}{2} \frac{\alpha_s}{4\pi} \frac{1}{\epsilon} \gamma_{\pm}^{(0)} \right) \cdot \left( -\frac{1}{2} \frac{2g}{(4\pi)^2} \frac{1}{\epsilon} \gamma_{\pm}^{(0)} \right) \cdot \left( -\epsilon g - \beta_0 \frac{g^3}{(4\pi)^2} \right) \quad (163)$$

$$= \frac{g^2}{(4\pi)^2} \gamma_{\pm}^{(0)} = \frac{\alpha_s}{4\pi} \gamma_{\pm}^{(0)}. \quad (164)$$

Now we can solve the differential equation for the  $\mu$ -evolution of the Wilson coefficients

$$\begin{aligned} \frac{dC_{\pm}(\mu)}{d \ln \mu} &=: \gamma_{\pm}(g) C_{\pm}(\mu), \\ \frac{dC_{\pm}(\mu)}{dg} \frac{dg}{d \ln \mu} &=: \gamma_{\pm}(g) C_{\pm}(\mu), \\ \frac{dC_{\pm}(\mu)}{dg} \beta(g) &=: \gamma_{\pm}(g) C_{\pm}(\mu), \\ \frac{dC_{\pm}(\mu)}{C_{\pm}(\mu)} &=: \frac{\gamma_{\pm}(g)}{\beta(g)} dg, \\ \int_{\mu_0}^{\mu} \frac{dC_{\pm}(\mu)}{C_{\pm}(\mu)} &=: \int_{g(\mu_0)}^{g(\mu)} \frac{\gamma_{\pm}(g)}{\beta(g)} dg, \\ \ln \frac{C_{\pm}(\mu)}{C_{\pm}(\mu_0)} &=: \int_{g(\mu_0)}^{g(\mu)} \frac{\gamma_{\pm}(g)}{\beta(g)} dg, \\ C_{\pm}(\mu) &= C_{\pm}(\mu_0) e^{\int_{g(\mu_0)}^{g(\mu)} \frac{\gamma_{\pm}(g)}{\beta(g)} dg}. \end{aligned} \quad (165)$$

This is the formal solution of the renormalisation group evolution of the Wilson coefficient. Now we insert our LO results for  $\beta$  and  $\gamma$  and write down an analytic formula the Wilson coefficients.

1. Step 1:

$$\frac{\gamma_{\pm}(g)}{\beta(g)} = \frac{\frac{\alpha_s}{4\pi} \gamma_{\pm}^{(0)}}{-\beta_0 \frac{g^3}{(4\pi)^2}} = -\frac{1}{g} \frac{\gamma_{\pm}^{(0)}}{\beta_0}.$$

2. Step 2:

$$\int_{g(\mu_0)}^{g(\mu)} \frac{\gamma_{\pm}(g)}{\beta(g)} dg = -\frac{\gamma_{\pm}^{(0)}}{\beta_0} \int_{g(\mu_0)}^{g(\mu)} \frac{1}{g} dg = -\frac{\gamma_{\pm}^{(0)}}{\beta_0} \ln \frac{g(\mu)}{g(\mu_0)}.$$

3. Step 3:

$$e^{\int_{g(\mu_0)}^{g(\mu)} \frac{\gamma_{\pm}(g)}{\beta(g)} dg} = \left[ \frac{g(\mu)}{g(\mu_0)} \right]^{-\frac{\gamma_{\pm}^{(0)}}{\beta_0}} = \left[ \frac{\alpha_s(\mu)}{\alpha_s(\mu_0)} \right]^{-\frac{\gamma_{\pm}^{(0)}}{2\beta_0}}.$$

So now we arrived at our final formula for scale dependence of  $C_1$  and  $C_2$ :

$$\begin{aligned} C_{\pm}(\mu) &= \left[ \frac{\alpha_s(\mu)}{\alpha_s(\mu_0)} \right]^{-\frac{\gamma_{\pm}^{(0)}}{2\beta_0}} C_{\pm}(\mu_0) \\ &= \left[ \frac{\alpha_s(\mu)}{\alpha_s(\mu_0)} \right]^{-\frac{\gamma_{\pm}^{(0)}}{2\beta_0}} \left[ 1 + \left( \frac{3}{N} \mp 3 \right) \frac{\alpha_s}{4\pi} \ln \frac{M_W^2}{\mu_0^2} \right]. \end{aligned} \quad (166)$$

This is the general result for the Wilson coefficients  $C_{\pm}$ .

### 5.2.5 Discussion of the result

So far we have derived the effective Hamiltonian

$$\mathcal{H}_{eff}(x) = \frac{G_F}{\sqrt{2}} V_{CKM} [C_1(\mu) Q_1(x) + C_2(\mu) Q_2(x)], \quad (167)$$

$$C_{\pm}(\mu) = C_2(\mu) \pm C_1(\mu), \quad (168)$$

$$= \left[ \frac{\alpha_s(\mu)}{\alpha_s(\mu_0)} \right]^{-\frac{\gamma_{\pm}^{(0)}}{2\beta_0}} \left[ 1 + \left( \frac{3}{N} \mp 3 \right) \frac{\alpha_s}{4\pi} \ln \frac{M_W^2}{\mu_0^2} \right]. \quad (169)$$

#### Remarks:

- The first term in Eq.(169) sums up potentially large logarithms due to the different scales  $\mu$  and  $\mu_0$ ; the second term gives the fixed order perturbation theory calculation for the initial condition.

- Expanding in powers of  $\alpha_s(\mu_0)$  one gets

$$C_{\pm}(\mu) = 1 + \frac{\alpha_s(\mu_0)}{4\pi} \begin{pmatrix} -2 \\ 4 \end{pmatrix} \ln \frac{M_W^2}{\mu^2} . \quad (170)$$

This almost looks like the initial condition alone, except that we now have the strong coupling at the scale  $\mu_0$  instead of  $\mu$ .

By expanding explicitly in powers of  $\alpha_s$  we "destroy" the summing of the logarithms.

- To make full use of the RGE we take  $\mu_0 = M_W$ , then we have a small logarithm (here: exactly zero) in the initial condition and the large logarithms  $\ln M_W^2/\mu^2$  are summed up within the RGE:

$$C_{\pm}(\mu) = \left[ \frac{\alpha_s(\mu)}{\alpha_s(M_W)} \right]^{-\frac{\gamma_{\pm}^{(0)}}{2\beta_0}} \cdot 1 . \quad (171)$$

For  $f = 5$  we get finally at the scale  $\mu_b$

$$C_+(\mu_b) = \left[ \frac{\alpha_s(\mu_b)}{\alpha_s(M_W)} \right]^{-\frac{6}{23}} , \quad C_-(\mu_b) = \left[ \frac{\alpha_s(\mu_b)}{\alpha_s(M_W)} \right]^{+\frac{12}{23}} \quad (172)$$

or

$$C_1 = \frac{C_+ - C_-}{2} = \frac{1}{2} \left( \left[ \frac{\alpha_s(\mu_b)}{\alpha_s(M_W)} \right]^{-\frac{6}{23}} - \left[ \frac{\alpha_s(\mu_b)}{\alpha_s(M_W)} \right]^{+\frac{12}{23}} \right) , \quad (173)$$

$$C_2 = \frac{C_+ + C_-}{2} = \frac{1}{2} \left( \left[ \frac{\alpha_s(\mu_b)}{\alpha_s(M_W)} \right]^{-\frac{6}{23}} + \left[ \frac{\alpha_s(\mu_b)}{\alpha_s(M_W)} \right]^{+\frac{12}{23}} \right) . \quad (174)$$

- Programming the above formulae and using  $\alpha_s = 0.1184$  one obtains the following numerical values:

$$\alpha_s(4.248) = 0.212573 , \quad (175)$$

$$C_+(4.248) = 0.862544 , \quad \text{Initial condition: } C_+(4.248) = 0.8151676$$

$$C_-(4.248) = 1.34412 , \quad \text{Initial condition: } C_-(4.248) = 1.3696777$$

$$C_1(4.248) = -0.240787 , \quad (178)$$

$$C_2(4.248) = 1.10333 . \quad (179)$$

- The unphysical renormalisation dependence ( $\mu$ ) cancels up to the calculated order in perturbation theory between the Wilson coefficients and matrix elements of the 4-quark operators.
- The theoretical error due to missing higher order corrections is thus estimated via a variation of the renormalisation scale; it became convention to use the following range:

$$\frac{m_b}{2} < \mu < 2m_b .$$

- Threshold effects have to be taken into account, when we pass with the renormalisation group evolution the  $b$ -quark or  $c$ -quark mass scale.

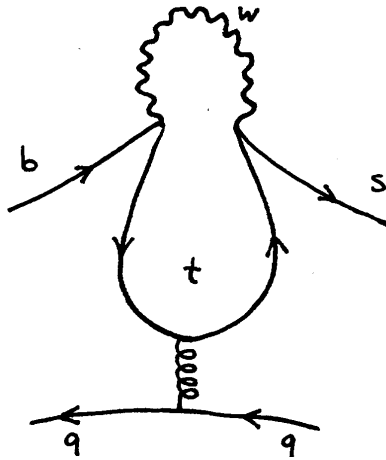
### 5.3 The effective Hamiltonian in NLO and NNLO-QCD

Why should we bother about calculating higher orders? (2-loops or even 3-loops)

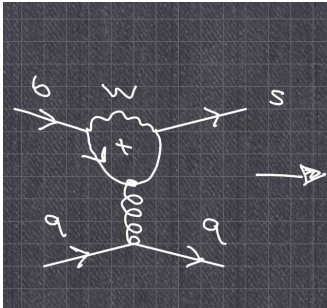
- Renormalisation scale is often the dominant uncertainty - this can be reduced by including higher order corrections.
- For some decays, NLO-effect can be the dominant effect.

### 5.4 Penguins and friends

So far we have only considered tree-level decays, but there are also loop-induced decays, like penguins.



Here again, all the heavy particles - now in addition to the  $W$ , also the  $Z$  and the  $top$ -quark can appear - will be integrated out and one arrives at new operators, like the **QCD-penguin operators**  $Q_{3,\dots,6}$



QCD penguin operators

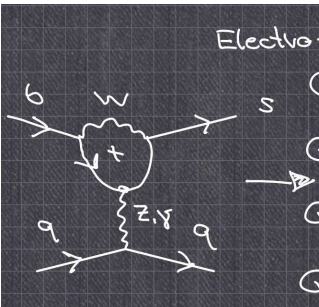
$$Q_3 = (\bar{s} b)_{V-A} \sum_{q=u,\dots,b} (\bar{q} q)_{V-A}$$

$$Q_4 = (\bar{s}^{\alpha\beta} b)_{V-A} \sum_{q=u,\dots,b} (\bar{q}^{\beta\alpha} q)_{V-A}$$

$$Q_5 = (\bar{s} b)_{V-A} \sum_{q=u,\dots,b} (\bar{q} q)_{V+A}$$

$$Q_6 = (\bar{s}^{\alpha\beta} b)_{V-A} \sum_{q=u,\dots,b} (\bar{q}^{\beta\alpha} q)_{V+A}$$

which contribute e.g. to the decays  $b \rightarrow c\bar{c}s$ , where they give sizeable corrections. In decays like  $b \rightarrow u\bar{u}s$  they can even dominate. **Electro-weak penguin operators** (here the gluon is replaced by a photon or a  $Z$ -boson) are denoted by  $Q_{7,\dots,10}$ ;



Electro-weak penguin operators

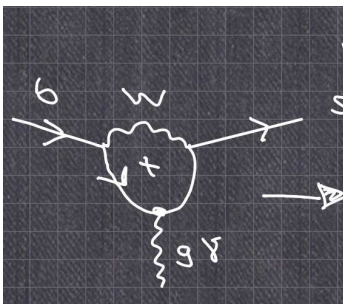
$$Q_7 = \frac{3}{2} (\bar{s} b)_{V-A} \sum_{q=u,\dots,b} e_q (\bar{q} q)_{V+A}$$

$$Q_8 = \frac{3}{2} (\bar{s}^{\alpha\beta} b)_{V-A} \sum_{q=u,\dots,b} e_q (\bar{q}^{\beta\alpha} q)_{V+A}$$

$$Q_9 = \frac{3}{2} (\bar{s} b)_{V-A} \sum_{q=u,\dots,b} e_q (\bar{q} q)_{V-A}$$

$$Q_{10} = \frac{3}{2} (\bar{s}^{\alpha\beta} b)_{V-A} \sum_{q=u,\dots,b} e_q (\bar{q}^{\beta\alpha} q)_{V-A}$$

and they give typically tiny corrections. One prominent place there they give the dominant contribution is the direct CP violation in the Kaon system, denoted as  $\epsilon'/\epsilon$ . **Magnetic penguin operators**

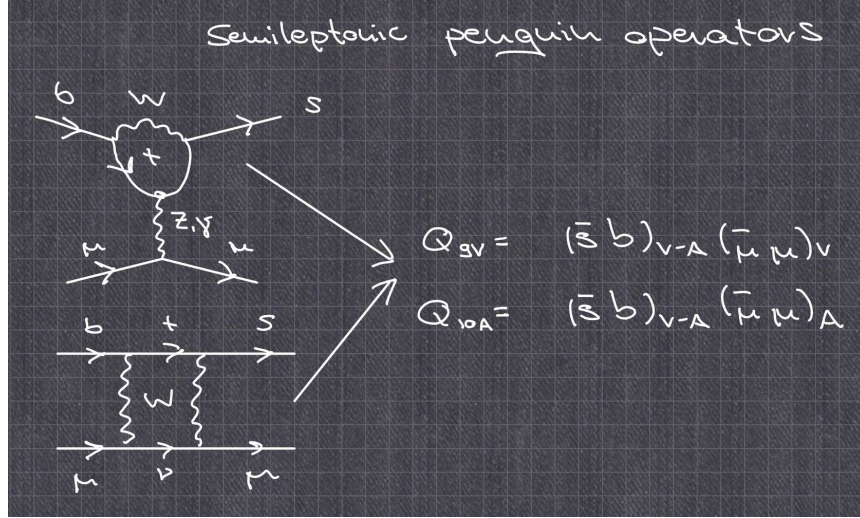


Magnetic penguin operators

$$Q_{7\gamma} = \frac{e}{8\pi^2} m_b \bar{s}_\alpha b^{\mu\nu} (1+\gamma_5) b_\alpha F_{\mu\nu}$$

$$Q_{8g} = \frac{g}{8\pi^2} m_b \bar{s}_\alpha b^{\mu\nu} (1+\gamma_5) T_{\alpha\beta}^a b_\beta G_{\mu\nu}^a$$

correspond to penguin diagrams where the photon  $Q_{7\gamma}$  or the gluon is on-shell ( $Q_{8g}$ ), i.e. its four momentum squared is zero.  $Q_{7\gamma}$  is the leading contribution to the decay  $b \rightarrow s\gamma$ . Finally we have **semi-leptonic penguin operators**



that are triggered either by penguin diagrams or by box diagrams.  $Q_{10A}$  gives the main contribution to the decay  $B_s \rightarrow \mu\mu$ , while in semi-leptonic decays like  $B \rightarrow K^*\mu^+\mu^-$  also  $Q_{9V}$  contributes. Many times the same notation is used for these operators as for the electro-weak penguins.

In the end we arrive at the general **effective weak Hamiltonian**.

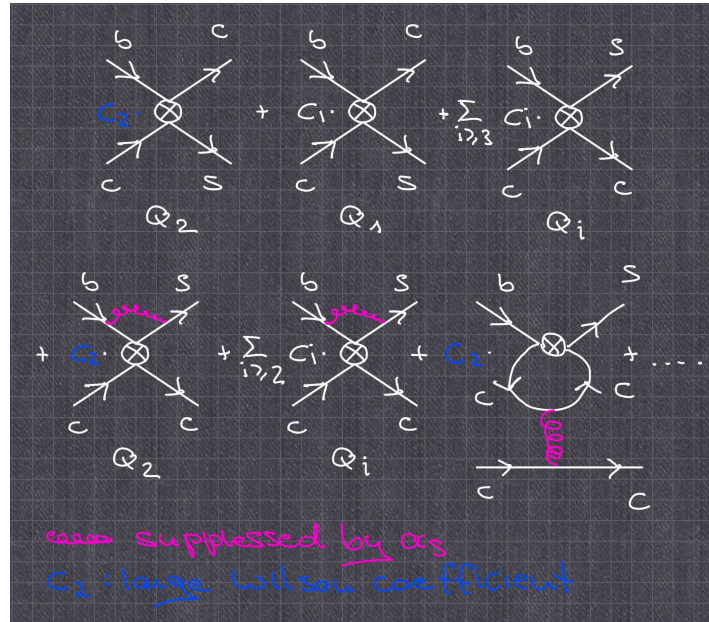
$$\mathcal{H}_{eff} = \frac{G_F}{\sqrt{2}} \left[ \sum_{q=u,c} V_c^q \{C_1(\mu)Q_1^q + C_2(\mu)Q_2^q\} - V_p \sum_{j \geq 3} C_j(\mu)Q_j \right]. \quad (180)$$

The  $V$ s denote different combinations of CKM elements, the operators  $Q_3, \dots$  denote all the different penguin operators discussed above. The values of the numerically leading tree-level Wilson coefficients  $C_1$  and  $C_2$  have been determined above, the QCD penguin Wilson coefficients are below 5%, with the exception of  $C_{8g}$ , the coefficient of the chromomagnetic operator and electro-weak penguins are even smaller.

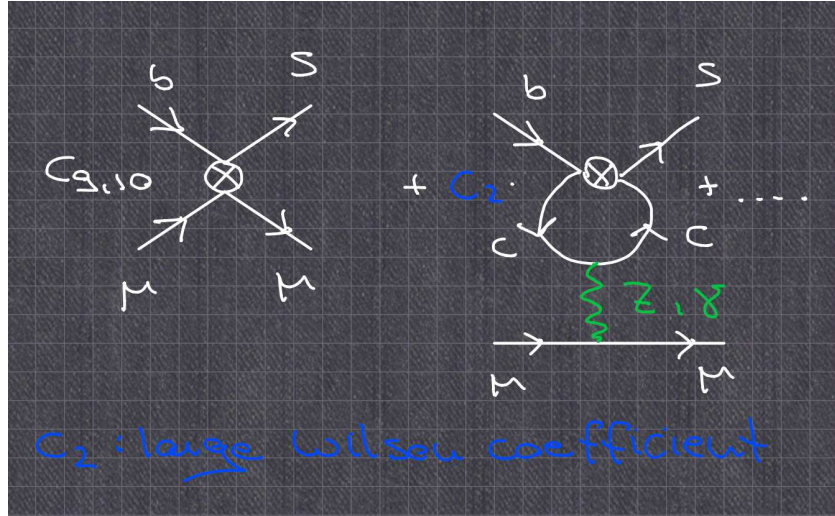
Having the effective Hamiltonian at hand, we can now calculate different processes - forgetting about the underlying weak structure of the SM - using the Wilson coefficients as basic couplings of our theory and the four quark operators as basic vertices.



For a calculation of the rate  $\Gamma(b \rightarrow c\bar{c}s)$  we have to consider the following contributions:



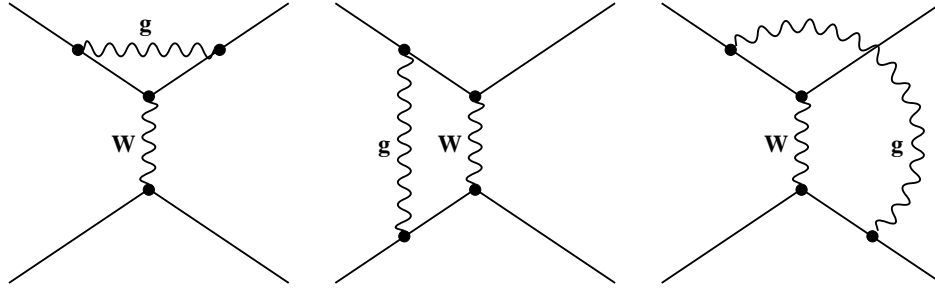
The leading contribution is of course the tree-level insertion of the operator  $Q_2$ , then we have smaller contributions from the tree-level insertion of  $Q_1$  and  $Q_{3-6}$ . We have also QCD corrections to our diagrams in the effective theory. The dominant one will be a QCD-correction to tree-level insertion of the operator  $Q_2$ . We also expect a sizeable contribution at this order from the insertion of  $Q_2$  in a penguin diagram of the effective theory. For a calculation of the rate  $\Gamma(b \rightarrow s\mu^+\mu^-)$  we have to consider the following contributions:



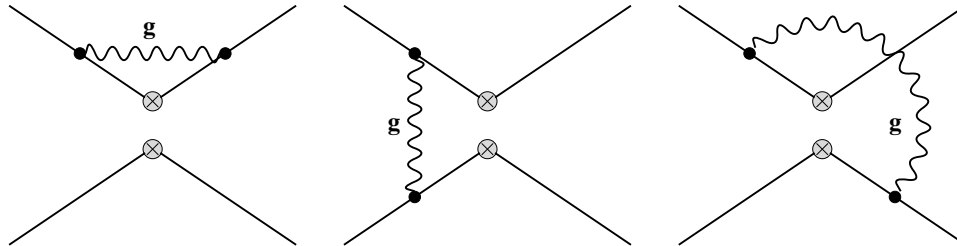
Here the leading contribution comes from the tree-level insertion of the operators  $Q_{9,10}$ . Due to the very large Wilson coefficient, we expect, however, sizable contributions from an insertion of the operator  $Q_2$  into a penguin diagram of the effective theory. These are the so-called charm loops in the discussion of the flavour anomalies.

## 5.5 Exercises

1. Calculate the SM amplitude for the decay of  $b \rightarrow c\bar{u}d$ . Include the following QCD corrections.



2. Calculate the insertions of the operators  $Q_1$  and  $Q_2$  into the following diagrams.



Useful formulas:

Operator definition:

$$Q_2 = (\bar{c}_\alpha b_\alpha)_{V-A} (\bar{d}_\beta u_\beta)_{V-A} \quad (181)$$

$$Q_1 = (\bar{c}_\alpha b_\beta)_{V-A} (\bar{d}_\beta u_\alpha)_{V-A} \quad (182)$$

Colour relation:

$$T_{\alpha\beta}^a T_{\gamma\delta}^a = -\frac{1}{2N} \delta_{\alpha\beta} \delta_{\gamma\delta} + \frac{1}{2} \delta_{\alpha\delta} \delta_{\gamma\beta} \quad (183)$$

Fierz transformation:

$$[\gamma_\mu(1 - \gamma_5)]_{\alpha\beta} \times [\gamma_\mu(1 - \gamma_5)]_{\gamma\delta} = -[\gamma_\mu(1 - \gamma_5)]_{\alpha\delta} \times [\gamma_\mu(1 - \gamma_5)]_{\gamma\beta} \quad (184)$$

Remember:

- There will be a “-” sign, if you exchange two spinors.
- All Feynmal rules were given in the lecture

## 6 Weak decays III - Inclusive B-decays

### 6.1 Inclusive B-decays at LO-QCD

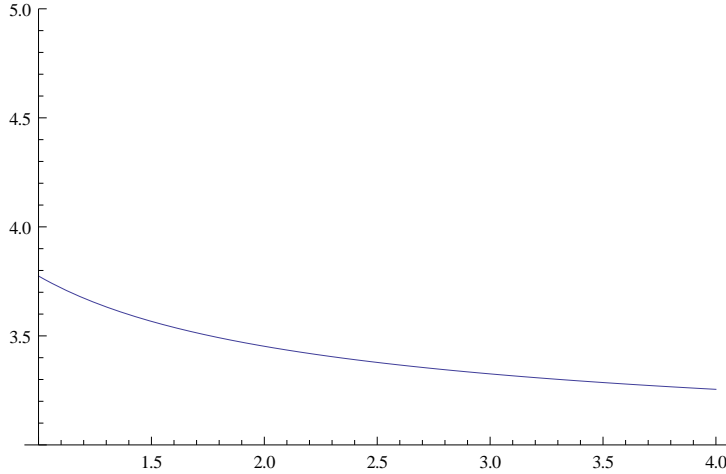
Now we can calculate the free quark decay starting from the effective Hamiltonian instead of the full standard model. If we again neglect penguins, we get in leading logarithmic approximation the same structure as in Eq.(102) and the coefficient  $c_3$  reads now:

$$\begin{aligned}
 c_{3,b}^{\text{LO-QCD}} &= c_{3,b}^{ce\bar{\nu}_e} + c_{3,b}^{c\mu\bar{\nu}_\mu} + c_{3,b}^{c\bar{u}d} + c_{3,b}^{c\bar{u}s} + c_{3,b}^{c\tau\bar{\nu}_\tau} + c_{3,b}^{c\bar{c}s} + c_{3,b}^{c\bar{c}d} \dots \\
 &= \left[ (2 + \mathcal{N}_a(\mu)) f\left(\frac{m_c}{m_b}\right) + g\left(\frac{m_c}{m_b}, \frac{m_\tau}{m_b}\right) + \mathcal{N}_a(\mu) g\left(\frac{m_c}{m_b}, \frac{m_c}{m_b}\right) \right].
 \end{aligned}
 \tag{185}$$

Thus the inclusion of the effective Hamiltonian is equivalent with changing the colour factor  $N_c = 3$  - stemming from QCD - into

$$\mathcal{N}_a(\mu) = 3C_1^2(\mu) + 3C_2^2(\mu) + 2C_1(\mu)C_2(\mu) \approx 3.3 \quad (\text{LO}, \mu = 4.248 \text{ GeV}).
 \tag{186}$$

The dependence of  $\mathcal{N}_a(\mu)$  on the renormalisation scale  $\mu$  is shown in the following graph:



This effect enhances the total decay rate by about 10% and thus brings down (if also the sub-leading decays are included) the prediction for the lifetime of the  $b$ -quark to about

$$\tau_b \approx 2.10 \text{ ps} \quad \text{for } \bar{m}_c(\bar{m}_b), \bar{m}_b(\bar{m}_b) \quad .
 \tag{187}$$

## 6.2 $B_{sl}$ and $n_c$ at NLO-QCD

Going to next-to-leading logarithmic accuracy we have to use the Wilson coefficients of the effective Hamiltonian to NLO accuracy and we have to determine one-loop QCD corrections within the effective theory. These NLO-QCD corrections turned out to be very important for the inclusive  $b$ -quark decays. For massless final state quarks the calculation was done in 1991 [102]:

$$c_{3,b} = c_{3,b}^{\text{LO-QCD}} + 8 \frac{\alpha_s}{4\pi} \left[ \left( \frac{25}{4} - \pi^2 \right) + 2 (C_1^2 + C_2^2) \left( \frac{31}{4} - \pi^2 \right) - \frac{4}{3} C_1 C_2 \left( \frac{7}{4} + \pi^2 \right) \right]. \quad (188)$$

The first QCD corrections in Eq.(188) stems from semi-leptonic decays. It can be guessed from the correction to the muon decay in Eq.(90) by decomposing the factor 8 in Eq.(188) as  $8 = 3 \cdot C_F \cdot 2$ : 3 comes from the three leptons  $e^-, \mu^-, \tau^-$ ,  $C_F$  is a QCD colour factor and 2 belongs to the correction in Eq.(90). The second and the third term in Eq.(188) stem from non-leptonic decays.

It turned out, however, that effects of the charm quark mass are crucial, see, e.g., the estimate in [103]. NLO-QCD corrections with full mass dependence were determined for  $b \rightarrow cl^- \bar{\nu}$  already in 1983 [104], for  $b \rightarrow c \bar{u} d$  in 1994 [105], for  $b \rightarrow c \bar{c} s$  in 1995 [106], for  $b \rightarrow$  no charm in 1997 [23] and for  $b \rightarrow sg$  in 2000 [107, 108]. Since there were several misprints in [106]- leading to IR divergent expressions -, the corresponding calculation was redone in [22] and the numerical result was updated.<sup>16</sup> With the results in [22] we predict (using  $\bar{m}_c(\bar{m}_b)$  and  $\bar{m}_b(\bar{m}_b)$ )

$$c_{3,b} = \begin{cases} 9 & (m_c = 0 = \alpha_s) \\ 5.29 \pm 0.35 & (\text{LO} - \text{QCD}) \\ 6.88 \pm 0.74 & (\text{NLO} - \text{QCD}) \end{cases}. \quad (189)$$

Comparing this result with Eq.(106) one finds a huge phase space suppression, which reduces the value of  $C_{3,b}$  from 9 in the mass less case to about 4.7 when including charm quark mass effect. Switching on in addition QCD effects  $c_{3,b}$  is enhanced back to a value of about 6.9. The LO  $b \rightarrow c$  transitions contribute about 70% to this value, the full NLO-QCD corrections about 24% and the  $b \rightarrow u$  and penguin contributions about 6% [22].

---

<sup>16</sup>The authors of [106] left particle physics and it was not possible to obtain the correct analytic expressions. The numerical results in [106] were, however, correct.

For the total lifetime we predict thus

$$\tau_b = (1.65 \pm 0.24) \text{ ps} , \quad (190)$$

which is our final number for the lifetime of a free  $b$ -quark. This number is now very close to the experimental numbers in Eq.(2.1), unfortunately the uncertainty is still quite large. To reduce this, a calculation at the NNLO order would be necessary. Such an endeavour seems to be doable nowadays. The dominant Wilson coefficients  $C_1$  and  $C_2$  are known at NNLO accuracy [100] and the two loop corrections in the effective theory have been determined e.g. in [109, 110, 111, 112, 113, 114] for semi-leptonic decays and partly in [115] for non-leptonic decays.

It is amusing to note, that a naive treatment with vanishing charm quark masses and neglecting the sizable QCD-effects, see Eq.(107), yields by accident a similar result as in Eq.(190). The same holds also for the semi leptonic branching ratio, where a naive treatment ( $m_c = 0 = \alpha_s$ ) gives

$$B_{sl} = \frac{\Gamma(b \rightarrow ce^- \bar{\nu}_e)}{\Gamma_{\text{tot}}} = \frac{1}{9} = 11.1\% , \quad (191)$$

while the full treatment (following [22]) gives

$$B_{sl} = (11.6 \pm 0.8)\% . \quad (192)$$

This number agrees well with recent measurements [9, 116]

$$\begin{aligned} B_{sl}(B_d) &= (10.33 \pm 0.28)\% , \\ B_{sl}(B^+) &= (10.99 \pm 0.28)\% , \\ B_{sl}(B_s) &= (10.61 \pm 0.89)\% . \end{aligned} \quad (193)$$

### 6.3 Exercises

- Calculate the decay rate for the process  $b \rightarrow c \bar{u} d$  with the effective Hamiltonian.
- What diagrams will appear in addition if you are considering the decay  $b \rightarrow c \bar{c} s$ ?



## 7 The Heavy Quark Expansion

### 7.1 Calculation of inclusive decay rates

Now we are ready to derive the heavy quark expansion for inclusive decays. The decay rate of the transition of a B-meson to an inclusive final state  $X$  can be expressed as a phase space integral over the square of the matrix element of the effective Hamiltonian sandwiched between the initial  $B$ -meson<sup>17</sup> state and the final state  $X$ . Summing over all final states  $X$  with the same quark quantum numbers we obtain

$$\Gamma(B \rightarrow X) = \frac{1}{2m_B} \sum_X \int_{\text{PS}} (2\pi)^4 \delta^{(4)}(p_B - p_X) |\langle X | \mathcal{H}_{eff} | B \rangle|^2. \quad (194)$$

If we consider, e.g., a decay into three particles, i.e.  $B \rightarrow 1 + 2 + 3$ , then the phase space integral reads

$$\int_{\text{PS}} = \prod_{i=1}^3 \left[ \frac{d^3 p_i}{(2\pi)^3 2E_i} \right] \quad (195)$$

and  $p_X = p_1 + p_2 + p_3$ . With the help of the optical theorem the total decay rate in Eq.(194) can be rewritten as

$$\Gamma(B \rightarrow X) = \frac{1}{2m_B} \langle B | \mathcal{T} | B \rangle, \quad (196)$$

with the transition operator

$$\mathcal{T} = \text{Im } i \int d^4 x T [\mathcal{H}_{eff}(x) \mathcal{H}_{eff}(0)], \quad (197)$$

consisting of a non-local double insertion of the effective Hamiltonian.

This can be visualised via

vspace4cm

---

<sup>17</sup>The replacements one has to do when considering a  $D$ -meson decay are either trivial or we explicitly comment on them.

## 7.2 The expansion in inverse masses

A second operator-product-expansion, exploiting the large value of the  $b$ -quark mass  $m_b$ , yields for  $\mathcal{T}$

$$\mathcal{T} = \frac{G_F^2 m_b^5}{192\pi^3} |V_{cb}|^2 \left[ c_{3,b} \bar{b}b + \frac{c_{5,b}}{m_b^2} \bar{b} g_s \sigma_{\mu\nu} G^{\mu\nu} b + 2 \frac{c_{6,b}}{m_b^3} (\bar{b}q)_\Gamma (\bar{q}b)_\Gamma + \dots \right] \quad (198)$$

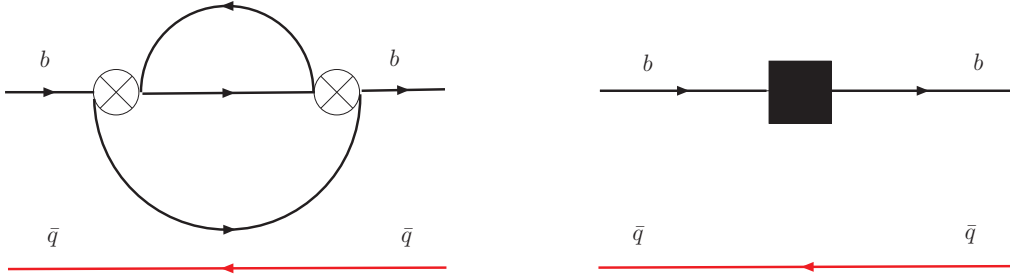
and thus for the decay rate

$$\Gamma = \frac{G_F^2 m_b^5}{192\pi^3} |V_{cb}|^2 \left[ c_{3,b} \frac{\langle B | \bar{b}b | B \rangle}{2M_B} + \frac{c_{5,b}}{m_b^2} \frac{\langle B | \bar{b} g_s \sigma_{\mu\nu} G^{\mu\nu} b | B \rangle}{2M_B} + \frac{c_{6,b}}{m_b^3} \frac{\langle B | (\bar{b}q)_\Gamma (\bar{q}b)_\Gamma | B \rangle}{M_B} + \dots \right]. \quad (199)$$

The individual contributions in Eq.(199) will be discussed in detail now.

## 7.3 Leading term in the HQE

To get the first term of Eq.(199) we contracted all quark lines, except the beauty-quark lines, in the product of the two effective Hamiltonians. This leads to the following two-loop diagram on the l.h.s., where the circles with the crosses denote the  $\Delta B = 1$ -operators from the effective Hamiltonian.



Performing the loop integrations in this diagram we get the Wilson coefficient  $c_{3,b}$  that contains all the loop functions and the dimension-three operator  $\bar{b}b$ , which is denoted by the black square in the diagram on the r.h.s. . This has been done already in Eq.(185), Eq.(188) and Eq.(189).

A crucial finding for the HQE was the fact, that the matrix element of the dimension-three operator  $\bar{b}b$  can also be expanded in the inverse of the  $b$ -quark mass. According to the Heavy Quark Effective Theory (HQET) we

get<sup>18</sup>

$$\frac{\langle B|\bar{b}b|B\rangle}{2M_B} = 1 - \frac{\mu_\pi^2 - \mu_G^2}{2m_b^2} + \mathcal{O}\left(\frac{1}{m_b^3}\right), \quad (200)$$

with the matrix element of the kinetic operator  $\mu_\pi^2$  and the matrix element of the chromo-magnetic operator  $\mu_G^2$ , defined in the  $B$ -rest frame as<sup>19</sup>

$$\mu_\pi^2 = \frac{\langle B|\bar{b}(i\vec{D})^2b|B\rangle}{2M_B} + \mathcal{O}\left(\frac{1}{m_b}\right), \quad (201)$$

$$\mu_G^2 = \frac{\langle B|\bar{b}\frac{g_s}{2}\sigma_{\mu\nu}G^{\mu\nu}b|B\rangle}{2M_B} + \mathcal{O}\left(\frac{1}{m_b}\right). \quad (202)$$

With the above definitions for the non-perturbative matrix-elements the expression for the total decay rate in Eq.(199) becomes

$$\Gamma = \frac{G_F^2 m_b^5}{192\pi^3} V_{cb}^2 \left\{ c_{3,b} \left[ 1 - \frac{\mu_\pi^2 - \mu_G^2}{2m_b^2} + \mathcal{O}\left(\frac{1}{m_b^3}\right) \right] + 2c_{5,b} \left[ \frac{\mu_G^2}{m_b^2} + \mathcal{O}\left(\frac{1}{m_b^3}\right) \right] + \frac{c_{6,b}}{m_b^3} \frac{\langle B|(\bar{b}q)_\Gamma(\bar{q}b)_\Gamma|B\rangle}{M_B} + \dots \right\} \quad (203)$$

The leading term in Eq.(203) describes simply the decay of a free quark. Since here the spectator-quark (red) is not involved in the decay process at all, this contribution will be the same for all different  $b$ -hadrons, thus predicting the same lifetime for all  $b$ -hadrons.

The first corrections are already suppressed by two powers of the heavy  $b$ -quark mass - we have no corrections of order  $1/m_b$ ! This non-trivial result explains, why our description in terms of the free  $b$ -quark decay was so close to the experimental values of the lifetimes of  $B$ -mesons.

In the case of  $D$ -mesons the expansion parameter  $1/m_c$  is not small and the higher order terms of the HQE will lead to sizable corrections. The leading term  $c_{3,c}$  for charm-quark decays gives at the scale  $\mu = M_W$  for vanishing quark mass  $c_{3,c} = 5$ . At the scale  $\mu = \bar{m}_c(\bar{m}_c)$  and realistic values of final

<sup>18</sup>We use here the conventional relativistic normalisation  $\langle B|B\rangle = 2EV$ , where  $E$  denotes the energy of the meson and  $V$  the space volume. In the original literature sometimes different normalisations have been used, which can lead to confusion.

<sup>19</sup>We use here  $\sigma_{\mu\nu} = \frac{i}{2}[\gamma_\mu, \gamma_\nu]$ . In the original literature sometimes the notation  $i\sigma G := i\gamma_\mu\gamma_\nu G^{\mu\nu}$  was used, which differs by a factor of  $i$  from our definition of  $\sigma$ .

states masses we get

$$c_{3,c} = \begin{cases} 5 & (m_s = 0 = \alpha_s) \\ 6.29 \pm 0.72 & (\text{LO} - \text{QCD}) \\ 11.61 \pm 1.55 & (\text{NLO} - \text{QCD}) \end{cases} . \quad (204)$$

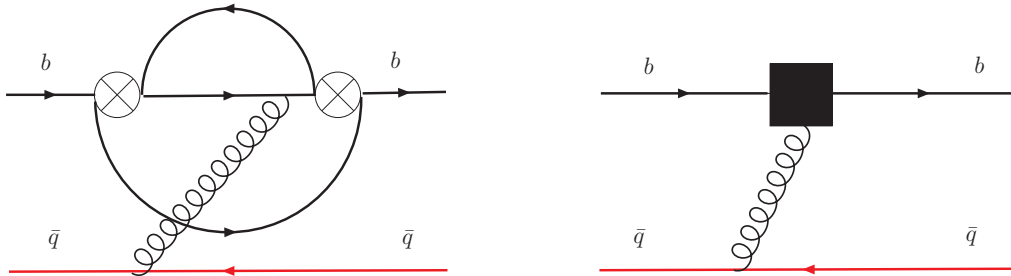
Here we have a large QCD enhancement of more than a factor of two, while phase space effects seem to be negligible.

The  $1/m_b^2$ -corrections in Eq.(203) have two sources: first the expansion in Eq.(200) and the second one - denoted by the term proportional to  $c_{5,b}$  - will be discussed below.

Concerning the different  $1/m_b^3$ -corrections, indicated in Eq.(203), we will see that the first two terms of the expansion in Eq.(199) are triggered by a two-loop diagram, while the third term is given by a one-loop diagram. This will motivate, why the  $1/m_b^3$ -corrections proportional to  $c_{3,b}$  and  $c_{5,b}$  can be neglected in comparison to the  $1/m_b^3$ -corrections proportional to  $c_{6,b}$ ; the former ones will, however, be important for precision determination of semi-leptonic decay rates.

## 7.4 Second term of the HQE

To get the second term in Eq.(199) we couple in addition a gluon to the vacuum. This is denoted by the diagram below, where a gluon is emitted from one of the internal quarks of the two-loop diagram. Doing so, we obtain the so-called chromo-magnetic operator  $\bar{b}g_s\sigma_{\mu\nu}G^{\mu\nu}b$ , which already appeared in the expansion in Eq.(200).



Since this operator is of dimension five, the corresponding contribution is - as seen before - suppressed by two powers of the heavy quark mass, compared to the leading term. The corresponding Wilson coefficient  $c_{5,b}$  reads, e.g., for

the semi-leptonic decay  $b \rightarrow ce^- \bar{\nu}_e$ <sup>20</sup> and the non-leptonic decays  $b \rightarrow c\bar{u}d$  and  $b \rightarrow c\bar{c}s$

$$c_{5,b}^{ce\bar{\nu}_e} = -(1-z)^4 \left[ 1 + \frac{\alpha_s}{4\pi} \dots \right], \quad (205)$$

$$c_{5,b}^{c\bar{u}d} = -|V_{ud}|^2 (1-z)^3 \left[ \mathcal{N}_a(\mu) (1-z) + 8C_1C_2 + \frac{\alpha_s}{4\pi} \dots \right], \quad (206)$$

$$c_{5,b}^{c\bar{c}s} = -|V_{cs}|^2 \left\{ \mathcal{N}_a(\mu) \left[ \sqrt{1-4z}(1-2z)(1-4z-6z^2) + 24z^4 \log \left( \frac{1+\sqrt{1-4z}}{1-\sqrt{1-4z}} \right) \right] \right. \\ \left. + 8C_1C_2 \left[ \sqrt{1-4z} \left( 1 + \frac{z}{2} + 3z^2 \right) - 3z(1-2z^2) \log \left( \frac{1+\sqrt{1-4z}}{1-\sqrt{1-4z}} \right) \right] + \frac{\alpha_s}{4\pi} \dots \right\}, \quad (207)$$

with the quark mass ratio  $z = (m_c/m_b)^2$ . For vanishing charm-quark masses and  $V_{ud} \approx 1$  we get  $c_{5,b}^{c\bar{u}d} = -3$  at the scale  $\mu = M_W$ , which reduces in LO-QCD to about  $-1.2$  at the scale  $\mu = m_b$ .

For the total decay rate we have to sum up all possible quark level-decays

$$c_{5,b} = c_{5,b}^{ce\bar{\nu}_e} + c_{5,b}^{c\mu\bar{\nu}_\mu} + c_{5,b}^{c\tau\bar{\nu}_\tau} + c_{5,b}^{c\bar{u}d} + c_{5,b}^{c\bar{c}s} + \dots \quad (208)$$

Neglecting penguin contributions we get numerically

$$c_{5,b} = \begin{cases} \approx -9 & (m_c = 0 = \alpha_s) \\ -3.8 \pm 0.3 & (\bar{m}_c(\bar{m}_c), \alpha_s(m_b)) \end{cases}, \quad (209)$$

For  $c_{5,b}$  both QCD effects as well as phase space effects are quite pronounced. The overall coefficient of the matrix element of the chromo-magnetic operator  $\mu_G^2$  normalised to  $2m_b^2$  in Eq.(203) is given by  $c_{3,b} + 4c_{5,b}$ , which is sometimes denoted as  $c_{G,b}$ . For semi-leptonic decays like  $b \rightarrow ce^- \bar{\nu}_e$ , it reads<sup>21</sup>

$$c_{G,b}^{ce\bar{\nu}_e} = c_{3,b}^{ce\bar{\nu}_e} + 4c_{5,b}^{ce\bar{\nu}_e} = (-3) \left[ 1 - \frac{8}{3}z + 8z^2 - 8z^3 + \frac{5}{3}z^4 + 4z^2 \ln(z) \right] \quad (210)$$

For the sum of all inclusive decays we get

$$c_{G,b} = \begin{cases} -27 = -3c_3 & (m_c = 0 = \alpha_s) \\ -7.9 \approx -1.1c_3 & (\bar{m}_c(\bar{m}_c), \alpha_s(m_b)) \end{cases}, \quad (211)$$

<sup>20</sup>The result in Eq.(94) of the review [117] has an additional factor 6 in  $c_{5,b}^{ce\bar{\nu}_e}$ .

<sup>21</sup>We differ here slightly from Eq.(7) of [118], who have a different sign in the coefficients of  $z^2$  and  $z^3$ . We agree, however, with the corresponding result in [94].

leading to the following form of the total decay rate

$$\Gamma = \frac{G_F^2 m_b^5}{192\pi^3} V_{cb}^2 \left[ c_{3,b} - c_{3,b} \frac{\mu_\pi^2}{2m_b^2} + c_{G,b} \frac{\mu_G^2}{2m_b^2} + \frac{c_{6,b}}{m_b^3} \frac{\langle B | (\bar{b}q)_\Gamma (\bar{q}b)_\Gamma | B \rangle}{M_B} + \dots \right]. \quad (212)$$

Both  $1/m_b^2$ -corrections are reducing the decay rate and their overall coefficients are of similar size as  $c_{3,b}$ . To estimate more precisely the numerical effect of the  $1/m_b^2$  corrections, we still need the values of  $\mu_\pi^2$  and  $\mu_G^2$ . Current values [119, 120] of these parameters read for the case of  $B_d$  and  $B^+$ -mesons

$$\mu_\pi^2(B) = (0.414 \pm 0.078) \text{ GeV}^2, \quad (213)$$

$$\mu_G^2(B) \approx \frac{3}{4} (M_{B^*}^2 - M_B^2) \approx (0.35 \pm 0.07) \text{ GeV}^2. \quad (214)$$

For  $B_s$ -mesons only small differences compared to  $B_d$  and  $B^+$ -mesons are predicted [121]

$$\mu_\pi^2(B_s) - \mu_\pi^2(B_d) \approx (0.08 \dots 0.10) \text{ GeV}^2, \quad (215)$$

$$\frac{\mu_G^2(B_s)}{\mu_G^2(B_d)} \approx 1.07 \pm 0.03, \quad (216)$$

while sizable differences are expected [121] for  $\Lambda_b$ -baryons.

$$\mu_\pi^2(\Lambda_b) - \mu_\pi^2(B_d) \approx (0.1 \pm 0.1) \text{ GeV}^2, \quad (217)$$

$$\mu_G^2(\Lambda_b) = 0. \quad (218)$$

Inserting these values in Eq.(212) we find that the  $1/m_b^2$ -corrections are decreasing the decay rate slightly ( $m_b = \bar{m}_b(\bar{m}_b) = 4.248 \text{ GeV}$ ):

	$B_d$	$B^+$	$B_s$	$\Lambda_d$	
$-\frac{\mu_\pi^2}{2m_b^2}$	-0.011	-0.011	-0.014	-0.014	(219)
$\frac{c_{G,b}}{c_{3,b}} \frac{\mu_\pi^2}{2m_b^2}$	-0.011	-0.011	-0.011	0.00	

The kinetic and the chromo-magnetic operator each reduce the decay rate by about 1%, except for the case of the  $\Lambda_b$ -baryon, where the chromo-magnetic operator vanishes. The  $1/m_b^2$ -corrections exhibit now also a small sensitivity to the spectator-quark. Different values for the lifetimes of  $b$ -hadrons can

arise due to different values of the non-perturbative parameters  $\mu_G^2$  and  $\mu_\pi^2$ , the corresponding numerical effect will, however, be small.

$X :$	$B^+$	$B_s$	$\Lambda_d$
$\frac{\mu_\pi^2(X) - \mu_\pi^2(B_d)}{2m_b^2}$	$0.000 \pm 0.000$	$0.002 \pm 0.000$	$0.003 \pm 0.003$
$\frac{c_{G,b} \mu_G^2(X) - \mu_G^2(B_d)}{c_{3,b} 2m_b^2}$	$0.000 \pm 0.000$	$0.000 \dots 0.001$	$-0.011 \pm 0.003$

(220)

Thus we find that the  $1/m_b^2$ -corrections give no difference in the lifetimes of  $B^+$ - and  $B_d$ -mesons, they enhance the  $B_s$ -lifetime by about 3 per mille, compared to the  $B_d$ -lifetime and they reduce the  $\Lambda_b$ -lifetime by about 1% compared to the  $B_d$ -lifetime.

To get an idea of the size of these corrections in the charm-system, we first investigate the Wilson coefficient  $c_5$ .

$$c_{5,c} = \begin{cases} \approx -5 & (m_c = 0 = \alpha_s) \\ -1.7 \pm 0.3 & (\bar{m}_c(\bar{m}_c), \alpha_s(m_b)) \end{cases}, \quad (221)$$

At the scale  $\mu = m_c$  the non-leptonic contribution to  $c_5$  is getting smaller than in the bottom case and it even changes sign. For the coefficient  $c_G$  we find

$$c_{G,c} = \begin{cases} \approx -15 = -3 c_{3,c} & (m_c = 0 = \alpha_s) \\ 4.15 \pm 1.48 = (0.37 \pm 0.13) c_{3,c} & (\bar{m}_c(\bar{m}_c), \alpha_s(m_b)) \end{cases}. \quad (222)$$

We see for that for the charm case the overall coefficient of the chromo-magnetic operator has now a positive sign and the relative size is less than in the bottom case. For  $D^0$ - and  $D^+$ -mesons the value of the chromo-magnetic operator reads

$$\mu_G^2(D) \approx \frac{3}{4} (M_{D^*}^2 - M_D^2) \approx 0.41 \text{ GeV}^2, \quad (223)$$

which is of similar size as in the  $B$ -system. Normalising this value to the charm quark mass  $m_c = \bar{m}_c(\bar{m}_c) = 1.277 \text{ GeV}$ , we get however a bigger contribution compared to the bottom case and also a different sign.

$$c_{G,c} \frac{\mu_G^2(D)}{2m_c^2} \approx +0.05 c_{3,c}. \quad (224)$$

Now the second order corrections are non-negligible, with a typical size of about + 5% of the total decay rate. Concerning lifetime differences of  $D$ -mesons, we find no visible effect due to the chromo-magnetic operator [122]

$$\frac{\mu_G^2(D^+)}{\mu_G^2(D^0)} \approx 0.993, \quad (225)$$

$$\frac{\mu_G^2(D_s^+)}{\mu_G^2(D^0)} \approx 1.012 \pm 0.003. \quad (226)$$

For the kinetic operator a sizable SU(3) flavour breaking was found by Bigi, Mannel and Uraltsev [121]

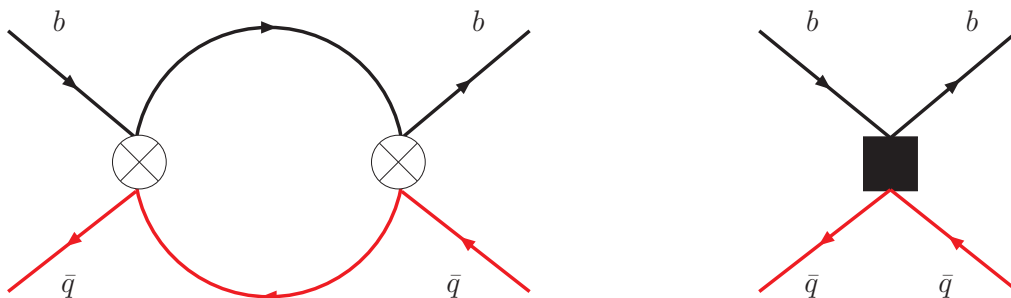
$$\mu_\pi^2(D_s^+) - \mu_\pi^2(D^0) \approx 0.1 \text{ GeV}^2, \quad (227)$$

leading to an reduction of the  $D_s^+$ -lifetime of the order of 3% compared to the  $D^0$ -lifetime

$$\frac{\mu_\pi^2(D_s^+) - \mu_\pi^2(D^0)}{2m_c^2} \approx 0.03. \quad (228)$$

## 7.5 Third term of the HQE

The next term in Eq.(199) is obtained by only contracting two quark lines in the product of the two effective Hamiltonian in Eq.(197). The  $b$ -quark and the spectator quark of the considered hadron are not contracted. For  $B_d$ -mesons ( $q = d$ ) and  $B_s$ -mesons ( $q = s$ ) we get the following so-called *weak annihilation* diagram.

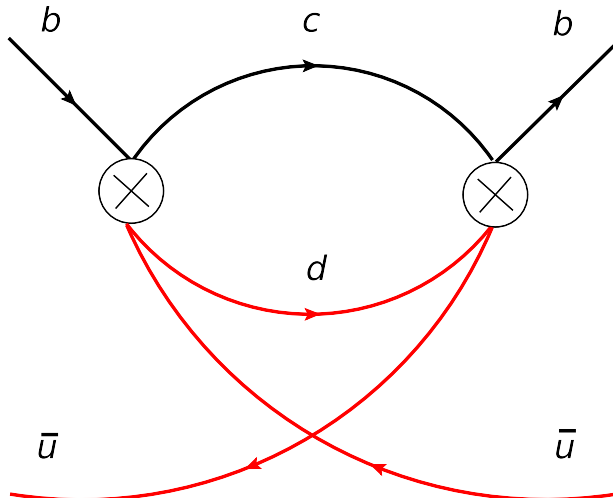


Performing the loop integration on the diagram on the l.h.s. we get the Wilson coefficient  $c_6$  and dimension six four-quark operators  $(\bar{b}q)_\Gamma(\bar{q}b)_\Gamma$ , with Dirac structures  $\Gamma$ . The corresponding matrix elements of these  $\Delta B = 0$  operators are typically written as

$$\langle B | (\bar{b}q)_\Gamma (\bar{q}b)_\Gamma | B \rangle = c_\Gamma f_B^2 M_B B_\Gamma, \quad (229)$$



with the bag parameter  $B_\Gamma$ , the decay constant  $f_B$  and a numerical factor  $c_\Gamma$  that contains some colour factors and sometimes also ratios of masses. For the case of the  $B^+$ -meson we get a similar diagram, with the only difference that now the external spectator-quark lines are crossed, this is the so-called *Pauli interference* diagram.



There are two very interesting things to note. First this is now a one-loop diagram. Although being suppressed by three powers of the  $b$ -quark mass it is enhanced by a phase space factor of  $16\pi^2$  compared to the leading two-loop diagrams. Second, now we are really sensitive to the flavour of the spectator-quark, because in principle, each different spectator quark gives a different contribution<sup>22</sup>. These observations are responsible for the fact that lifetime differences in the system of heavy hadrons are almost entirely due to the contribution of weak annihilation and Pauli interference diagrams. In the case of the  $B_d$  meson four different four-quark operators arise

$$\begin{aligned}
 Q^q &= \bar{b}\gamma_\mu(1 - \gamma_5)q \times \bar{q}\gamma^\mu(1 - \gamma_5)b, \\
 Q_S^q &= \bar{b}(1 - \gamma_5)q \times \bar{q}(1 - \gamma_5)b, \\
 T^q &= \bar{b}\gamma_\mu(1 - \gamma_5)T^a q \times \bar{q}\gamma^\mu(1 - \gamma_5)T^a b, \\
 T_S^q &= \bar{b}(1 - \gamma_5)T^a q \times \bar{q}(1 - \gamma_5)T^a b,
 \end{aligned} \tag{230}$$

with  $q = d$  for the case of  $B_d$ -mesons.  $Q$  denotes colour singlet operators and  $T$  colour octet operators. For historic reasons the matrix elements of these

<sup>22</sup>This difference is, however, negligible, if one considers, e.g.,  $B_s$  vs.  $B_d$ .

operator are typically expressed as

$$\frac{\langle B_d | Q^d | B_d \rangle}{M_{B_d}} = f_B^2 B_1 M_{B_d}, \quad \frac{\langle B_d | Q_S^d | B_d \rangle}{M_{B_d}} = f_B^2 B_2 M_{B_d}, \quad (231)$$

$$\frac{\langle B_d | T^d | B_d \rangle}{M_{B_d}} = f_B^2 \epsilon_1 M_{B_d}, \quad \frac{\langle B_d | T_S^d | B_d \rangle}{M_{B_d}} = f_B^2 \epsilon_2 M_{B_d}. \quad (232)$$

The bag parameters  $B_{1,2}$  are expected to be of order one in vacuum insertion approximation, while the  $\epsilon_{1,2}$  vanish in that limit. We will discuss below several estimates of  $B_i$  and  $\epsilon_i$ . Decay constants can be determined with lattice-QCD, see, e.g., the reviews of FLAG [123] or with QCD sum rules, see, e.g., the recent determination in [124]. Later on, we will see, however, that the Wilson coefficients of  $B_1$  and  $B_2$  are affected by sizable numerical cancellations, enhancing hence the relative contribution of the colour suppressed  $\epsilon_1$  and  $\epsilon_2$ . The corresponding Wilson coefficients of the four operators can be written as

$$\begin{aligned} c_6^{Q^d} &= 16\pi^2 [ |V_{ud}|^2 F^u + |V_{cd}|^2 F^c ], \\ c_6^{Q_S^d} &= 16\pi^2 [ |V_{ud}|^2 F_S^u + |V_{cd}|^2 F_S^c ], \\ c_6^{T^d} &= 16\pi^2 [ |V_{ud}|^2 G^u + |V_{cd}|^2 G^c ], \\ c_6^{T_S^d} &= 16\pi^2 [ |V_{ud}|^2 G_S^u + |V_{cd}|^2 G_S^c ]. \end{aligned} \quad (233)$$

$F^q$  describes an internal  $c\bar{q}$  loop in the above weak annihilation diagram. The functions  $F$  and  $G$  are typically split up in contributions proportional to  $C_2^2$ ,  $C_1 C_2$  and  $C_1^2$ .

$$F^u = C_1^2 F_{11}^u + C_1 C_2 F_{12}^u + C_2^2 F_{22}^u, \quad (234)$$

$$F_S^u = \dots. \quad (235)$$

Next, each of the  $F_{ij}^q$  can be expanded in the strong coupling

$$F_{ij}^u = F_{ij}^{u,(0)} + \frac{\alpha_s}{4\pi} F_{ij}^{u,(1)} + \dots, \quad (236)$$

$$F_{S,ij}^u = \dots. \quad (237)$$

As an example we give the following LO results

$$F_{11}^{u,(0)} = -3(1-z)^2 \left(1 + \frac{z}{2}\right), \quad F_{S,11}^{u,(0)} = 3(1-z)^2 (1+2z), \quad (238)$$

$$F_{12}^{u,(0)} = -2(1-z)^2 \left(1 + \frac{z}{2}\right), \quad F_{S,12}^{u,(0)} = 2(1-z)^2 (1+2z), \quad (239)$$

$$F_{22}^{u,(0)} = -\frac{1}{3}(1-z)^2 \left(1 + \frac{z}{2}\right), \quad F_{S,22}^{u,(0)} = \frac{1}{3}(1-z)^2 (1+2z), \quad (240)$$

$$G_{22}^{u,(0)} = -2(1-z)^2 \left(1 + \frac{z}{2}\right), \quad G_{S,22}^{u,(0)} = 2(1-z)^2 (1+2z), \quad (241)$$

with  $z = m_c^2/m_b^2$ .

Putting everything together we arrive at the following expression for the decay rate of a  $B_d$ -meson

$$\begin{aligned} \Gamma_{B_d} &= \frac{G_F^2 m_b^5}{192\pi^3} V_{cb}^2 \left[ c_3 - c_3 \frac{\mu_\pi^2}{2m_b^2} + c_G \frac{\mu_G^2}{2m_b^2} + \frac{16\pi^2 f_B^2 M_{B_d}}{m_b^3} \tilde{c}_6^{B_d} + \mathcal{O}\left(\frac{1}{m_b^3}, \frac{16\pi^2}{m_b^4}\right) \right] \\ &\approx \frac{G_F^2 m_b^5}{192\pi^3} V_{cb}^2 \left[ c_3 - 0.01c_3 - 0.01c_3 + \frac{16\pi^2 f_B^2 M_{B_d}}{m_b^3} \tilde{c}_6^{B_d} + \mathcal{O}\left(\frac{1}{m_b^3}, \frac{16\pi^2}{m_b^4}\right) \right], \end{aligned} \quad (242)$$

with

$$\begin{aligned} \tilde{c}_6^{B_d} &= |V_{ud}|^2 (F^u B_1 + F_S^u B_2 + G^u \epsilon_1 + G_S^u \epsilon_2) \\ &+ |V_{cd}|^2 (F^c B_1 + F_S^c B_2 + G^c \epsilon_1 + G_S^c \epsilon_2). \end{aligned} \quad (243)$$

The size of the third contribution in Eq.(242) is governed by size of  $\tilde{c}_6$  and its pre-factor. The pre-factor gives

$$\frac{16\pi^2 f_{B_d}^2 M_{B_d}}{m_b^3} \approx 0.395 \approx 0.05 c_3, \quad (244)$$

where we used  $f_{B_d} = (190.5 \pm 4.2)$  MeV [123] for the decay constant. If  $\tilde{c}_6$  is of order 1, we would expect corrections of the order of 5% to the total decay rate, which are larger than the formally leading  $1/m_b^2$ -corrections. The LO-QCD expression for  $\tilde{c}_6^{B_d}$  can be written as

$$\begin{aligned} \tilde{c}_6^{B_d} &= |V_{ud}|^2 (1-z)^2 \left\{ \left( 3C_1^2 + 2C_1 C_2 + \frac{1}{3}C_2^2 \right) \left[ (B_2 - B_1) + \frac{z}{2}(4B_2 - B_1) \right] \right. \\ &\quad \left. + 2C_2^2 \left[ (\epsilon_2 - \epsilon_1) + \frac{z}{2}(4\epsilon_2 - \epsilon_1) \right] \right\}. \end{aligned} \quad (245)$$

However, in Eq.(245) several cancellations are arising. In the first line there is a strong cancellation among the bag parameters  $B_1$  and  $B_2$ . In vacuum

insertion approximation  $B_1 - B_2$  is zero and the next term proportional to  $4B_2 - B_1$  is suppressed by  $z \approx 0.055$ . Using the latest lattice determination of these parameters [125] - dating back already to 2001! -

$$B_1 = 1.10 \pm 0.20, \quad B_2 = 0.79 \pm 0.10, \quad \epsilon_1 = -0.02 \pm 0.02, \quad \epsilon_2 = 0.03 \pm 0.01 \quad (246)$$

one finds  $B_1 - B_2 \in [0.01, 0.61]$  and  $(4B_2 - B_1)z/2 \in [0.07, 0.12]$ , so the second contribution is slightly suppressed compared to the first one. Moreover there is an additional cancellation among the  $\Delta B = 1$  Wilson coefficients. Without QCD the combination  $3C_1^2 + 2C_1C_2 + \frac{1}{3}C_2^2$  is equal to  $1/3$ , in LO-QCD this combination is reduced to about  $0.05 \pm 0.05$  at the scale of  $m_b$  (varying the renormalisation scale between  $m_b/2$  and  $2m_b$ ). Hence  $B_1$  and  $B_2$  give a contribution between 0 and 0.07 to  $\tilde{c}_6^{B_d}$ , leading thus at most to a correction of about 4 per mille to the total decay rate. This statement depends, however, crucially on the numerical values of the bag parameters, where we are lacking a state-of-the-art determination.

There is no corresponding cancellation in the coefficients related to the colour-suppressed bag parameters  $\epsilon_{1,2}$ . According to [125]  $\epsilon_2 - \epsilon_1 \in [0.02, 0.08]$ , leading to a correction of at most 1.0% to the decay rate. Relying on the lattice determination in [125] we find that the colour-suppressed operators can be numerically more important than the colour allowed operators and the total decay rate of the  $B_d$ -meson can be enhanced by the weak annihilation at most by about 1.4%. The status at NLO-QCD will be discussed below.

The Pauli interference contribution to the  $B^+$ -decay rate gives

$$\tilde{c}_6^{B^+} = (1 - z)^2 [(C_1^2 + 6C_1C_2 + C_2^2) B_1 + 6(C_1^2 + C_2^2) \epsilon_1] . \quad (247)$$

The contribution of the colour-allowed operator is slightly suppressed by the  $\Delta B = 1$  Wilson coefficients. Without QCD the bag parameter  $B_1$  has a pre-factor of one, which changes in LO-QCD to about -0.3. Taking again the lattice values for the bag parameter from [125], we expect Pauli interference contributions proportional to  $B_1$  to be of the order of about -1.8% of the total decay rate. In the coefficient of  $\epsilon_1$  no cancellation is arising and we expect (using again [125]) this contribution to be between 0 and -1.5% of the total decay rate. All in all Pauli interference seems to reduce the total  $B^+$ -decay rate by about 1.8% to 3.3%. The status at NLO-QCD will again be discussed below.

In the charm system the pre-factor of the coefficient  $c_6$  reads

$$\frac{16\pi^2 f_D^2 M_D}{m_c^3} \approx \begin{cases} 6.2 \approx 0.6 c_3 & \text{for } D^0, D^+ \\ 9.2 \approx 0.8 c_3 & \text{for } D_s^+ \end{cases}, \quad (248)$$

where we used  $f_{D^0} = (209.2 \pm 3.3)$  MeV and  $f_{D_s^+} = (248.3 \pm 2.7)$  MeV [123] for the decay constants. Depending on the strength of the cancellation among the  $\Delta C = 1$  Wilson coefficients and the bag parameters, large corrections seem to be possible now: In the case of the weak annihilation the cancellation of the  $\Delta C = 1$  Wilson coefficients seems to be even more pronounced than at the scale  $m_b$ . Thus a knowledge of the colour-suppressed operators is inalienable. In the case of Pauli interference no cancellation occurs and we get values for the coefficient of  $B_1$ , that are smaller than  $-1$  and we get a sizable, but smaller contribution from the colour-suppressed operators. Unfortunately there is no lattice determination of the  $\Delta C = 0$  matrix elements available, so we cannot make any final, profound statements about the status in the charm system. Numerical results for the NLO-QCD case will also be discussed below.

## 7.6 Fourth term of the HQE

If one takes in the calculation of the weak annihilation and Pauli interference diagrams also small momenta and masses of the spectator quark into account, one gets corrections that are suppressed by four powers of  $m_b$  compared to the free-quark decay. These dimension seven terms are either given by four-quark operators times the small mass of the spectator quark or by a four quark operator with an additional derivative. Examples are the following  $\Delta B = 0$  operators

$$P_1 = \frac{m_{d,s}}{m_b} \bar{b}_i (1 - \gamma_5) d_i \times \bar{d}_j (1 - \gamma_5) b_j, \quad (249)$$

$$P_2 = \frac{m_{d,s}}{m_b} \bar{b}_i (1 + \gamma_5) d_i \times \bar{d}_j (1 + \gamma_5) b_j, \quad (250)$$

$$P_3 = \frac{1}{m_b^2} \bar{b}_i \overleftarrow{D}_\rho \gamma_\mu (1 - \gamma_5) D^\rho d_i \times \bar{d}_j \gamma^\mu (1 - \gamma_5) b_j, \quad (251)$$

$$P_4 = \frac{1}{m_b^2} \bar{b}_i \overleftarrow{D}_\rho (1 - \gamma_5) D^\rho d_i \times \bar{d}_j (1 + \gamma_5) b_j. \quad (252)$$

These operators have currently only been estimated within vacuum insertion approximation. However, for the corresponding operators appearing in the

decay rate difference of neutral  $B$ -meson first studies with QCD sum rules have been performed [126, 127].

Putting everything together we arrive at the *Heavy-Quark Expansion* of decay rates of heavy hadrons

$$\Gamma = \Gamma_0 + \frac{\Lambda^2}{m_b^2}\Gamma_2 + \frac{\Lambda^3}{m_b^3}\Gamma_3 + \frac{\Lambda^4}{m_b^4}\Gamma_4 + \dots, \quad (253)$$

where the expansion parameter is denoted by  $\Lambda/m_b$ . From the above explanations it is clear that  $\Lambda$  is not simply given by  $\Lambda_{QCD}$  - the pole of the strong coupling constant - as stated often in the literature. Very naively one expects  $\Lambda$  to be of the order of  $\Lambda_{QCD}$ , because both denote non-perturbative effects. The actual value of  $\Lambda$ , has, however, to be determined by an explicit calculation for each order of the expansion separately. At order  $1/m_b^2$  one finds that  $\Lambda$  is of the order of  $\mu_\pi$  or  $\mu_G$ , so roughly below 1 GeV. For the third order  $\Lambda^3$  is given by  $16\pi^2 f_B^2 M_B$  times a numerical suppression factor, leading to values of  $\Lambda$  larger than 1 GeV. Moreover, each of the coefficients  $\Gamma_j$ , which is a product of a perturbatively calculable Wilson coefficient and a non-perturbative matrix element, can be expanded in the strong coupling

$$\Gamma_j = \Gamma_j^{(0)} + \frac{\alpha_s(\mu)}{4\pi}\Gamma_j^{(1)} + \frac{\alpha_s^2(\mu)}{(4\pi)^2}\Gamma_j^{(2)} + \dots. \quad (254)$$

Before we apply this framework to experimental observables, we would like to make some comments of caution.

## 7.7 Violation of quark-hadron duality

A possible drawback of this approach might be that the expansion in the inverse heavy quark mass does not converge well enough — advocated under the labelling *violation of quark hadron duality*. There is a considerable amount of literature about theoretical attempts to prove or to disprove duality, but all of these attempts have to rely on strong model assumptions.

Uraltsev published some general investigations of quark hadron duality violation in [128, 129] and some investigations within the two dimensional 't Hooft model [130, 131], that indicated the validity of quark hadron duality. Other investigations in that direction were e.g. performed by Grinstein and Lebed in 1997 [132] and 1998 [133] and by Grinstein in 2001 [134, 135]. In our opinion the best way of tackling this question is to confront precise HQE-based predictions with precise experimental data. An especially well suited

candidate for this problem is the decay  $b \rightarrow c\bar{c}s$ , which is CKM dominant, but phase space suppressed. The actual expansion parameter of the HQE is in this case not  $1/m_b$  but  $1/(m_b\sqrt{1-4z})$ ; so violations of duality should be more pronounced. Thus a perfect observable for testing the HQE is the decay rate difference  $\Delta\Gamma_s$  of the neutral  $B_s$  mesons, which is governed by the  $b \rightarrow c\bar{c}s$  transition. The first measurement of this quantity in 2012 and several follow-up measurements are in perfect agreement with the HQE prediction and exclude thus huge violations of quark hadron duality, see [136] and the discussion below.

## 7.8 Status of lifetime predictions

In this final section we update several of the lifetime predictions and compare them with the most recent data, obtained many times at the LHC experiments.

### 7.8.1 $B$ -meson lifetimes

The most recent theory expressions for  $\tau(B^+)/\tau(B_s)$  and  $\tau(B_s)/\tau(B_d)$  are given in [191] (based on the calculations in [89, 137, 138, 125]). For the charged  $B$ -meson we get the updated relation (including  $\alpha_s$ -corrections and  $1/m_b$ -corrections)

$$\begin{aligned} \frac{\tau(B^+)^{\text{HQE 2014}}}{\tau(B_d)} &= 1 + 0.03 \left( \frac{f_{B_d}}{190.5 \text{ MeV}} \right)^2 [(1.0 \pm 0.2)B_1 + (0.1 \pm 0.1)B_2 \\ &\quad - (17.8 \pm 0.9)\epsilon_1 + (3.9 \pm 0.2)\epsilon_2 - 0.26] \\ &= 1.04_{-0.01}^{+0.05} \pm 0.02 \pm 0.01. \end{aligned} \quad (255)$$

Here we have used the lattice values for the bag parameters from [125]. Using all the available values for the bag parameters in the literature, see [24], the central value of our prediction for  $\tau(B^+)/\tau(B_d)$  varies between 1.03 and 1.09. This is indicated by the first asymmetric error and clearly shows the urgent need for more profound calculations of these non-perturbative parameters. The second error in Eq.(255) stems from varying the matrix elements of [125] in their allowed range and the third error comes from the renormalisation scale dependence as well as the dependence on  $m_b$ .

Next we update also the prediction for the  $B_s$ -lifetime given in [191], by

including also  $1/m_b^2$ -corrections discussed in Eq.(220).

$$\begin{aligned} \frac{\tau(B_s)}{\tau(B_d)}^{\text{HQE2014}} &= 1.003 + 0.001 \left( \frac{f_{B_s}}{231 \text{ MeV}} \right)^2 [(0.77 \pm 0.10)B_1 + (1.0 \pm 0.13)B_2 \\ &\quad + (36 \pm 5)\epsilon_1 + (51 \pm 7)\epsilon_2] \\ &= 1.001 \pm 0.002. \end{aligned} \tag{256}$$

The values in Eq.(255) and Eq.(256) differ slightly from the ones in [191], because we have used updated lattice values for the decay constants<sup>23</sup> and we included the SU(3)-breaking of the  $1/m_b^2$ -correction - see Eq.(220) - for the  $B_s$ -lifetime, which was previously neglected. Comparing these predictions with the measurements given in Eq.(2.1), we find a perfect agreement for the  $B_s$ -lifetime, leaving thus only a little space for, e.g., hidden new  $B_s$ -decay channels, following, e.g., [139, 140]. There is a slight tension in  $\tau(B^+)/\tau(B_d)$ , which, however, could solely be due to the unknown values of the hadronic matrix elements. A value of, e.g.,  $\epsilon_1 = -0.092$  - and leaving everything else at the values given in Eq.(246) - would perfectly match the current experimental average from Eq.(2.1).

The most recent experimental numbers for these lifetime ratios have been updated by the LHCb Collaboration in 2014 [141].

### 7.8.2 $b$ -baryon lifetimes

There was a long standing puzzle related to the lifetime of  $\Lambda_b$ -baryon. Old measurements hinted towards a value that was considerably smaller than the  $B_d$  lifetime. Recent measurements, in particular from the experiments at Tevatron and the LHC, haven proven, however, that the  $\Lambda_b$ -lifetime is comparable to the one of the  $B_d$ -meson. The current HFAG average given in Eq.(2.1) clearly rules out now the old small values of the  $\Lambda_b$ -lifetime. Updating the NLO-calculation from the Rome group [142] and including  $1/m_b$ -corrections from [138] we get for the current HQE prediction

$$\begin{aligned} \frac{\tau(\Lambda_b)}{\tau(B_d)}^{\text{HQE2014}} &= 1 - (0.8 \pm 0.5)\% \frac{1}{m_b^2} - (4.2 \pm 3.3)\% \frac{\Lambda_b}{m_b^3} - (0.0 \pm 0.5)\% \frac{B_d}{m_b^3} - (1.6 \pm 1.2)\% \frac{1}{m_b^4} \\ &= 0.935 \pm 0.054, \end{aligned} \tag{257}$$

---

<sup>23</sup>We have used  $f_{B_s} = 227.7 \text{ MeV}$  [123].



where we have split up the corrections coming from the  $1/m_b^2$ -corrections discussed in Eq.(220), the  $1/m_b^3$ -corrections coming from the  $\Lambda_b$ -matrix elements, the  $1/m_b^3$ -corrections coming from the  $B_d$ -matrix elements and finally  $1/m_b^4$ -corrections studied in [138]. The origin of these numerical values is discussed in detail in [24]. All in all, now the new measurements of the  $\Lambda_b$ -lifetime are in nice agreement with the HQE result. This is now a very strong confirmation of the validity of the HQE and this makes also the motivation of many of the studies trying to explain the  $\Lambda_b$ -lifetime puzzle, e.g., [143, 144, 145], invalid.

In [89] it was shown that the lifetime ratio of the  $\Xi_b$ -baryons can be in principle be determined quite precisely, because here the above mentioned problems with penguin contractions do not arise. Unfortunately there exists no non-perturbative determination of the matrix elements for  $\Xi_b$ -baryons. So, we are left with the possibility of assuming that the matrix elements for  $\Xi_b$  are equal to the ones of  $\Lambda_b$ . In that case we can give a rough estimate for the expected lifetime ratio. In order to get rid of unwanted  $s \rightarrow u$ -transitions we define (following [89])

$$\frac{1}{\bar{\tau}(\Xi_b)} = \bar{\Gamma}(\Xi_b) = \Gamma(\Xi_b) - \Gamma(\Xi_b \rightarrow \Lambda_b + X). \quad (258)$$

For a numerical estimate we again scan over all the results for the  $\Lambda_b$ -matrix elements. Using also recent values for the remaining input parameters we obtain

$$\frac{\bar{\tau}(\Xi_b^0)^{\text{HQE 2014}}}{\bar{\tau}(\Xi_b^+)} = 0.95 \pm 0.04 \pm 0.01 \pm ???, \quad (259)$$

where the first error comes from the range of the values used for  $r$ , the second denotes the remaining parametric uncertainty and ??? stands for some unknown systematic errors, which comes from the approximation of the  $\Xi_b$ -matrix elements by the  $\Lambda_b$ -matrix elements. We expect the size of these unknown systematic uncertainties not to exceed the error stemming from  $r$ , thus leading to an estimated overall error of about  $\pm 0.06$ . As soon as  $\Xi_b$ -matrix elements are available the ratio in Eq.(259) can be determine more precisely than  $\tau(\Lambda_b)/\tau(B_d)$ .

If we further approximate  $\bar{\tau}(\Xi_b^0) = \tau(\Lambda_b)$  - here similar cancellations are expected to arise as in  $\tau_{B_s}/\tau_{B_d}$  - , then we arrive at the following prediction

$$\frac{\tau(\Lambda_b)^{\text{HQE 2014}}}{\bar{\tau}(\Xi_b^+)} = 0.95 \pm 0.06. \quad (260)$$

From the new measurements of the LHCb Collaboration [146, 147] (see also the CDF update [148]), we deduce

$$\frac{\tau(\Xi_b^0)^{\text{LHCb 2014}}}{\tau(\Xi_b^+)} = 0.92 \pm 0.03, \quad (261)$$

$$\frac{\tau(\Xi_b^0)^{\text{LHCb 2014}}}{\tau(\Lambda_b)} = 1.006 \pm 0.021, \quad (262)$$

$$\frac{\tau(\Lambda_b)^{\text{LHCb 2014}}}{\tau(\Xi_b^+)} = 0.918 \pm 0.028, \quad (263)$$

which is in perfect agreement with the predictions above in Eq.(259) and Eq.(260), within the current uncertainties.

### 7.8.3 *D*-meson lifetimes

In [122] the NLO-QCD corrections for the *D*-meson lifetimes were completed. Including  $1/m_c$ -corrections as well as some assumptions about the hadronic matrix elements one obtains

$$\frac{\tau(D^+)^{\text{HQE 2013}}}{\tau(D^0)} = 2.2 \pm 0.4^{\text{(hadronic)}+0.03(\text{scale})}_{-0.07}, \quad (264)$$

$$\frac{\tau(D_s^+)^{\text{HQE 2013}}}{\tau(D^0)} = 1.19 \pm 0.12^{\text{(hadronic)}+0.04(\text{scale})}_{-0.04}, \quad (265)$$

being very close to the experimental values shown in the beginning of this lecture. Therefore this result seems to indicate that one might apply the HQE also to lifetimes of *D*-mesons, but definite conclusions cannot be drawn without a reliable non-perturbative determination of the hadronic matrix elements, which is currently missing.

## 7.9 Exercises

Calculate the leading weak annihilation contribution to the decay of a  $B_s$  meson.

Calculate the subleading (order  $1/m_b$ ) weak annihilation contributions to the decay of a  $B_s$  meson.

## 8 Mixing in Particle Physics

### 8.1 Overview

Mixing occurs at several stages within the standard model of particle physics. One example we discussed already in the derivation of the CKM matrix. Mixing simply describes the fact that states of particles, which have fixed quantum numbers are in general not the mass eigenstates. Some examples for mixing are:

1. **Quarks:**

Creating quark masses with the Yukawa interaction one observes the possibility that in general the mass matrices might not be diagonal, i.e. the flavour eigenstates - defined by their interactions - differ from the mass eigenstates. Diagonalising the mass matrix one finds the Cabibbo-Kobayashi-Maskawa (CKM) matrix [14, 15] in the weak charged interaction. If in the beginning the mass eigenstates are not identical to the flavour eigenstates, then the CKM matrix might have non-diagonal entries. This possibility has now been firmly established by experiment and Kobayashi and Maskawa received 2008 for their findings the Nobel Prize of physics.

2. **Leptons:**

In analogy to the quark sector one can introduce a lepton mixing matrix, the so-called Pontecorvo-Maki-Nakagawa-Sakata (PMNS) matrix [149], which connects the flavour and mass eigenstates.

3. **Elektroweak gauge bosons:**

Starting with the eigenstates  $W_1, W_2, W_3$  and  $B$  of the  $SU(2)_L \times U(1)_Y$  gauge symmetry one finds that these states differ from the corresponding mass eigenstates  $W^+, W^-, Z^0$  and  $A$  [26]. Glashow, Salam and Weinberg received 1979 the Nobel Prize of physics for the construction of the standard model.

4. **Neutrino oscillations:**

Since neutrinos exist as free particles - in contrast to quarks - their oscillations can be observed as a kind of macroscopic quantum effect. The first hint for oscillations was found in solar neutrinos:

For many years considerably less neutrinos were observed [150] from the

sun than expected [151]. As one solution it was suggested that the weak eigenstates of the neutrinos, which are produced in the sun differ from the mass eigenstates that propagate on their way to the earth (Neutrino oscillations were suggested by Bruno Pontecorvo [152, 153, 154]). Davis and Koshiba received 2002 the Nobel Prize of physics for the verification of neutrino oscillations.

## 5. Neutral Mesons:

Mixing was observed as a macroscopic quantum effect in the study of neutral mesons, in particular

1955  $K^0$ -system: Mixing in the neutral  $K$ -system was theoretically developed in 1955 by Gell-Mann and Pais [155]. Based on that framework the phenomenon of *regeneration* was predicted in the same year by Pais and Piccioni [156]. Experimentally regeneration was confirmed in 1960 [157]. A huge lifetime difference between the two neutral  $K$ -mesons was established already in 1956 [158].

1986  $B_d$ -system: Mixing in the  $B_d$ -system was found 1986 by UA1 at CERN [159] (UA1 attributed the result however to  $B_s$  mixing) and 1987 by ARGUS at DESY[160]. The large result for the mass difference  $\Delta M_d$  can be seen as the first clear hint for an (at that time) unexpected large value of the top quark mass[161]<sup>24</sup>. In the meantime  $\Delta M_d$  was also measured by BaBar, Belle and LHCb, with the most precise value stemming from LHCb.

For the decay rate difference currently only upper bounds are available from ATLAS, BaBar, Belle and LHCb, see [11] for the most recent and most precise bound.

2006/12  $B_s$ -system: The large mass difference in the  $B_s$ -system was established by the CDF collaboration at TeVatron [163], the most precise value stems from LHCb.

In 2012 the LHCb Collaboration presented at Moriond for the first time a non-vanishing value of the decay rate difference in the  $B_s$ -system [164]. In the meantime this quantity is quite precisely known from measurements of LHCb, ATLAS, CMS, D0 and CDF.

---

<sup>24</sup>To avoid a very large value of the top quark mass, also different new physics scenarios were investigated, in particular a scenario with a heavy fourth generation of fermions and a top quark mass of the order of 50 GeV, see e.g. [162].

2007/12  $D^0$ -system: Here we had several experimental evidences (BaBar, Belle, Cleo, CDF, E791, E831) for values of  $\Delta\Gamma/\Gamma$  and  $\Delta M/\Gamma$  at the per cent level, but the first single measurement with a statistical significance of more than five standard deviations was done only in 2012 by the LHCb Collaboration [165].

Here we do not consider the neutral pion, which is its own anti particle and we also do not consider excited states of these mesons, because they decay too fast (due to the strong interaction) for mixing to occur. The mesons denoted by  $K^0$ ,  $D^0$ ,  $B_d^0$  and  $B_s^0$  are defined by their quark content, therefore they are called flavour eigenstates. Due to the weak interaction transitions between the flavour eigenstates of the neutral mesons and their antiparticles are possible. Now again the mass eigenstates differ from the flavour eigenstates. Mixing leads to mass differences of the neutral mesons with macroscopic oscillations lengths, so we have here a real macroscopic quantum effect.

Below we discuss the latter three examples a little more in detail.

## 8.2 Weak gauge bosons

The relation between the interaction eigenstates  $W_1, W_2, W_3$  - from  $SU(2)_L$  and  $B$  from  $U(1)_Y$  and the mass eigenstates  $W^+, W^-, Z^0$  (intermediate vector bosons) and  $A$  (photon) is given by

$$\begin{pmatrix} W^+ \\ W^- \end{pmatrix} = \begin{pmatrix} \frac{1}{\sqrt{2}} & \frac{i}{\sqrt{2}} \\ \frac{1}{\sqrt{2}} & -\frac{i}{\sqrt{2}} \end{pmatrix} \begin{pmatrix} W^1 \\ W^2 \end{pmatrix}, \quad (266)$$

$$\begin{pmatrix} A^\mu \\ Z^\mu \end{pmatrix} = \begin{pmatrix} \cos \theta_w & \sin \theta_w \\ -\sin \theta_w & \cos \theta_w \end{pmatrix} \begin{pmatrix} B^\mu \\ W^{3\mu} \end{pmatrix}, \quad (267)$$

with the Weinberg angle  $\theta_w$ , which was introduced by Glashow in 1961 ( $w = \text{weak}$ ). The numerical value of the Weinberg angle is an important observable of the standard model. It can be measured very precisely and also be calculated very precisely, thus providing a stringent consistency check of the model. The actual value of the Weinberg angle depends on the concrete renormalisation procedure used. In the  $\overline{MS}$  scheme one finds [9]:

$$\sin^2(\theta_w) = 0.2312 \pm 0.0001 \Rightarrow \sin(\theta_w) \approx 0.48 \Rightarrow \theta_w \approx 0.50 \approx 28.7^\circ \quad (268)$$

### 8.3 Neutrino oscillations

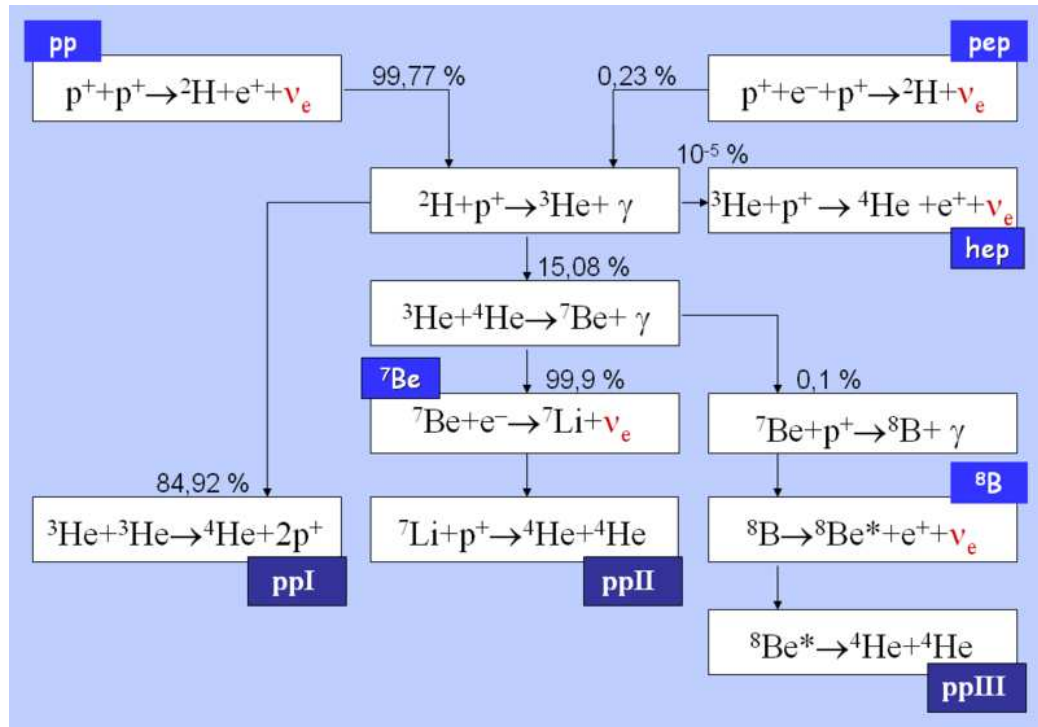
We explain the concept of neutrino oscillations with the example of solar neutrinos:

#### Production in the sun:

Neutrinos are produced in the sun by the weak interaction.



In more detail the production mechanism looks like



Thus the fundamental production process is an inverse  $\beta$ -decay:  $p \rightarrow n + e^+ + \nu_e$  or on quark level  $u \rightarrow d + e^+ + \nu_e$ . The corresponding Feynman diagram reads

Feynman diagram

The produced neutrino, we denote it by  $\nu_e$  is defined by its coupling (together

with the positron) to the force carrier of the weak interaction, the  $W^+$  boson. Hence we call  $\nu_e$  the weak (interaction) eigenstate. Naively we would expect that  $\nu_e$  has also a definite mass, but quantum mechanics allows that the basis of weak eigenstates ( $\nu_e, \nu_\mu, \nu_\tau$ ) differs from the basis of mass eigenstates, which we denote by  $\nu_1, \nu_2$  and  $\nu_3$ . Such a difference results in an interesting effect, that we will derive below.

Propagation:

For simplicity we explain only the mixing of two neutrino flavours. The general relation (quantum mechanical basis transformation) between weak and mass eigenstates reads

$$\begin{pmatrix} \nu_e \\ \nu_\mu \end{pmatrix} = \begin{pmatrix} \cos \theta & \sin \theta \\ -\sin \theta & \cos \theta \end{pmatrix} \begin{pmatrix} \nu_1 \\ \nu_2 \end{pmatrix}. \quad (270)$$

The electron neutrino which was produced as a weak eigenstate is a linear combination of the mass eigenstates  $\nu_1$  and  $\nu_2$ .

$$\nu_e = \cos \theta \cdot \nu_1 + \sin \theta \cdot \nu_2. \quad (271)$$

In the vacuum these two eigenstates will propagate with the corresponding masses  $m_1$  and  $m_2$ .

$$\nu_1(t) = \nu_1(0) \cdot e^{im_1 t}, \quad (272)$$

$$\nu_2(t) = \nu_2(0) \cdot e^{im_2 t}. \quad (273)$$

Due to their different wavelength the relative composition of the original electron neutrino in terms of  $\nu_1$  and  $\nu_2$  will change over time.

$$\nu_e(t) = \cos \theta \cdot \nu_1(t) + \sin \theta \cdot \nu_2(t) \quad (274)$$

$$= \cos \theta \cdot \nu_1(0) \cdot e^{iE(m_1)t} + \sin \theta \cdot \nu_2(0) \cdot e^{iE(m_2)t}. \quad (275)$$

This can again be expressed in terms of  $\nu_e$  and  $\nu_\mu$ .

$$\begin{pmatrix} \nu_1 \\ \nu_2 \end{pmatrix} = \begin{pmatrix} \cos \theta & -\sin \theta \\ \sin \theta & \cos \theta \end{pmatrix} \begin{pmatrix} \nu_e \\ \nu_\mu \end{pmatrix} \quad (276)$$

and one obtains

$$\begin{aligned} \nu_e(t) &= \cos \theta (\cos \theta \cdot \nu_e(0) - \sin \theta \cdot \nu_\mu(0)) e^{iE(m_1)t} \\ &\quad + \sin \theta (\sin \theta \cdot \nu_e(0) + \cos \theta \cdot \nu_\mu(0)) e^{iE(m_2)t} \end{aligned} \quad (277)$$

$$\begin{aligned} &= (\cos^2 \theta \cdot e^{iE(m_1)t} + \sin^2 \theta \cdot e^{iE(m_2)t}) \nu_e(0) \\ &\quad + \cos \theta \sin \theta (e^{iE(m_2)t} - e^{iE(m_1)t}) \nu_\mu(0). \end{aligned} \quad (278)$$

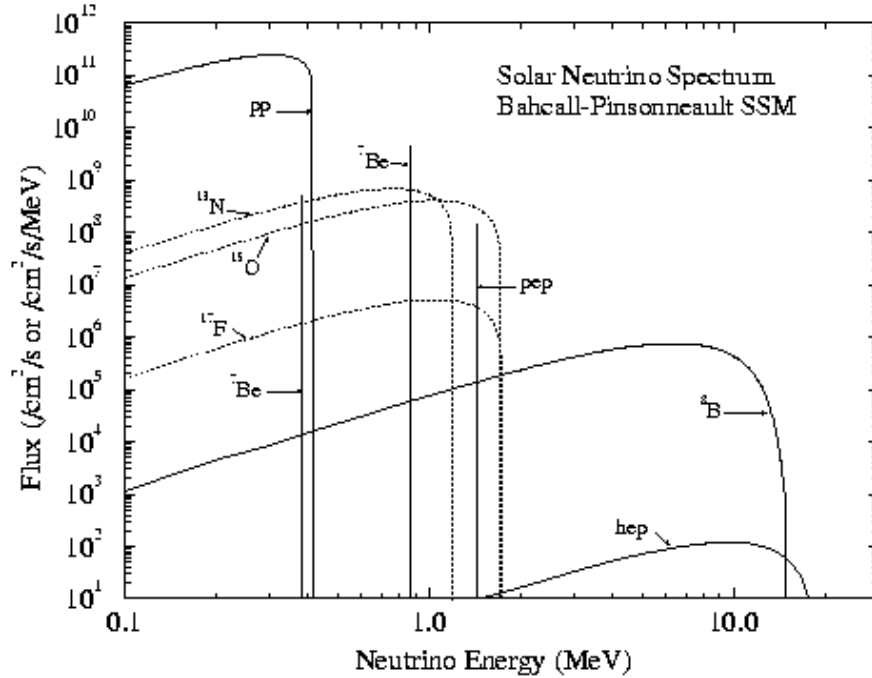


From this formula one can read off, that the electron neutrino can oscillate in a muon neutrino, **if**  $m_1 \neq m_2$  **and**  $\theta \neq 0$ .

The probability for the change of a flavour  $a$  to a flavour  $b$  is given by

$$\begin{aligned}
 P(\nu_a \rightarrow \nu_b) &= |\langle \nu_a(t) | \nu_b(0) \rangle|^2 \\
 &= |\cos \theta \sin \theta (e^{iE(m_2)t} - e^{iE(m_1)t})|^2 \\
 &= \frac{1}{2} \sin^2 2\theta \{1 - \cos [E(m_1) - E(m_2)] t\} \\
 &= \dots \\
 &= \sin^2(2\theta) \cdot \sin^2 \left( \frac{m_2^2 - m_1^2}{4} \frac{L}{E} \right) .
 \end{aligned} \tag{279}$$

The energy  $E$  of the neutrinos depends on the creation process.



$L$  corresponds to the distance between creation and detection, which is more or less the distance of the sun and the earth. The remaining two parameters of the mixing formulae are

- **Mixing angle  $\theta$**

In the lepton sector we have an analogue of the CKM matrix - the

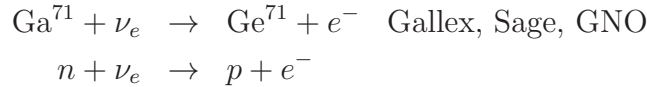
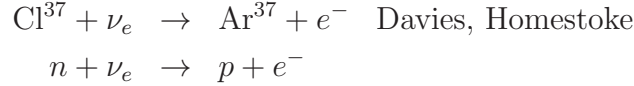
Pontecorvo-Maki-Nakagawa-Sakata matrix (PMNS). Its entries are determined by the results of different neutrino oscillation experiments.

- **Difference of squared masses**  $m_2^2 - m_1^2$

The neutrino mass is a fundamental parameter of nature, it also can have cosmological consequences.

Detection on the earth:

The detection of the neutrino also proceeds via the weak interaction, i.e. the detection is only sensitive to the weak eigenstate. Any charged reaction that involves a electron can only detect a solar electron neutrino, but not a muon neutrino (compare tagging). Such experiments were e.g.



The result was that always too few electron neutrinos were found. This was the so-called solar neutrino problem.

The SNO experiment had different detection channels: one channel that was also only sensitive to electron neutrino - here they found too few event, but also channels that were sensitive to all three neutrino flavours (neutral current) - here they found the expected number of neutrinos.

Proof of neutrino oscillations!

Current data

Our current (PDG 2014) knowledge about neutrino mixing can be summarised as [9]

$$\Delta m_{sun}^2 \approx 7.54 \pm 0.24 \cdot 10^{-5} eV^2 \quad (280)$$

$$\Delta m_{atm}^2 \approx 2.43 \pm 0.06 \cdot 10^{-3} eV^2 \quad (281)$$

$$\sin^2 \theta_{12} \approx 0.308 \pm 0.017 \Rightarrow \theta_{12} = 33.7^\circ \quad (282)$$

$$\sin^2 \theta_{23} \approx 0.455 \pm 0.035 \Rightarrow \theta_{23} = 42.4^\circ \quad (283)$$

$$\sin^2 \theta_{13} \approx 0.0234 \pm 0.0020 \Rightarrow \theta_{13} = 8.8^\circ \quad (284)$$

## 9 Mixing of neutral mesons

### 9.1 General Introduction

We discuss here mostly the case of  $B_d$  mesons; changes in formulae in order to describe  $B_s$  mesons or  $D^0$  mesons, should be obvious. Whenever there are fundamental differences arising, we will discuss the different systems separately.

Neutral mesons like  $B_d^0$  and their anti particles  $\bar{B}_d^0$  form a two state system, which can be described with a Schrödinger like equation

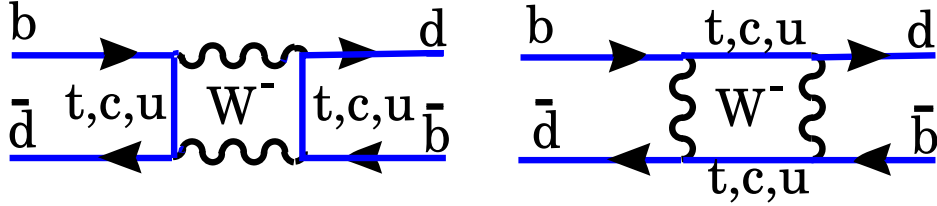
$$i\hbar \frac{\partial}{\partial t} \begin{pmatrix} B_d^0 \\ \bar{B}_d^0 \end{pmatrix} = \hat{H} \begin{pmatrix} B_d^0 \\ \bar{B}_d^0 \end{pmatrix} = \begin{pmatrix} M_{11}^d - \frac{i}{2}\Gamma_{11}^d & 0 \\ 0 & M_{22}^d - \frac{i}{2}\Gamma_{22}^d \end{pmatrix} \begin{pmatrix} B_d^0 \\ \bar{B}_d^0 \end{pmatrix}. \quad (285)$$

This is equivalent to the following time evolution of B mesons:

$$\Rightarrow B_i(t) = e^{\frac{1}{i\hbar}(M_{ii}^d - \frac{i}{2}\Gamma_{ii}^d)t} = e^{\frac{1}{i\hbar}M_{ii}^d t} e^{-\frac{1}{2\hbar}\Gamma_{ii}^d t}. \quad (286)$$

- $M_{11}^d(M_{22}^d)$  is the mass of the  $B_d^0(\bar{B}_d^0)$ -meson.
- $\Gamma_{11}^d(\Gamma_{22}^d)$  is the decay rate of the  $B_d^0(\bar{B}_d^0)$ -meson.
- CPT invariance implies  $M_{11}^d = M_{22}^d$  and  $\Gamma_{11}^d = \Gamma_{22}^d$ .

Due to the weak interaction, however, transitions of a  $B_d^0$ -meson to a  $\bar{B}_d^0$  (and vice versa) are possible via the so-called **box diagrams**.



The box diagrams lead to off-diagonal terms in the Hamiltonian

$$\hat{H} = \begin{pmatrix} M_{11}^d - \frac{i}{2}\Gamma_{11}^d & M_{12}^d - \frac{i}{2}\Gamma_{12}^d \\ M_{21}^d - \frac{i}{2}\Gamma_{21}^d & M_{22}^d - \frac{i}{2}\Gamma_{22}^d \end{pmatrix}.$$

$\Gamma_{12}^d$  corresponds to intermediate on-shell states, like  $(c\bar{c})$ , while  $M_{12}^d$  corresponds to virtual intermediate, i.e. off-shell states. Therefore the top quark

as well as other hypothetical new physics particles contribute only to  $M_{12}^d$ . Thus we are left with non-diagonal mass matrices and decay rate matrices. A non-diagonal mass matrix means simply that the flavour eigenstates of the mesons are not mass eigenstates.

CPT invariance implies again  $M_{11}^d = M_{22}^d$  and  $\Gamma_{11}^d = \Gamma_{22}^d$  and hermiticity gives  $M_{21}^d = (M_{12}^d)^*$  and  $\Gamma_{21}^d = (\Gamma_{12}^d)^*$ .

In order to obtain meson states we simply have to diagonalise  $H$  and we get then new eigenstates, which we denote by the index H=Heavy and L=Light.

$$\begin{aligned} B_{d,H} &= pB_d^0 - q\bar{B}_d^0, \\ B_{d,L} &= pB_d^0 + q\bar{B}_d^0, \end{aligned} \quad (287)$$

with  $p = p(M_{12}^d, \Gamma_{12}^d)$  and  $q = q(M_{12}^d, \Gamma_{12}^d)$ . The new eigenstates  $B_{d,H}$  and  $B_{d,L}$  have now definite masses  $M_H^d, M_L^d$  and definite decay rates  $\Gamma_H$  and  $\Gamma_L$ . By diagonalisation one gets the following observables

$$\begin{aligned} \Delta\Gamma_d &= \Gamma_L^d - \Gamma_H^d = \Delta\Gamma_d(M_{12}^d, \Gamma_{12}^d), \\ \Delta M_d &= M_H^d - M_L^d = \Delta M_d(M_{12}^d, \Gamma_{12}^d), \end{aligned} \quad (288)$$

where the following relations hold exactly

$$(\Delta M_d)^2 - \frac{1}{4}(\Delta\Gamma_d)^2 = 4|M_{12}^d|^2 - |\Gamma_{12}^d|^2, \quad (289)$$

$$\Delta M_d \cdot \Delta\Gamma_d = -4\text{Re}(M_{12}^d \Gamma_{12}^{d*}), \quad (290)$$

$$\frac{q}{p} = -\frac{\Delta M_d + \frac{i}{2}\Delta\Gamma_d}{2M_{12}^d - i\Gamma_{12}^d}. \quad (291)$$

Solving for the mass and decay rate difference we get

$$\begin{aligned} 2\Delta M_d^2 &= \sqrt{\left(4|M_{12}^d|^2 - |\Gamma_{12}^d|^2\right)^2 + 16|M_{12}^d|^2|\Gamma_{12}^d|^2 \cos^2 \phi_{12}^d} + 4|M_{12}^d|^2 - |\Gamma_{12}^d|^2 \\ \frac{1}{2}\Delta\Gamma_d^2 &= \sqrt{\left(4|M_{12}^d|^2 - |\Gamma_{12}^d|^2\right)^2 + 16|M_{12}^d|^2|\Gamma_{12}^d|^2 \cos^2 \phi_{12}^d} - 4|M_{12}^d|^2 + |\Gamma_{12}^d|^2 \end{aligned} \quad (292)$$

with  $\phi_{12}^d = \arg(-M_{12}^d/\Gamma_{12}^d)$ .<sup>25</sup> So in general we have to know both  $M_{12}$  and  $\Gamma_{12}$  in order to determine either the decay rate difference or the mass

---

<sup>25</sup>With  $M_{12}^q = |M_{12}^q|e^{i\phi_{M^q}}$  and  $\Gamma_{12}^q = |\Gamma_{12}^q|e^{i\phi_{\Gamma^q}}$  we get  $\phi_{12}^q = \pi + \phi_{M^q} - \phi_{\Gamma^q}$ .

difference. We will see, however, that in the B-system  $\Delta M$  is given to a good approximation by  $M_{12}$  alone, while we can derive some helpful bounds for the  $D$  system.

Now we can derive in the same way as we did for the neutrino the time evolution of the  $B$  mesons. For the mass eigenstates the time evolution is trivial

$$|B_{d,H/L}(t)\rangle = e^{-(iM_{H/L}^d + \Gamma_{H/L}^d/2)t} |B_{d,H/L}(0)\rangle . \quad (293)$$

For the flavour eigenstates it reads

$$|B_d^0(t)\rangle = g_+(t)|B_d^0\rangle + \frac{q}{p}g_-(t)|\bar{B}_d^0\rangle , \quad (294)$$

$$|\bar{B}_d^0(t)\rangle = \frac{p}{q}g_-(t)|B_d^0\rangle + g_+(t)|\bar{B}_d^0\rangle , \quad (295)$$

with the coefficients

$$g_+(t) = e^{-iM_{B_d^0}^d t} e^{-\Gamma_d/2t} \left[ \cosh \frac{\Delta\Gamma_d t}{4} \cos \frac{\Delta M_d t}{2} - i \sinh \frac{\Delta\Gamma_d t}{4} \sin \frac{\Delta M_d t}{2} \right] , \quad (296)$$

$$g_-(t) = e^{-iM_{B_d^0}^d t} e^{-\Gamma_d/2t} \left[ -\sinh \frac{\Delta\Gamma_d t}{4} \cos \frac{\Delta M_d t}{2} + i \cosh \frac{\Delta\Gamma_d t}{4} \sin \frac{\Delta M_d t}{2} \right] . \quad (297)$$

Here we used the averaged masses  $M_{B_d^0}$  and decay rates  $\Gamma$ :

$$M_{B_d^0} = \frac{M_H^d + M_L^d}{2}, \quad \Gamma_d = \frac{\Gamma_H^d + \Gamma_L^d}{2}. \quad (298)$$

$g_+(t)$  and  $g_-(t)$  give directly the probability for mixing and non-mixing:

$$|\langle B_d^0 | B_d^0(t) \rangle|^2 = |g_+(t)|^2 = |\langle \bar{B}_d^0 | \bar{B}_d^0(t) \rangle|^2 , \quad (299)$$

$$|\langle \bar{B}_d^0 | B_d^0(t) \rangle|^2 = \left| \frac{q}{p} \right|^2 |g_-(t)|^2 . \quad (300)$$

The arguments of the trigonometric and hyperbolic functions can be rewritten as

$$\frac{\Delta M_d \cdot t}{2} = \frac{1}{2} x(B_d^0) \frac{t}{\tau(B_d^0)} \quad \text{with } x(B_d^0) := \frac{\Delta M_d}{\Gamma_d} \quad (301)$$

$$\frac{\Delta\Gamma_d \cdot t}{4} = \frac{1}{2} y(B_d^0) \frac{t}{\tau(B_d^0)} \quad \text{with } y(B_d^0) := \frac{\Delta\Gamma_d}{2\Gamma_d} , \quad (302)$$

where the lifetime  $\tau(B_d^0)$  is related to the total decay rate  $\Gamma_d$  via  $\tau(B_d^0) = 1/\Gamma_d$ . The oscillation length of the trigonometric functions can be determined via

$$\frac{\Delta M_d \cdot t}{2} = \pi \Rightarrow t = \frac{2\pi}{\Delta M_d} \quad (303)$$

$$\Rightarrow x = vt' = \beta\gamma ct = \beta\gamma \frac{2\pi c}{\Delta M_d}. \quad (304)$$

## 9.2 Experimental results for the different mixing systems:

After huge experimental efforts, that are still going on, the following values for the mixing parameters were obtained

	$K^0$	$D^0$	$B_d$	$B_s$
$\Delta M$ in $\text{ps}^{-1}$	$5.293(9) \cdot 10^{-3b}$	$0.0095^c$	$0.5065(19)^a$	$17.757(21)^a$
$\Delta M$ in eV	$3.484(6) \cdot 10^{-6b}$	$6.3 \cdot 10^{-6c}$	$3.3 \cdot 10^{-4c}$	$0.012^c$
$x = \frac{\Delta M}{\Gamma}$	$0.95^c$	$0.0039^{+0.0011^a}_{-0.0012}$	$0.77^c$	$26.8^c$
$\frac{2\pi c}{\Delta M}$ in mm	$360^c \beta\gamma$	$198^c \beta\gamma$	$3.7^c \beta\gamma$	$0.11^c \beta\gamma$
$\Delta\Gamma$ in $\text{ps}^{-1}$	$0.01^c$	$0.0317^c$	$0.0007(66)^c$	$0.090(5)^a$
$\frac{\Delta\Gamma}{\Gamma}$	$1.99^c$	$0.013^c$	$0.001(10)^a$	$0.135(8)^a$
$y = \frac{\Delta\Gamma}{2\Gamma}$	$1.00^c$	$0.00651^{+0.00063^a}_{-0.00069}$	$0.0005(50)^c$	$0.07^c$
$\frac{2\pi c}{\Delta\Gamma}$ in mm	$170^c \beta\gamma$	$59^c \beta\gamma$	$> 285^c \beta\gamma$	$20.9 \beta\gamma$
$\Delta\Gamma/\Delta M$	$2.1^c$	$3.34^c$	$0.001(13)^c$	$0.00507^c$

<sup>a</sup>: HFAG: May 2020; <sup>b</sup>: PDG: May 2020; <sup>c</sup>: derived by myself, no (precise) error estimate.

### Exercise:

Update the above table with the following new inputs from HFAG 2021

$$\Delta M_d = 0.xxx \pm 0.xxx \text{ ps}^{-1}, \quad (305)$$

$$\Delta\Gamma_s = 0.xxx \pm 0.xxx \text{ ps}^{-1}, \quad (306)$$

$$x_D = 0.xx \pm 0.xx\%, \quad (307)$$

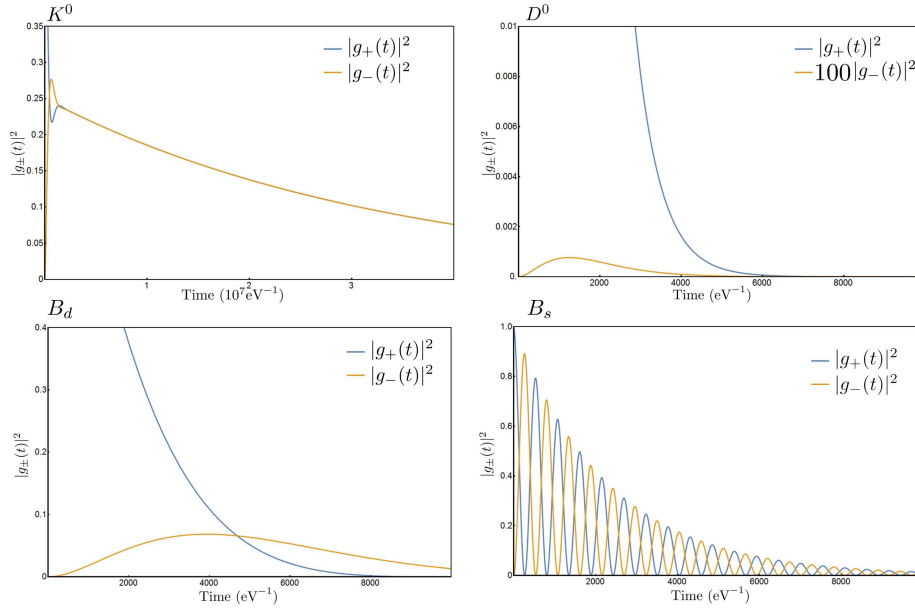
$$y_D = 0.xx^{+0.xx\%}_{-0.xx\%}. \quad (308)$$

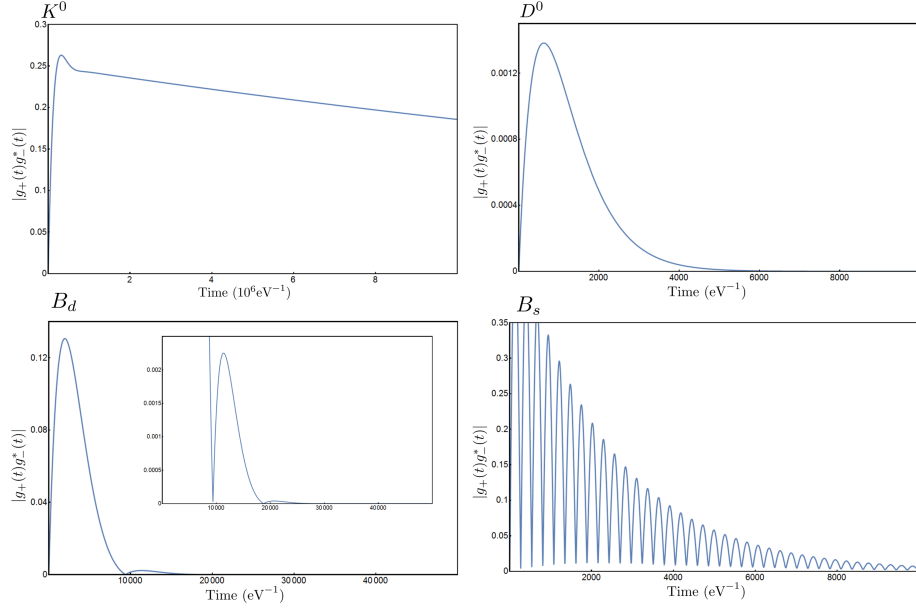
At this stage some comments are in order:

1. The kaon system is special, because kaons can decay hadronically only into 2 pions or 3 pions and there is a huge phase space difference for

these final states. The physical kaon states are almost CP eigenstates and the 2 pion and the the 3 pion final state differs in the CP quantum number. Therefore  $K_L$  has only a very small phase space - and therefore lives much longer - compared to  $K_S$ .

2. For all other neutral mesons there is plenty of phase space for final states with different CP quantum numbers. Nevertheless we have e.g. in  $x$  a large range a values. Where does the ratio  $x_{B_s^0}/x_{D^0} \approx 26.8/0.0039 \approx 69 \cdot 10^2$  come from?
3. Having this numerical values at hand, we can now compare time evolution for the different neutral mesons by plotting  $|g_+(t)|^2$ ,  $|g_-(t)|^2$  and  $|g_+(t)g_-(t)|^2$





4. Comparison of the absolute values of the mass differences

	$\Delta M$ in $\text{ps}^{-1}$	$\Delta M$ in $\text{eV}$	$2\pi c/\Delta M$ in $\text{mm}\beta\gamma$
$B_s$	17.8	0.01	0.1
$B_d$	0.51	0.0003	4
$D^0$	0.01	0.000007	200
$K^0$	0.005	0.000003	360

This clearly shows that mixing is a macroscopic quantum effect, the oscillation lengths vary between 0.1 and 360  $\text{mm}\beta\gamma$ .

Where do the large differences in the size of the mixing parameters - a factor of about 3600 - come from?

5. Comparison of the absolute values of the decay rate differences

	$\Delta\Gamma$ in $\text{ps}^{-1}$	$2\pi c/\Delta\Gamma$ in $\text{mm}\beta\gamma$
$B_s$	0.09	20
$D^0$	0.03	60
$K^0$	0.01	170
$B_d$	$< 0.007$	$> 285$

This again shows that mixing is a macroscopic quantum effect, the oscillation lengths vary between 20 and more than 285  $\text{mm}\beta\gamma$ .



The differences in the absolute values are now less pronounced, a factor of more than 10.

6. Comparison of the relative values of the mass differences

	$\Delta M/\Gamma$
$B_s$	27
$K^0$	0.95
$B_d$	0.77
$D^0$	0.0039

Where do the large differences in the size of the mixing parameters - a factor of more than 6900 - come from?

7. Comparison of the relative values of the decay rate differences

	$\Delta\Gamma/\Gamma$
$K^0$	1.99
$B_s$	0.14
$D^0$	0.013
$B_d$	< 0.01

Where do the large differences in the size of the mixing parameters - a factor of about 200 - come from?

8. Comparison of decay rate difference vs. mass difference

	$\Delta\Gamma/\Delta M$
$D^0$	3.34
$K^0$	2.1
$B_d$	< 0.013
$B_s$	0.00507

**Exercise:**

*Produce nice plots for the different systems*

## 9.3 SM predictions for mixing of neutral mesons

### 9.3.1 Observables

We will now solve Eq.(292). In the  $B_q^0$ -system  $\Gamma_{12}^q \ll M_{12}^q$  holds, therefore one can simplify the expressions for  $\Delta\Gamma_q$  and  $\Delta M_q$ . Expanding in the small quantity  $\Gamma_{12}^q/M_{12}^q$  we get very simple relations

$$\Delta M_q = 2|M_{12}^q| \left( 1 - \frac{1}{8} \frac{|\Gamma_{12}^q|^2}{|M_{12}^q|^2} \sin^2 \phi_{12}^q + \dots \right) \quad (309)$$

$$\approx 2|M_{12}^q|, \quad (310)$$

$$\Delta\Gamma_q = 2|\Gamma_{12}^q| \cos \phi_{12}^q \left( 1 + \frac{1}{8} \frac{|\Gamma_{12}^q|^2}{|M_{12}^q|^2} \sin^2 \phi_{12}^q + \dots \right) \quad (311)$$

$$\approx 2|\Gamma_{12}^q| \cos \phi_{12}^q, \quad (312)$$

with the weak mixing phase  $\phi_{12}^q = \arg(-M_{12}^q/\Gamma_{12}^q)$ <sup>26</sup>. Thus for a determination of  $\Delta M_q$  the knowledge of  $M_{12}^q$  is sufficient, while for  $\Delta\Gamma_q$   $\Gamma_{12}^q$  has to be calculated. In the case of  $D$ -mixing  $\Gamma_{12}^q$  and  $M_{12}^q$  are of similar size and we have to use the full expression given in Eq.(292) - but one can derive the following bounds

$$\Delta\Gamma_D \leq 2|\Gamma_{12}^D|, \quad \Delta M_D \leq 2|M_{12}^D|. \quad (313)$$

Diagonalisation of  $\hat{M}^q$  and  $\hat{\Gamma}^q$  gives also

$$\begin{aligned} \frac{q}{p} &= -e^{-i\phi_M} \left[ 1 - \frac{1}{2} \frac{|\Gamma_{12}^q|}{|M_{12}^q|} \sin \phi_{12}^q + \mathcal{O} \left( \frac{|\Gamma_{12}^q|^2}{|M_{12}^q|^2} \right) \right] \\ &= -\frac{V_{tq} V_{tb}^*}{V_{tq}^* V_{tb}} \left[ 1 - \frac{a_{\text{fs}}^q}{2} \right] + \mathcal{O} \left( \frac{|\Gamma_{12}^q|^2}{|M_{12}^q|^2} \right), \end{aligned} \quad (314)$$

with the abbreviation

$$a_{\text{fs}}^q = \frac{|\Gamma_{12}^q|}{|M_{12}^q|} \sin \phi_{12}^q, \quad (315)$$

$a_{\text{fs}}^q$  has a physical interpretation as flavour-specific or semi-leptonic CP asymmetry: A flavour specific decay  $B_q^0 \rightarrow f$  is defined by

- $\bar{B}_q^0 \rightarrow f$  and  $B_q^0 \rightarrow \bar{f}$  are forbidden.
- No direct CP violation arises, i.e.  $|\langle f|B_q^0 \rangle| = |\langle \bar{f}|\bar{B}_q^0 \rangle|$

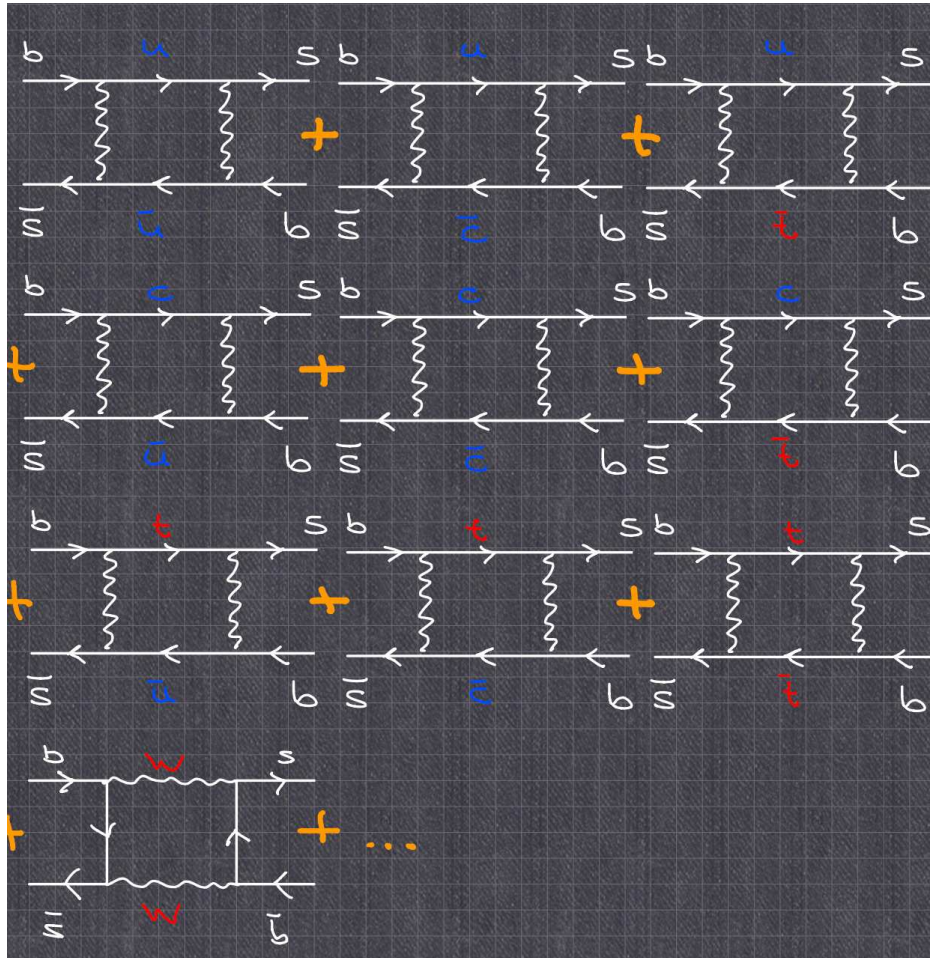
---

<sup>26</sup>There was actually a lot of confusion related to the definition of this phase, see [166].

Example for flavour-specific decays are e.g.  $B_s^0 \rightarrow D_s^- \pi^+$  or  $B_q^0 \rightarrow X l \nu$  - therefore the second name. The asymmetry reads

$$\begin{aligned}
 a_{sl}^q &\equiv a_{fs}^q = \frac{\Gamma(\overline{B}_q(t) \rightarrow f) - \Gamma(B_q(t) \rightarrow \overline{f})}{\Gamma(\overline{B}_q(t) \rightarrow f) + \Gamma(B_q(t) \rightarrow \overline{f})} = \frac{\left|\frac{p}{q}\right|^2 - \left|\frac{q}{p}\right|^2}{\left|\frac{p}{q}\right|^2 + \left|\frac{q}{p}\right|^2} \\
 &= -2 \left( \left| \frac{q}{p} \right| - 1 \right) = \left| \frac{\Gamma_{12}^q}{M_{12}^q} \right| \sin \phi_{12}^q \left( = \text{Im} \frac{\Gamma_{12}^q}{M_{12}^q} = \frac{\Delta \Gamma_q}{\Delta M_q} \tan \phi_{12}^q \right) \quad (316)
 \end{aligned}$$

Remember: mixing stems from box diagrams - here the case of  $B_s$  mesons:



$M_{12}$  is the dispersive part (sensitive to virtual internal particles - i.e. all diagrams above contribute, also the very heavy (=red) ones) and  $\Gamma_{12}$  is the

absorptive part (sensitive to on-shell internal particles - i.e. only light (=blue) particle can contribute) of these box diagrams.

**Exercise:**

*Plot of Box diagrams for  $\Gamma_{12}^q$  and  $M_{12}^q$  for all four systems = 12 diagrams  
Search for all the different conventions for  $\phi_{12}^q$*

**9.3.2 First estimates**

In the following we will explain our theoretical tools to calculate  $\Gamma_{12}^q$  and  $M_{12}^q$ . One big goal of flavor physics is the search for new physics. We have currently some hints for deviations of measurements from the SM predictions. Therefore we really have to make sure that we control the SM predictions, in particular the hadronic effects.

First we look at all the diagrams contributing to  $M_{12}^d$ . For each of the two topologies we get nine contributions

$$\begin{aligned}
 M_{12}^d = & \lambda_u^2 F(u, u) + \lambda_u \lambda_c F(u, c) + \lambda_u \lambda_t F(u, t) + \\
 & \lambda_c \lambda_u F(c, u) + \lambda_c^2 F(c, c) + \lambda_c \lambda_t F(c, t) + \\
 & \lambda_t \lambda_u F(t, u) + \lambda_t \lambda_c F(t, c) + \lambda_t^2 F(t, t)
 \end{aligned}
 \tag{317}$$

with the CKM structures  $\lambda_q = V_{qd}^* V_{qb}$  for  $(q = u, c, t)$  and the loop function  $F(q_1, q_2)$  describing internal  $q_1$  and  $q_2$  quarks. For  $M_{12}$  we take the off-shell part of the loop diagram and for  $\Gamma_{12}$  we take the on-shell quark. For  $B_s$  mixing we have to use instead the CKM structure  $\lambda_q = V_{qs}^* V_{qb}$ . In the case of  $D$  mixing the internal quarks  $(u, c, t)$  are replaced by  $(d, s, b)$  and the CKM factor read  $\lambda_q = V_{cq}^* V_{uq}$  for  $(q = d, s, b)$ .

$D^0$	$B_d$	$B_s$	(318)
$\lambda_d = V_{cd} V_{ud}^* \propto \lambda$	$\lambda_u = V_{ub} V_{ud}^* \propto \lambda^{3.76}$	$\lambda_u = V_{ub} V_{ud}^* \propto \lambda^{4.76}$	
$\lambda_s = V_{cs} V_{us}^* \propto \lambda$	$\lambda_c = V_{cb} V_{cd}^* \propto \lambda^3$	$\lambda_c = V_{cb} V_{cd}^* \propto \lambda^2$	
$\lambda_b = V_{cb} V_{ub}^* \propto \lambda^{5.76}$	$\lambda_t = V_{tb} V_{td}^* \propto \lambda^3$	$\lambda_c = V_{tb} V_{td}^* \propto \lambda^2$	

We see a pronounced hierarchy of the CKM elements for  $D$  and  $B_s$  mixing and a slight one for  $B_d$  mixing. Within the SM we can use the unitarity of the CKM matrix ( $\lambda_u + \lambda_c + \lambda_t = 0 = \lambda_d + \lambda_s + \lambda_b$ ) to eliminate one of the CKM structure and to make use of numerical hierarchies. For the  $B_d$ -system we find

$$M_{12}^d = \lambda_u^2 [F(c, c) - 2F(u, c) + F(u, u)]$$

$$\begin{aligned}
& +2\lambda_u\lambda_t [F(c, c) - F(u, c) + F(u, t) - F(c, t)] \\
& +\lambda_t^2 [F(c, c) - 2F(c, t) + F(t, t)]
\end{aligned} \tag{319}$$

**Remarks:**

1. In the case of  $D$ -mixing Eq.(319) reads

$$\begin{aligned}
M_{12}^d &= \lambda_s^2 [F(s, s) - 2F(d, s) + F(d, d)] \\
& +2\lambda_s\lambda_b [F(s, s) - F(d, s) + F(d, b) - F(d, b)] \\
& +\lambda_b^2 [F(s, s) - 2F(s, b) + F(b, b)]
\end{aligned} \tag{320}$$

2. GIM cancellations [167]: doing the loop calculation one finds

$$F(p, q) = f_0 + f(x_q, x_p), \tag{321}$$

with a constant value  $f_0$  and a mass dependent term  $f(x_q, x_p)$  with  $x_y = m_y^2/M_W^2$ . Thus one finds that  $f_0$  cancels in Eq.(319) due to GIM cancellation - therefore also no renormalisation is necessary. If all internal masses would be equal (or zero),  $M_{12}^q$  would vanish. Looking at the values of quark masses we find

$$x_u = 7.2 \cdot 10^{-10} \quad x_d = 3.4 \cdot 10^{-9} \tag{322}$$

$$x_c = 2.5 \cdot 10^{-4} \quad x_s = 1.3 \cdot 10^{-6} \tag{323}$$

$$x_t = 4 \quad x_b = 2.7 \cdot 10^{-3} \tag{324}$$

Thus only the top quark has a sizable value of the mass - all other masses are close to be negligible. This inferes that in case of  $B$  mixing only the last line of Eq.(319) is important, which is also the CKM leading term. In  $D$  mixing the same approximation would infer a vanishing result - taking here only the effects of the  $b$ -quark into account will probably be a bad approximation, as the last line of Eq.(320) is heavily CKM suppressed. Hence in  $D$ -mixing all contributions have to be considered and the result might be affected by severe GIM cancellations.

3.  $\Gamma_{12}$  can also be read of Eq.(319) by deleting all terms with a heavy top quark (or  $b$  quark in case of  $D$  mixing) and by replacing the off-shell function  $F(p, q)$  with the on-shell function  $F^{OS}(p, q)$

4. Hierarchies: in  $B$  mixing we find

CKM	$B_d$	$B_d$
$\lambda_u^2$	$\lambda^{7.52}$	$\lambda^{9.52}$
$\lambda_u \lambda_t$	$\lambda^{6.76}$	$\lambda^{6.76}$
$\lambda_t^2$	$\lambda^6$	$\lambda^4$

(325)

As already discussed the last line of Eq.(319) is by far least affected of GIM cancellations. Thus we get to a very good approximation

$$M_{12}^d = \lambda_t^2 [f(t, t) - 2f(c, t) + f(c, c)] \propto \lambda_t^2 S(m_t^2/M_W^2), \quad (326)$$

with the Inami-Lim function  $S(x)$  [168]:

$$S(x) = \frac{4x - 11x^2 + x^3}{4(1-x)^2} - \frac{3x \ln x}{2(1-x)^2}. \quad (327)$$

Hence we expect

$$\frac{\Delta M_d}{\Delta M_s} = \frac{|V_{td}|^2}{|V_{ts}|^2} = 0.044 \quad (328)$$

which fits already quite well with the experimental value of 0.0285(1) - we will discuss below how to get very close to this value.

### 9.3.3 The SM predictions for the mass difference

Calculating the box diagram contributing to the last line of Eq.(319) (with internal top and charm quarks) one obtains

$$M_{12}^q = \frac{G_F^2}{12\pi^2} (V_{tq}^* V_{tb})^2 M_W^2 S_0(x_t) B_{B_q} f_{B_q}^2 M_{B_q} \hat{\eta}_B. \quad (329)$$

The Inami-Lim function  $S_0(x_t = \bar{m}_t^2/M_W^2)$  was discussed above. It results from the box diagram without any gluon corrections. The NLO QCD correction is parameterised by  $\hat{\eta}_B \approx 0.84$  [169]. The non-perturbative matrix element of the  $\Delta B = 2$  operator

$$O_1 = (\bar{q}b)_{V-A} (\bar{q}b)_{V-A}. \quad (330)$$

is parameterised by the bag parameter  $B_1$  and the decay constant  $f_{B_q}$

$$\langle \bar{B}_q | O_1 | B_q \rangle = \frac{8}{3} f_{B_q}^2 B_{B_q} M_{B_q}^2. \quad (331)$$

There has been a lot of progress in the determination of the non-perturbative matrix elements both with lattice QCD [170, 171, 172] and with HQET sum rules [173, 174, 175]. Averages of these determinations give [176]

$$f_{B_d}^2 B_1^d = 0.0305(11)\text{GeV}^2, \quad (332)$$

$$f_{B_s}^2 B_1^s = 0.0452(14)\text{GeV}^2, \quad (333)$$

$$\xi = \frac{f_{B_s} \sqrt{B_1^s}}{f_{B_d} \sqrt{B_1^d}} = 1.200_{-0.0060}^{+0.0054}, \quad (334)$$

resulting in the following SM predictions for the mass differences in the  $B$ -system

$$\Delta M_s = (18.4_{-1.2}^{+0.7}) \text{ps}^{-1}, \quad (335)$$

$$\Delta M_d = (0.533_{-0.036}^{+0.022}) \text{ps}^{-1}, \quad (336)$$

$$\frac{\Delta M_d}{\Delta M_s} = 0.0298_{-0.0009}^{+0.0005}. \quad (337)$$

We find an impressive agreement with the experimental numbers.

Assuming the validity of the SM a comparison of experiment and theory can also be used to determine CKM elements involving the top quark and we get [176, 69]

$$|V_{ts}V_{tb}| = (40.91_{-0.64}^{+0.67}) \cdot 10^{-3}, \quad (338)$$

$$\left| \frac{V_{td}}{V_{ts}} \right| = 0.2043_{-0.0011}^{+0.0010}. \quad (339)$$

Assuming the unitarity of the CKM matrix we get the following exact relations between the CKM elements arising in  $B$  mixing and  $V_{us}/V_{ud}$ ,  $V_{ub}$ ,  $V_{cb}$  and  $\gamma$ :

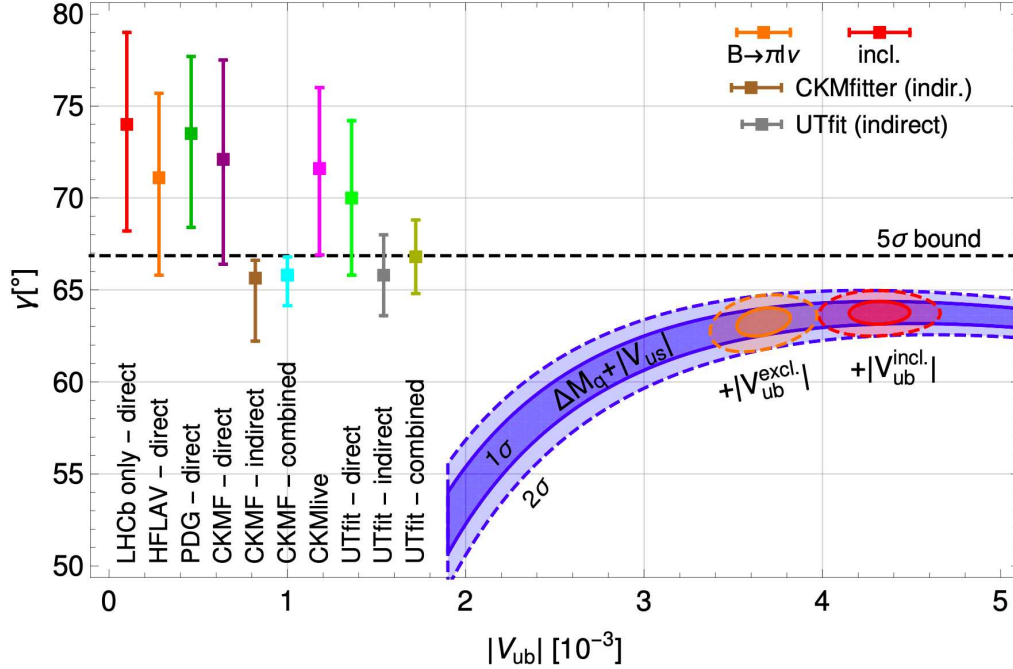
$$V_{tb}V_{ts}^* = -c_{12} \frac{\sqrt{1 - |V_{ub}|^2 - V_{cb}^2}}{1 - |V_{ub}|^2} V_{cb} - s_{12} \frac{1 - |V_{ub}|^2 - V_{cb}^2}{\sqrt{1 - |V_{ub}|^2}} V_{ub}, \quad (340)$$

$$\frac{V_{ts}^*}{V_{td}^*} = \frac{-c_{12}V_{cb} - s_{12}\sqrt{1 - |V_{ub}|^2 - V_{cb}^2}V_{ub}}{s_{12}V_{cb} - c_{12}\sqrt{1 - |V_{ub}|^2 - V_{cb}^2}V_{ub}} \quad (341)$$

with

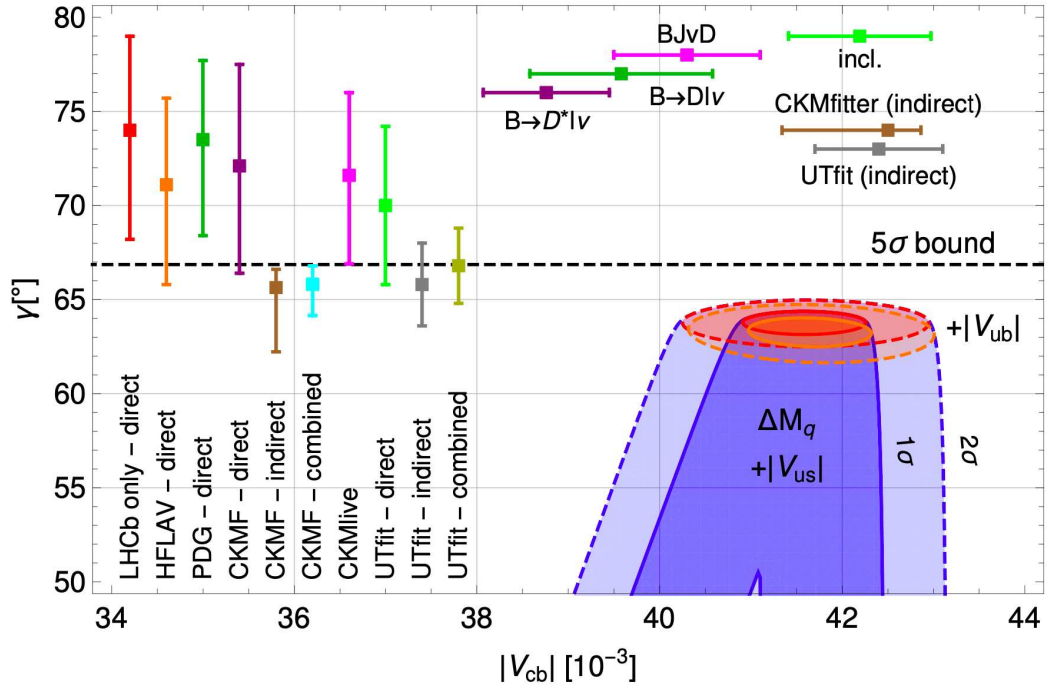
$$s_{12} = \frac{\frac{V_{us}}{V_{ud}}}{\sqrt{1 + \frac{V_{ts}^2}{V_{ud}^2}}}, \quad c_{12} = \frac{1}{\sqrt{1 + \frac{V_{ts}^2}{V_{ud}^2}}}, \quad V_{ub} = |V_{ub}|e^{-i\gamma}. \quad (342)$$

Taking the PDG values for  $V_{us}/V_{ud}$  we can test what kind of bounds we get on  $V_{ub}$ ,  $V_{cb}$  and  $\gamma$  from  $B$ -mixing.

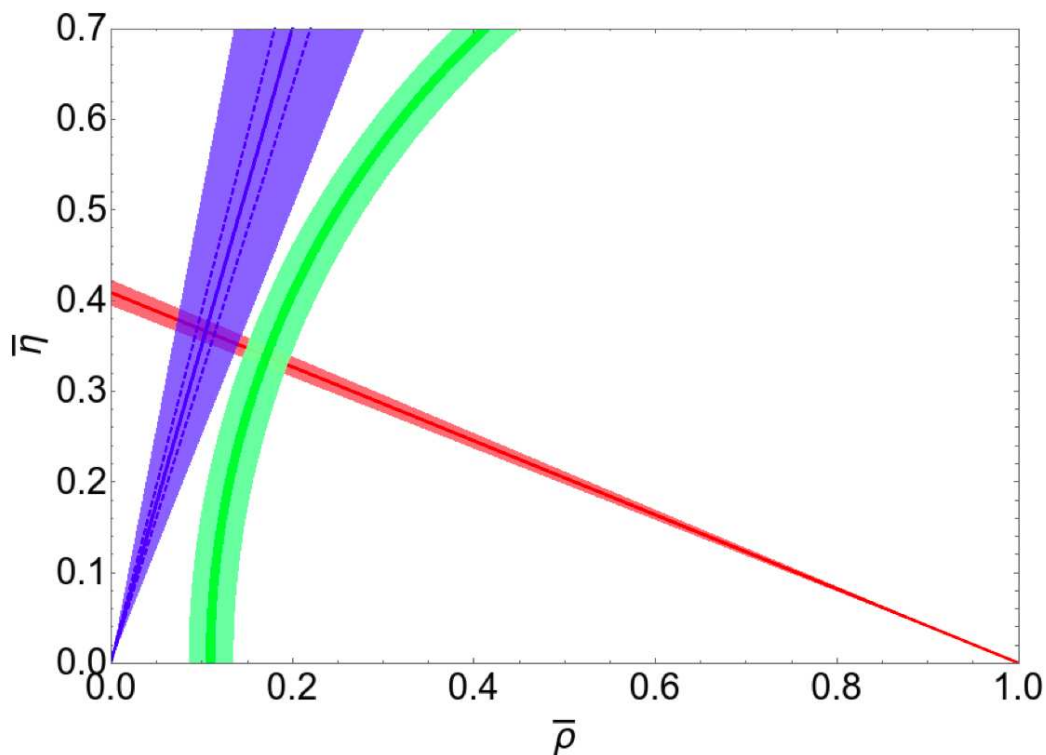


Plotting the allowed regions in the  $V_{ub}$ - $\gamma$  plane we find that  $B$ -mixing does not depend on the value of  $V_{ub}$  with in a region covering both the exclusive and also the inclusive values. Moreover we find that  $B$ -mixing indicates an upper limit of potential values of  $\gamma$ . This limit is on the lower end of the current experimental determinations.





Plotting next the allowed region in the  $V_{cb}$ - $\gamma$  plane we find that  $B$ -mixing strongly restricts the value of  $V_{cb}$  - with the allowed region strongly favouring the inclusive value of  $V_{cb}$ . We find again the limit on potential values of  $\gamma$ . To understand the strong bound on  $\gamma$  we go back to the unitarity triangle and find that now the  $B$ -mixing circle around the point (1,0) has a very small error band (1 sigma region in dark green) and large values of  $\gamma$  will not touch the green circle any more.



The light green area corresponds to the 5 sigma region of the theoretical  $B$ -mixing determinations. The blue ray indicates the current experimental determination of  $\gamma$  by LHCb and the dotted blue line indicates a future uncertainty in the determination of  $\pm 1.5^\circ$ . All in all we find from  $B$ -mixing:

$$V_{cb}^{B\text{-mixing}} = (41.6 \pm 0.7) \cdot 10^{-3} \quad (343)$$

$$\gamma^{B\text{-mixing}} = (63.4 \pm 0.9)^\circ \quad (344)$$

$$\gamma^{B\text{-mixing}} \leq 66.9^\circ \quad (345)$$

It is interesting to note, that if the exclusive value of  $V_{cb}$  turns out to be the correct one, than we start to see an anomaly in  $B$ -mixing: experiment and theory will disagree. A similar observation was made in  $K$ -mixing, where the observable  $\epsilon_K$  is in agreement with the SM prediction only if the inclusive value of  $V_{cb}$  is used, while one gets a deviation of more than 4 sigma if the exclusive value is used [177].

### 9.3.4 The SM predictions for the decay rate difference

In the standard model one gets one operator for  $M_{12}^s$  (Q) and three operators for  $\Gamma_{12}^s$  - including Q

$$Q = \bar{s}^\alpha \gamma_\mu (1 - \gamma_5) b^\alpha \times \bar{s}^\beta \gamma^\mu (1 - \gamma_5) b^\beta, \quad (346)$$

$$Q_S = \bar{s}^\alpha (1 + \gamma_5) b^\alpha \times \bar{s}^\beta (1 + \gamma_5) b^\beta, \quad (347)$$

$$\tilde{Q}_S = \bar{s}^\alpha (1 + \gamma_5) b^\beta \times \bar{s}^\beta (1 + \gamma_5) b^\alpha, \quad (348)$$

and e.g. four operators for  $\tau(B^+)/\tau(B_d)$ <sup>27</sup> - in extensions of the standard model more operators can arise. It turns out that  $Q$ ,  $Q_S$  and  $\tilde{Q}_S$  are not independent, so one of them can be eliminated. Historically  $\tilde{Q}_S$  was eliminated; later on it turned out that this was a bad choice. The matrix elements of these operators read

$$\langle \bar{B}_q | Q_S | B_q \rangle = -\frac{5}{3} f_{B_q}^2 B_S M_{B_q}^2 \frac{M_{B_q}^2}{(\bar{m}_b(\bar{m}_b) + \bar{m}_s(\bar{m}_b))^2}, \quad (349)$$

$$\langle \bar{B}_q | \tilde{Q}_S | B_q \rangle = +\frac{1}{3} f_{B_q}^2 \tilde{B}_S M_{B_q}^2 \frac{M_{B_q}^2}{(\bar{m}_b(\bar{m}_b) + \bar{m}_s(\bar{m}_b))^2}. \quad (350)$$

Before discussing the full standard model result let us have a short look at the differences between  $\Gamma_{12}^s$  and  $\Gamma_{12}^d$ . Both quantities have three different CKM contributions

$$\Gamma_{12}^s = - [(\lambda_c^s)^2 \Gamma_{12}^{cc,s} + 2\lambda_c^s \lambda_u^s \Gamma_{12}^{uc,s} + (\lambda_u^s)^2 \Gamma_{12}^{uu,s}] \quad (351)$$

$$\Gamma_{12}^d = - [(\lambda_c^d)^2 \Gamma_{12}^{cc,d} + 2\lambda_c^d \lambda_u^d \Gamma_{12}^{uc,d} + (\lambda_u^d)^2 \Gamma_{12}^{uu,d}] \quad (352)$$

One sees that in  $\Gamma_{12}^s$  there is the CKM leading contribution  $\lambda_c^s \propto \lambda^2$  and thus the expression is dominated by the first term - this will, however, not hold for the imaginary part. On the other hand  $\Gamma_{12}^d$  is CKM subleading ( $\lambda_c^d \propto \lambda^3$ ) and all three contributions seem to be of similar size. Each of the coefficients  $\Gamma_{12}^{xy,q}$  depends on the three operators  $Q$ ,  $Q_S$  and  $\tilde{Q}_S$ .

$$\Gamma_{12}^{xy,q} = \alpha B + \beta B_S + \gamma \tilde{B}_S \quad (353)$$

As already mentioned, the three operators are not independent and one of them will be eliminated later on.

<sup>27</sup>This statements hold only at order  $1/m_b^3$ .

Another way of looking at the mixing observables is the investigation of the ratio  $\Gamma_{12}^q/M_{12}^q$ . In this ratio many of the leading uncertainties cancel, e.g. the factor  $(f_{B_q}M_{B_q})^2$ , thus one expects - up to different CKM structures - similar results for the  $B_d$  and  $B_s$  mesons. The three physical mixing observables  $\Delta M_q$ ,  $\Delta\Gamma_q$  and  $a_{sl}^q$  can be expressed in terms of this clean ratio:

$$a_{sl}^q = \text{Im} \left( \frac{\Gamma_{12}^q}{M_{12}^q} \right), \quad (354)$$

$$\frac{\Delta\Gamma_q}{\Delta M_q} = -\text{Re} \left( \frac{\Gamma_{12}^q}{M_{12}^q} \right). \quad (355)$$

Moreover, the ratio  $\Gamma_{12}^q/M_{12}^q$  can be simplified considerably if the unitarity of the CKM matrix is used, i.e.  $\lambda_u + \lambda_c + \lambda_t = 0$

$$-\frac{\Gamma_{12}^q}{M_{12}^q} = \frac{\lambda_c^2 \Gamma_{12}^{cc,q} + 2\lambda_c \lambda_u \Gamma_{12}^{uc,q} + \lambda_u^2 \Gamma_{12}^{uu,q}}{\lambda_t^2 \tilde{M}_{12,q}} \quad (356)$$

$$= \frac{\Gamma_{12}^{cc,q}}{\tilde{M}_{12,q}} + 2 \frac{\lambda_u}{\lambda_t} \frac{\Gamma_{12}^{cc,q} - \Gamma_{12}^{uc,q}}{\tilde{M}_{12,q}} + \left( \frac{\lambda_u}{\lambda_t} \right)^2 \frac{\Gamma_{12}^{cc,q} - 2\Gamma_{12}^{uc,q} + \Gamma_{12}^{uu,q}}{\tilde{M}_{12,q}} \quad (357)$$

$$\approx -10^{-4} \left[ c + a \frac{\lambda_u}{\lambda_t} + b \left( \frac{\lambda_u}{\lambda_t} \right)^2 \right] \quad (358)$$

This looks now like a expansion in CKM elements and an expansion according to GIM suppression. The first term  $c$  is not GIM suppressed at all and it has no dependence of CKM elements. Note that it therefore has also no imaginary part. The second term is suppressed by  $\lambda_u/\lambda_t$  and it is also slightly GIM suppressed, while the third term is doubly CKM and doubly GIM suppressed. For the numerical values of the CKM elements, we get

CKM	$B_s^0$	$B_d^0$
$\frac{\lambda_u}{\lambda_t}$	$-8.0486 \cdot 10^{-3} + 1.81082 \cdot 10^{-2} I$	$7.5543 \cdot 10^{-3} - 4.04703 \cdot 10^{-1} I$
$\left( \frac{\lambda_u}{\lambda_t} \right)^2$	$-2.63126 \cdot 10^{-4} - 2.91491 \cdot 10^{-4} I$	$-1.63728 \cdot 10^{-1} - 6.1145 \cdot 10^{-3} I$

(359)

and for the coefficients we have

	$B_s^0$	$B_d^0$
$c$	$-48.0 \pm 8.3$	$-49.5 \pm 8.5$
$a$	$+12.3 \pm 1.4$	$+11.7 \pm 1.3$
$b$	$+0.79 \pm 0.12$	$+0.24 \pm 0.06$

(360)

Hence the real part of  $\Gamma_{12}^q/M_{12}^q$  and thus  $\Delta\Gamma_q/\Delta M_q$  is dominated by the first coefficient. It is interesting to note, that a knowledge of  $\Gamma_{12}^{cc,d}$  is sufficient to get a precise SM value of  $\Delta\Gamma_d$  via the relation

$$\Delta\Gamma_d = -\text{Re} \left( \frac{\Gamma_{12}^d}{M_{12}^d} \right) \Delta M_d^{\text{Exp.}} , \quad (361)$$

while one needs all three diagrams  $\Gamma_{12}^{cc,d}$ ,  $\Gamma_{12}^{uu,d}$  and  $\Gamma_{12}^{uc,d}$ , if one determines  $\Delta\Gamma_d$  via the relation

$$\Delta\Gamma_d = 2 \left| \Gamma_{12}^d \right| \cos(\phi_d) . \quad (362)$$

Moreover, an imaginary part can only appear in (358) in the second and third contribution, which therefore describes the semi-leptonic CP asymmetries, whose final sizes are given by the values of the CKM elements. In the  $B_s$  system the CKM factor has a small imaginary value and  $a_{sl}^s$  gets therefore a small numerical value. The third term in (358) is negligible in the  $B_s$  system. In the  $B_d$  system the CKM ratio is larger and it has a sizable imaginary part – it is about a factor of 20 larger than in the  $B_s$ -system – giving rise to a semi-leptonic CP asymmetry in the  $B_d$  sector that is also about 20 times larger than the one in the  $B_s$  system.

To give an overview of the state of the art in predicting  $\Gamma_{12}^q$  we expand the full expression for  $\Gamma_{12}$  as

$$\Gamma_{12} = \frac{\Lambda^3}{m_b^3} \left( \Gamma_3^{(0)} + \frac{\alpha_s}{4\pi} \Gamma_3^{(1)} + \dots \right) + \frac{\Lambda^4}{m_b^4} \left( \Gamma_4^{(0)} + \dots \right) + \dots \quad (363)$$

Each of the  $\Gamma_i^{(0)}$  is a product of perturbative Wilson coefficients and non-perturbative matrix elements. In  $\Gamma_3$  these matrix elements arise from dimension 6 four-quark operators, in  $\Gamma_4$  from dimension 7 operators and so on. The leading term  $\Gamma_3^{(0)}$  was calculated already quite long ago [20, 178, 179, 180, 181, 182] The  $1/m_b$ -corrections ( $\Gamma_4^{(0)}$ ) were determined in [183] and they turned out to be quite sizeable. NLO QCD-corrections were done for the first time in [184], they also were quite large. Five years later the QCD-corrections were confirmed and also subleading CKM structures were included [185, 142]. Unfortunately it turned out that  $\Delta\Gamma$  is not well-behaved [186]. All corrections are unexpectedly large and they go in the same direction. This problem could be solved by using  $Q$  and  $\hat{Q}_S$  as the two independent operators instead of  $Q$  and  $Q_S$ , so just a change of the operator basis [187]. As an illustration

of the improvement we show the expressions for  $\Gamma_{12}/M_{12}$  in the old and the new basis:

$$\frac{\Delta\Gamma_s}{\Delta M_s}^{\text{Old}} = 10^{-4} \cdot \left[ 2.6 + 69.7 \frac{B_S}{B} - 24.3 \frac{B_R}{B} \right], \quad (364)$$

$$\frac{\Delta\Gamma_s}{\Delta M_s}^{\text{New}} = 10^{-4} \cdot \left[ 44.8 + 16.4 \frac{\tilde{B}_S}{B} - 13.0 \frac{B_R}{B} \right], \quad (365)$$

$B_R$  denotes the bag parameters of the dimension 7 operators. Now the term that is completely free of any non-perturbative uncertainties is numerical dominant. Moreover the  $1/m_b$ -corrections became smaller and undesired cancellations are less pronounced. For more details we refer the reader to [187]. Currently also  $1/m_b$ -corrections for the subleading CKM structures in  $\Gamma_{12}$  [188] and  $1/m_b^2$ -corrections for  $\Delta\Gamma_s$  [189] are available - they are relatively small.

For the decay rate differences we obtain the following predictions

$$\Delta\Gamma_d^{\text{SM}} = (2.89 \pm 0.72) \cdot 10^{-3} \text{ ps}^{-1}, \quad \Delta\Gamma_s^{\text{SM}} = 0.087 \pm 0.021 \text{ ps}^{-1}, \quad (366)$$

$$\left( \frac{\Delta\Gamma_d}{\Gamma_d} \right)^{\text{SM}} = (4.11 \pm 0.78) \cdot 10^{-3}, \quad \left( \frac{\Delta\Gamma_s}{\Gamma_s} \right)^{\text{SM}} = 0.137 \pm 0.027, \quad (367)$$

$$\left( \frac{\Delta\Gamma_d}{\Delta M_d} \right)^{\text{SM}} = (53.2 \pm 10.1) \cdot 10^{-4}, \quad \left( \frac{\Delta\Gamma_s}{\Delta M_s} \right)^{\text{SM}} = (50.4 \pm 10.1) \cdot 10^{-4}. \quad (368)$$

The predictions for  $\Delta\Gamma_s/\Gamma_s$  and  $\Delta\Gamma_d/\Gamma_d$  are obtained under the assumption that there are no new physics contributions in  $\Delta M_d$  and  $\Delta M_s$ . The decay rate differences have not been measured yet, but we have already interesting bounds

$$\left( \frac{\Delta\Gamma_d}{\Gamma_d} \right) = (10 \pm 37) \cdot 10^{-3}, \quad \left( \frac{\Delta\Gamma_s}{\Gamma_s} \right) = 0.092_{-0.054}^{+0.052}. \quad (369)$$

Here we are eagerly waiting for more precise results from TeVatron and from LHC!

Finally we present the numerical updates for the mixing phases and the flavor-specific asymmetries

$$\phi_d^{\text{SM}} = -0.085 \pm 0.025, \quad \phi_s^{\text{SM}} = (4.2 \pm 1.3) \cdot 10^{-3}, \quad (370)$$

$$a_{f_s}^{d,\text{SM}} = (-4.5 \pm 0.8) \cdot 10^{-4}, \quad a_{f_s}^{s,\text{SM}} = (2.11 \pm 0.36) \cdot 10^{-5}. \quad (371)$$

From this list one sees the strong suppression of  $\phi$  and  $a_{sl}$  in the standard model. In addition we give also the updated prediction for the dimuon asymmetry and the difference between the two semileptonic CP-asymmetries that will be measured at LHCb

$$A_{SL}^{\text{SM}} = -(0.22 \pm 0.04) \cdot 10^{-3}, \quad (372)$$

$$a_{\text{fs}}^{s,\text{SM}} - a_{\text{fs}}^{d,\text{SM}} = (0.47 \pm 0.08) \cdot 10^{-3}. \quad (373)$$

We will compare these numbers with experimental data in the new physics section. At that stage it is instructive to look also at the detailed list of the different sources of the theoretical error for observables in the  $B_s$  mixing system. We compare this numbers with the corresponding ones from Reference [187] (the table and numerical values are from [191]). For the mass difference we have

$\Delta M_s$	This work	hep-ph/0612167
Central Value	17.3 ps <sup>-1</sup>	19.3 ps <sup>-1</sup>
$\delta(f_{B_s})$	13.2%	33.4%
$\delta(V_{cb})$	3.4%	4.9%
$\delta(B)$	2.9%	7.1%
$\delta(m_t)$	1.1%	1.8%
$\delta(\alpha_s)$	0.4%	2.0%
$\delta(\gamma)$	0.3%	1.0%
$\delta(V_{ub}/V_{cb})$	0.2%	0.5%
$\delta(m_b)$	0.1%	— — —
$\sum \delta$	14.0%	34.6%

For the mass difference we observe a considerable reduction of the overall error from 34.6% in 2006 to 14%. This is mainly driven by the progress in the lattice determination of the decay constant and the bag parameter  $B$ . To further improve the accuracy we need more precise values of the decay constant.

For the decay rate difference we get

$\Delta\Gamma_s$	This work	hep-ph/0612167
Central Value	0.087 ps <sup>-1</sup>	0.096 ps <sup>-1</sup>
$\delta(B_{R_2})$	17.2%	15.7%
$\delta(f_{B_s})$	13.2%	33.4%
$\delta(\mu)$	7.8%	13.7%
$\delta(B_3)$	4.8%	3.1%
$\delta(B_{R_0})$	3.4%	3.0%
$\delta(V_{cb})$	3.4%	4.9%
$\delta(B)$	2.7%	6.6%
$\delta(B_{\tilde{R}_1})$	1.9%	---
$\delta(\bar{z})$	1.5%	1.9%
$\delta(m_s)$	1.0%	1.0%
$\delta(B_{R_1})$	0.8%	---
$\delta(B_{\tilde{R}_3})$	0.5%	----
$\delta(\alpha_s)$	0.4%	0.1%
$\delta(\gamma)$	0.3%	1.0%
$\delta(B_{R_3})$	0.2%	---
$\delta(V_{ub}/V_{cb})$	0.2%	0.5%
$\delta(m_b)$	0.1%	1.0%
$\sum \delta$	24.5%	40.5%

For the decay rate difference we also find a strong reduction of the overall error from 40.5% in 2006 to 24.5%. This is again due to our more precise knowledge about the decay constant and the bag parameter  $B$ , but also from our change to the  $\overline{MS}$ -scheme for the quark masses, which leads to a sizeable reduction of the renormalisation scale dependence. In [187] we were using in addition the pole scheme, and our numbers and errors were averages of these two quark mass schemes. It is very interesting to note, that now the dominant uncertainty stems from the value of the matrix element of the power suppressed operator  $\tilde{R}_2$ .

To further improve the accuracy a non-perturbative determination of  $B_{\tilde{R}_2}$  and  $B_2$  as well as a more precise value of  $f_{B_s}$  is mandatory. In addition the calculation of the  $\alpha_s/m_b$  and the  $\alpha_s^2$ -corrections will reduce the  $\mu$ -dependence.



For the ratio of  $\Delta\Gamma/\Delta M$  the decay constant cancels.

$\Delta\Gamma_s/\Delta M$	This work	hep-ph/0612167
Central Value	$50.4 \cdot 10^{-4}$	$49.7 \cdot 10^{-4}$
$\delta(B_{R_2})$	17.2%	15.7%
$\delta(\mu)$	7.8%	9.1%
$\delta(B_3)$	4.8%	3.1%
$\delta(B_{R_0})$	3.4%	3.0%
$\delta(B_{\tilde{R}_1})$	1.9%	---
$\delta(\bar{z})$	1.5%	1.9%
$\delta(m_b)$	1.4%	1.0%
$\delta(m_t)$	1.1%	1.8%
$\delta(m_s)$	1.0%	0.1%
$\delta(\alpha_s)$	0.8%	0.1%
$\delta(B_{R_1})$	0.8%	---
$\delta(B_{\tilde{R}_3})$	0.5%	----
$\delta(B_{R_3})$	0.2%	---
$\delta(B)$	0.1%	0.5%
$\delta(\gamma)$	0.0%	0.1%
$\delta(V_{ub}/V_{cb})$	0.0%	0.1%
$\delta(V_{cb})$	0.0%	0.0%
$\sum \delta$	20.1%	18.9%

For the ratio of  $\Delta\Gamma/\Delta M$  we do not have any improvement. The decay constant cancels out in that ratio and therefore we did not profit from the progress in lattice simulations. Also the CKM dependence cancels to a large extent. The improvement in the renormalisation scale dependence is less pronounced than in  $\Delta\Gamma$  alone.

To improve the precision, we have to improve the precision on  $\Delta\Gamma$  as described above (except for the decay constant).

For the semileptonic CP-asymmetries we get

$a_{fs}^s$	This work	hep-ph/0612167
Central Value	$2.11 \cdot 10^{-5}$	$2.06 \cdot 10^{-5}$
$\delta(V_{ub}/V_{cb})$	11.6%	19.5%
$\delta(\mu)$	8.9%	12.7%
$\delta(\bar{z})$	7.9%	9.3%
$\delta(\gamma)$	3.1%	11.3%
$\delta(B_{\tilde{R}_3})$	2.8%	2.5%
$\delta(m_s)$	2.0%	3.7%
$\delta(\alpha_s)$	1.8%	0.7%
$\delta(B_{R_3})$	1.2%	1.1%
$\delta(m_t)$	1.1%	1.8%
$\delta(B_3)$	0.6%	0.4%
$\delta(B_{R_0})$	0.3%	---
$\delta(B_{\tilde{R}_1})$	0.2%	---
$\delta(B)$	0.2%	0.6%
$\delta(m_s)$	0.1%	0.1%
$\delta(B_{R_2})$	0.1%	---
$\delta(B_{R_1})$	0.0%	---
$\delta(V_{cb})$	0.0%	0.0%
$\sum \delta$	17.3%	27.9%

Finally we also have a large improvement for the flavor specific asymmetries. The overall error went down from 27.9% to 17.3%. In  $a_{fs}$  also the decay constant cancels, but in contrast to  $\Delta\Gamma/\Delta M$  we now have a strong dependence on the CKM elements. Here we benefited from more precise values of the CKM values and also from a more sizeable reduction of the renormalisation scale dependence.

Here a further improvement in the CKM values of  $V_{ub}$  and the charm quark mass will help, as well as the reduction of the  $\mu$ -dependence via the calculation of higher order terms.

### 9.3.5 Summary of SM predictions for lifetimes and mixing quantities

For an illustration we compare now the determination of the total lifetime  $\tau_s = 1/\Gamma_s$ ,  $M_{12}^s$  and  $\Gamma_{12}^s$ . These quantities are given by the following diagrams

$$\Gamma_s = \int \sum_X \left| \begin{array}{c} \text{---} b \text{---} \bullet \text{---} c, u \text{---} 2 \\ \text{---} \bar{c}, \bar{u} \text{---} \\ \text{---} s, d \text{---} \\ \text{---} W \text{---} \end{array} \right. \quad M_{12}^s = \begin{array}{c} b \quad t \quad s \\ \text{---} \bullet \text{---} \text{---} \bullet \text{---} \text{---} \bullet \text{---} \\ \text{---} W \text{---} \text{---} W \text{---} \\ \bar{s} \quad \bar{t} \quad \bar{b} \end{array}, \quad \Gamma_{12}^s = \begin{array}{c} b \quad c, u \quad s \\ \text{---} \bullet \text{---} \text{---} \bullet \text{---} \text{---} \bullet \text{---} \\ \text{---} W \text{---} \text{---} W \text{---} \\ \bar{s} \quad \bar{c}, \bar{u} \quad \bar{b} \end{array}$$

Integrating out the heavy particles we find

$$\Gamma_s = \int \sum_X \left| \begin{array}{c} \text{---} b \text{---} \otimes \text{---} c, u \text{---} 2 \\ \text{---} \bar{c}, \bar{u} \text{---} \\ \text{---} s, d \text{---} \end{array} \right. \quad M_{12}^s = \begin{array}{c} \text{---} b \text{---} \otimes \text{---} s \text{---} \\ \text{---} \bar{s} \text{---} \otimes \text{---} \bar{b} \text{---} \end{array}, \quad \Gamma_{12}^s = \begin{array}{c} \text{---} b \text{---} \otimes \text{---} c, u \text{---} \otimes \text{---} s \text{---} \\ \text{---} \bar{s} \text{---} \otimes \text{---} \bar{c}, \bar{u} \text{---} \otimes \text{---} \bar{b} \text{---} \end{array}$$

The vertices in the diagrams for  $\Gamma_s$  and  $\Gamma_{12}^s$  are  $\Delta B = 1$  four-quark operators from the effective Hamiltonian while the vertex in the diagram for  $M_{12}^s$  is an effective  $\Delta B = 2$  four-quark operator. For  $M_{12}^s$  we have now already the final local operator, whose matrix element has to be determined with some non-perturbative QCD-method.

As a next step we rewrite the expression for  $\Gamma_s$  in a form that is almost identical to the one of  $\Gamma_{12}^s$ . With the help of the optical theorem  $\Gamma$  can be rewritten (diagrammatically: a mirror reflection on the right end of the decay diagram followed by all possible Wick contractions of the quark lines) in

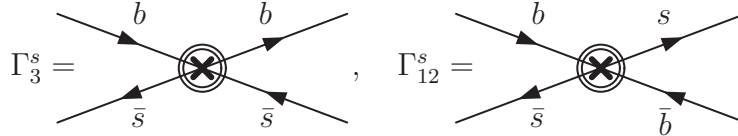
$$\Gamma_s = \begin{array}{c} \text{---} b \text{---} \otimes \text{---} c, u \text{---} \otimes \text{---} b \text{---} \\ \text{---} \bar{c}, \bar{u} \text{---} \\ \text{---} s, d \text{---} \\ \text{---} \bar{s} \text{---} \end{array} + \dots + \begin{array}{c} \text{---} b \text{---} \otimes \text{---} c, u \text{---} \otimes \text{---} b \text{---} \\ \text{---} \bar{s} \text{---} \otimes \text{---} \bar{c}, \bar{u} \text{---} \otimes \text{---} \bar{s} \text{---} \end{array} + \dots$$

$$\Gamma_0^s \qquad \qquad \qquad \Gamma_3^s$$

The first term ( $=: \Gamma_0^s$ ) corresponds to the decay of a free  $b$ -quark. This term gives the same contribution to all  $b$ -hadrons. The lifetime differences we are interested in will only appear in subleading terms of this expansion like the second diagram ( $=: \Gamma_3$ ), which looks very similar to the diagram for  $\Gamma_{12}$ . Counting the mass dimensions of the external lines one can write formally an expansion of the total decay rate in inverse powers of the heavy quark mass  $m_b$ :

$$\Gamma_s = \Gamma_0^s + \frac{\Lambda}{m_b} \Gamma_1^s + \frac{\Lambda^2}{m_b^2} \Gamma_2^s + \frac{\Lambda^3}{m_b^3} \Gamma_3^s + \dots \quad (374)$$

The parameter  $\Lambda$  is expected to be of the order of  $\Lambda_{QCD}$ , its actual size can however only be determined by explicit calculation. The expressions for  $\Gamma_i^s$  and  $\Gamma_{12}^s$  are however still non-local, so we perform a second OPE (OPE II) using the fact that the  $b$ -quark mass is heavier than the QCD scale ( $m_b \gg \Lambda_{QCD}$ ). The OPE II is called the heavy quark expansion (HQE) and was discussed in Section The resulting diagrams for  $\Gamma_3^s$  and  $\Gamma_{12}^s$  look like the final diagram for  $M_{12}^s$ :



Now we are left with local four-quark operators ( $\Delta B = 0$  for  $\tau$  and  $\Delta B = 2$  for  $\Gamma_{12}^s$ ). The non-perturbative matrix elements of these operators are expressed in terms of decay constants  $f_B$  and bag parameters  $B$ . In the standard model one gets one operator for  $M_{12}^s$  ( $O_1$ ) and three operators for  $\Gamma_{12}^s$  ( $O_1, O_2$  and  $O_3$ ).

## 9.4 Mixing of D mesons

### 9.4.1 What is so different compared to the $B$ system?

Let us start with a very naive estimate of contributions to the Box-diagrams ( $\lambda \approx 0.2; x_q = \frac{m_q^2}{M_W^2}$ )

$$K^0 : \begin{cases} (V_{us}V_{ud}^*)^2 \propto \lambda^2 & x_u \approx 1.5 \cdot 10^{-9} & V_{CKM}S(x_q) \approx 7 \cdot 10^{-11} \\ (V_{cs}V_{cd}^*)^2 \propto \lambda^2 & x_c \approx 0.00035 & V_{CKM}S(x_q) \approx 2 \cdot 10^{-5} \\ (V_{ts}V_{td}^*)^2 \propto \lambda^{10} & x_t \approx 4.8 & V_{CKM}S(x_q) \approx 7 \cdot 10^{-7} \end{cases}$$

$$\begin{aligned}
B_d^0 & : \begin{cases} (V_{ub}V_{ud}^*)^2 \propto \lambda^6 & x_u \approx 1.5 \cdot 10^{-9} & V_{CKM}S(x_q) \approx 2 \cdot 10^{-13} \\ (V_{cb}V_{cd}^*)^2 \propto \lambda^6 & x_c \approx 0.00035 & V_{CKM}S(x_q) \approx 4 \cdot 10^{-8} \\ (V_{tb}V_{td}^*)^2 \propto \lambda^6 & x_t \approx 4.8 & V_{CKM}S(x_q) \approx 3 \cdot 10^{-4} \end{cases} \\
B_s^0 & : \begin{cases} (V_{ub}V_{us}^*)^2 \propto \lambda^8 & x_u \approx 1.5 \cdot 10^{-9} & V_{CKM}S(x_q) \approx 8 \cdot 10^{-15} \\ (V_{cb}V_{cs}^*)^2 \propto \lambda^4 & x_c \approx 0.00035 & V_{CKM}S(x_q) \approx 8 \cdot 10^{-7} \\ (V_{tb}V_{ts}^*)^2 \propto \lambda^4 & x_t \approx 4.8 & V_{CKM}S(x_q) \approx 6 \cdot 10^{-3} \end{cases} \\
D^0 & : \begin{cases} (V_{cd}V_{ud}^*)^2 \propto \lambda^2 & x_d \approx 6 \cdot 10^{-9} & V_{CKM}S(x_q) \approx 3 \cdot 10^{-10} \\ (V_{cs}V_{us}^*)^2 \propto \lambda^2 & x_s \approx 1 \cdot 10^{-6} & V_{CKM}S(x_q) \approx 4 \cdot 10^{-8} \\ (V_{cb}V_{ub}^*)^2 \propto \lambda^{10} & x_b \approx 0.003 & V_{CKM}S(x_q) \approx 8 \cdot 10^{-10} \end{cases}
\end{aligned}$$

All contributions are small and of similar size in D-mixing, but It comes worse!!!

Why naive?

In the derivation of the Inami-Lim functions already the unitarity of the CKM-matrix has been used

$$\begin{aligned}
M_{12} \propto & \quad \lambda_d \lambda_d f(d, d) + \lambda_d \lambda_s f(d, s) + \lambda_d \lambda_b f(d, b) \\
& + \lambda_s \lambda_d f(s, d) + \lambda_s \lambda_s f(s, s) + \lambda_s \lambda_b f(s, b) \\
& + \lambda_b \lambda_d f(b, d) + \lambda_b \lambda_s f(b, s) + \lambda_b \lambda_b f(b, b) \tag{375}
\end{aligned}$$

$$\begin{aligned}
= & \quad \lambda_s^2 [f(s, s) - 2f(s, d) + f(d, d)] \\
& + 2\lambda_s \lambda_b [f(b, s) - f(b, d) - f(s, d) + f(d, d)] \\
& + \lambda_b^2 [f(b, b) - 2f(b, d) + f(d, d)] \tag{376}
\end{aligned}$$

$$= : \quad \lambda_s^2 S(x_s) + 2\lambda_s \lambda_b S(x_s, x_b) + \lambda_b^2 S(x_b) \tag{377}$$

What problems do arise in the charm system?

1. Exact treatment of  $V_{CKM}$   
 $\Rightarrow$  Huge GIM cancellation between the 3 contributions
2.  $\alpha_s(m_c) \approx \mathcal{O}(50\%)$   
 $\Rightarrow$  convergence of QCD perturbative Expansion?
3.  $\Lambda/m_c$  not so small  
 $\Rightarrow$  convergence of Heavy Quark Expansions?
4. Exp.  $\Gamma_{12} \approx M_{12}$   
Use exact formulae for diagonalisation

How to solve these problems

1. Because of huge cancellations: be very careful with approximation that might seem justified on first sight.
2. Simply try by explicit calculation!
3. Test with charm lifetimes and simply try by explicit calculation.
4. The most easy part: the exact relations read

$$\begin{aligned}
 (\Delta M)^2 - \frac{1}{4}(\Delta\Gamma)^2 &= 4|M_{12}|^2 - |\Gamma_{12}|^2, \\
 \Delta M\Delta\Gamma &= 4|M_{12}||\Gamma_{12}|\cos(\phi).
 \end{aligned}
 \tag{378}$$

If  $|\Gamma_{12}/M_{12}| \ll 1$ , as in the case of the  $B_s$  system ( $\approx 5 \cdot 10^{-3}$ ) or if  $\phi \ll 1$ , one gets the famous approximate formulae

$$\Delta M = 2|M_{12}|, \quad \Delta\Gamma = 2|\Gamma_{12}|\cos\phi.$$

In the D-system  $|\Gamma_{12}/M_{12}| \approx 1$  possible — Solve Eigenvalue equation exactly

A numerical estimate shows:  $\Delta\Gamma \leq 2|\Gamma_{12}|$

#### 9.4.2 SM predictions

##### Theoretical Tools:

There are two approaches to describe the SM contribution to D-mixing. They are state of the art, but they are more an estimate than a calculation

- Exclusive Approach  
Falk, Grossman, Ligeti, Petrov PRD65 (2002)  
Falk, Grossman, Ligeti, Nir, Petrov PRD69 (2004)
- Inclusive Approach  
Georgi, PLB 297 (1992), Ohl, Ricciardi, Simmons, NPB 403 (1993)  
Bigi, Uraltsev, NPB 592 (2001)

$\Rightarrow x, y$  up to 1% not excluded

$\Rightarrow$  Essential no CPV in mixing — unambiguous signal for NP!!!

Comments on the exclusive approach:  
 $y$  due to final states common to  $D$  and  $\bar{D}$

$$y = \frac{1}{\Gamma} \sum_n \rho_n \langle \bar{D}^0 | \mathcal{H}_W^{\Delta C=1} | n \rangle \langle n | \mathcal{H}_W^{\Delta C=1} | D^0 \rangle$$

This is much too complicated to calculate exclusive decay rates exactly!

- Estimate only SU(3) violating phase space effects (mild assumptions about  $\vec{p}$ -dependence of matrix elements) = calculable source of SU(3) breaking
- Assume hadronic matrix elements are SU(3) invariant
- Assume CP invariance of D decays
- Assume no cancellations with other sources of SU(3) breaking
- Assume no cancellations between different SU(3) multiplets

$\Rightarrow$  individual effects of 1% possible:  $y^{Exp} \approx 1\% \not\approx$  NP

- "our analysis does not amount to a SM calculation of  $y$ "

We try to push the inclusive approach to its limit.

Charm lifetimes:

The following is just a naive estimate - a quantitative analysis has to be done!

Experimentally we get relatively large differences in the lifetimes of  $D$  mesons:

$$\text{Exp.: } \frac{\tau(D^+)}{\tau(D^0)} = \frac{1040 \text{ fs}}{410 \text{ fs}} \approx 2.5 \quad \frac{\tau(D_s^+)}{\tau(D^0)} = \frac{500 \text{ fs}}{410 \text{ fs}} \approx 1.2$$

We assume now that the HQE can also be applied to charm system and we investigate how large the HQE would have to be in order to reproduce the experimental findings.

- Applying the HQE for D-system we get the following diagrammatic contributions
  - $D^0$ : weak annihilation (=WA)
  - $D^+$ ,  $D_s^+$ : Pauli interference (=PI);  $\text{PI}(D_s^+) = (V_{us}/V_{ud})^2 \text{PI}(D^+)$

- This can be compared with the HQE contributions for the B-system
  - $B_d, B_s$ : WA, similar CKM structure, differences due to phase space
  - $B^+$ : PI (larger than WA)

According to the HQE the total decay rate can be written as a leading term that describes the decay of a free charm quark and some corrections that depend also on the flavor of the spectator quark.

$$\Gamma(D_x) = \Gamma(c) + \delta\Gamma(D_x)$$

With our above assumptions we easily see that the experimental constraints are full-filled for

$$\frac{\delta\Gamma(D^+)}{\Gamma(c)} \approx -53\%, \quad \frac{\delta\Gamma(D^0)}{\Gamma(c)} \approx +19\%$$

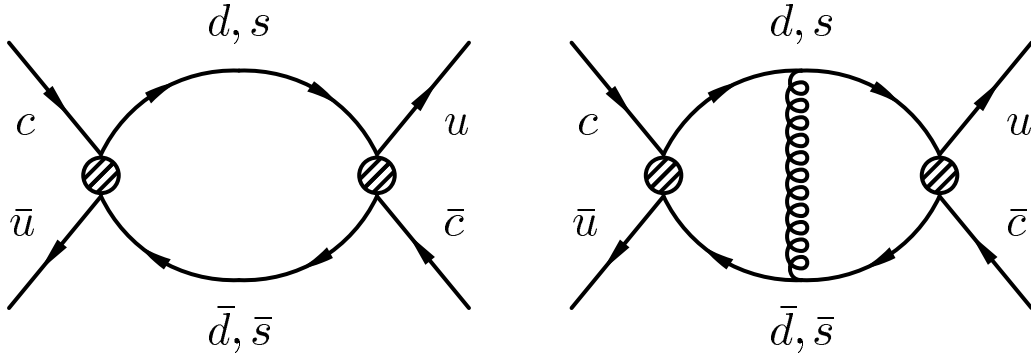
First of all, the size of the correction is in the expected range, since  $(m_b/m_c)^3 \approx 20\dots30$ . Next the expected corrections are large, but not so large that an application of the HQE is a priori meaningless.

Here it would be very valuable to have a real HQE calculation of the lifetime ratios of charm mesons.

### 9.4.3 HQE for decay rate difference

The problem:

$$\Gamma_{12} = -(\lambda_s^2\Gamma_{ss} + 2\lambda_s\lambda_d\Gamma_{sd} + \lambda_d^2\Gamma_{dd})$$





$$\begin{aligned}
\lambda_d &= V_{cd}V_{ud}^* = -c_{12}c_{23}c_{13}s_{12} - c_{12}^2c_{13}s_{23}s_{13}e^{i\delta_{13}} = \mathcal{O}(\lambda^1 + i\lambda^5), \\
\lambda_s &= V_{cs}V_{us}^* = +c_{12}c_{23}c_{13}s_{12} - s_{12}^2c_{13}s_{23}s_{13}e^{i\delta_{13}} = \mathcal{O}(\lambda^1 + i\lambda^7), \\
\lambda_b &= V_{cb}V_{ub}^* = c_{13}s_{23}s_{13}e^{i\delta_{13}} = \mathcal{O}(\lambda^5 + i\lambda^5),
\end{aligned}$$

For  $m_s = m_d$  we have an exact cancellation! Approximations are dangerous:  
Common folklore  $\lambda_b \approx 0$  (looks reasonable!)

$$\text{Unitarity: } \lambda_d + \lambda_s = 0 \Rightarrow \Gamma_{12} = -\lambda_s^2 (\Gamma_{ss} - 2\Gamma_{sd} + \Gamma_{dd})$$

- $\Gamma_{12}$  vanishes in the  $\text{SU}(3)_F$  limit

Use the results for  $B_s$ -mixing from Beneke, Buchalla, (Greub), A.L., Nierste 1998; 2003; Ciuchini, Franco, Lubicz, Mescia, Tarantino 2003, A.L., Nierste 2006

$$\Gamma_{ss} - 2\Gamma_{sd} + \Gamma_{dd} \approx 1.2 \frac{m_s^4}{m_c^4} - 59 \frac{m_s^6}{m_c^6}$$

Golowich, Petrov 2005, Bobrowski, A.L., Riedl, Rohrwild 2009

- $\Gamma_{12}$  is real to a very high accuracy

$$\lambda_s^2 = \mathcal{O}(\lambda^2 + i\lambda^8) \Rightarrow \text{Arg}(\lambda_s^2) \approx \frac{1}{\lambda^6} \approx 10^{-4} \Rightarrow 10^{-3} = \text{NP}$$

- Overall result much too small

$$y \approx \mathcal{O}(10^{-6})$$

Huge cancellations  $\Rightarrow$  be careful with approximations !!!

D= 6,7 without folklore!!!! Bobrowski, A.L., Riedl, Rohrwild 2009, 2010

$$\text{Unitarity: } \lambda_d + \lambda_s + \lambda_b = 0$$

$$\Gamma_{12} = -\lambda_s^2 (\Gamma_{ss} - 2\Gamma_{sd} + \Gamma_{dd}) + 2\lambda_s\lambda_b (\Gamma_{sd} - \Gamma_{dd}) - \lambda_b^2\Gamma_{dd}$$

$$\begin{aligned}
\Gamma_{sd}^{D=6,7} &= 1.8696 - 2.7616 \frac{m_s^2}{m_c^2} - 7.4906 \frac{m_s^4}{m_c^4} + \dots \\
\Gamma_{dd}^{D=6,7} &= 1.8696
\end{aligned}$$

$$\Gamma_{12} \propto \lambda_s^2 \frac{m_s^6}{m_c^6} + 2\lambda_s \lambda_b \frac{m_s^2}{m_c^2} - \lambda_b^2 1$$

$$\begin{aligned} 10^7 \Gamma_{12}^{D=6,7} &= -14.6 + 0.0009i(\text{1st term}) - 6.7 - 16i(\text{2nd term}) + 0.3 - 0.3i(\text{3rd term}) \\ &= -21.1 - 16.0i = (11\dots39) e^{-i(0.5\dots2.6)}. \end{aligned}$$

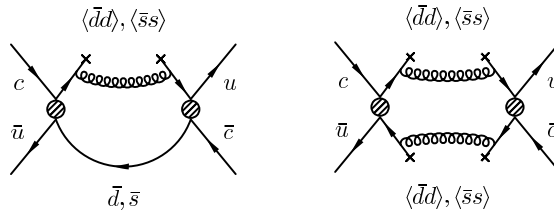
- not zero in  $SU(3)_F$  limit
- large phase ( $\mathcal{O}(1)$ ) possible!!!
- $y_D \in [0.5, 1.9] \cdot 10^{-6} \Rightarrow$  still much smaller than experiment ( $8 \cdot 10^{-3}$ )

What does this mean?

1. Standard argument for “arg  $\Gamma_{12}$  is negligible” is wrong
2. Can there be a sizeable phase in D-mixing?
  - Phase of  $\Gamma_{12}$  is unphysical
  - Phase of  $M_{12}/\Gamma_{12}$  is physical  $\Rightarrow$  determine also  $M_{12}$
3.  $\Gamma_{12}^{D=6,7}$  has a large phase, but  $y^{D=6,7} \ll y^{Exp.}$ 
  - Georgi 1992; Ohl, Ricciardi, Simmons 1993; Bigi, Uraltsev 2001  
Higher orders in the HQE might be dominant:  $y^{D \geq 9} = y^{Exp.}$  not excluded
  - Bobrowski, A.L., Riedl, Rohrwild 2009, 2010  
If estimate of Bigi/Uraltsev is correct + our findings for D=6:  
 $y^{Theory} = y^{Exp.}$  and 5 per mille CP-violation not excluded
  - Bobrowski, A.L. 2010; Bobrowski, Braun, A.L., Nierste, Prill in progress  
Do the real calculation for  $D \geq 9$

Try by explicit calculation if HQE works:

Idea: higher orders in HQE might be dominant if GIM is less pronounced  
Georgi; Ohl, Ricciardi, Simmons; Bigi, Uraltsev



naive expectation for a single diagram:

$y_D$	no GIM	with GIM	
$D = 6, 7$	$2 \cdot 10^{-2}$	$1 \cdot 10^{-6}$	Calculation
$D = 9$	$2 \cdot 10^{-2} \dots 5 \cdot 10^{-4}$	???	Dimensional Estimate
$D = 12$	$2 \cdot 10^{-2} \dots 1 \cdot 10^{-5}$	???	Dimensional Estimate

? Can one obtain  $y_D^{Exp.}$ ?

?How big can  $\phi$  be?

Our dimensional estimates

- Determine  $\Gamma_{12}$ : Imaginary part of 1-loop
- Estimate  $D = 9$ :
  - Quark condensate:  $\langle \bar{s}s \rangle / m_c^3$
  - $4\pi\alpha_s$  relative to LO diagram
  - GIM :  $(m_s/m_c)^3$  and  $m_s/m_c$

Suppressed by about  $2 \cdot 10^{-5}, 3 \cdot 10^{-3}$  compared to  $D=6$  diagram  
 $D=6$  GIM suppressed by about  $5 \cdot 10^{-5} \Rightarrow$  ! IMPORTANT !

### Dimensional estimate in Bigi, Uraltsev 2001

- Determine  $M_{12}$ : 0-loop
- Estimate  $D = 9$ : Quark condensate:  $\mu_{hadron.}^3 / m_c^3$  soft GIM :  $m_s / \mu_{hadron.}$
- Estimate  $\Gamma_{12}$  via dispersion integral over  $M_{12}$

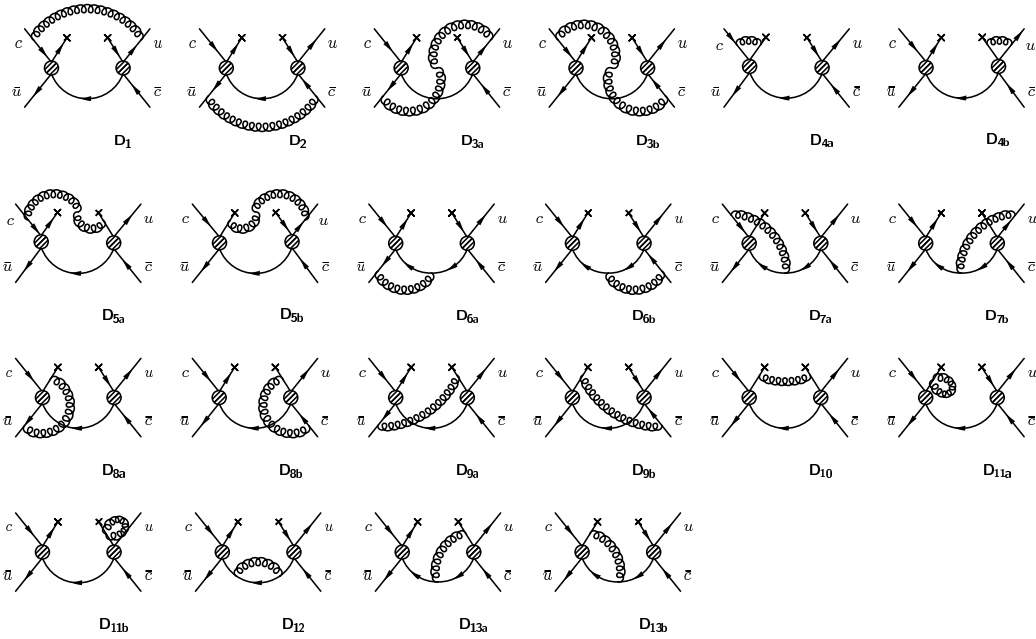
Difference:  $\frac{\langle \bar{s}s \rangle m_s}{m_c^4}$  vs.  $\frac{m_s \mu_{hadron.}^2}{m_c^3}$  or better  $\langle \bar{q}q \rangle \approx (0.24 \text{ GeV})^3$  vs.  $\mu_{hadron.} \approx 1$  GeV

$\Rightarrow$  BU/BBLNP  $\approx 80 \Rightarrow$  Calculation has to decide!

## Our Research Program

1. Redo  $D=6$  without any approximations  
Bobrowski, A.L, Riedl, Rohrwild, JHEP 2010
2. Calculate  $D \geq 9$   
Bobrowski, A.L. 2010; Bobrowski, Braun, A.L., Nierste, Prill unpublished
3. Calculate  $D \geq 12$
4. Calculate  $M_{12}$
5. Calculate lifetimes of D mesons
6. Give a much more reliable range for the SM values of the possible size of CP violation in D mixing

Determination of  $D= 9,10,\dots$  in factorisation approximation



- Factorisation approximation, expected to hold up to  $1/N_c$

- Enhancement of  $\mathcal{O}(15)$  compared to leading term  
Large effect, but not as large as estimated by Bigi, Uraltsev
- GIM cancellation reduced to:  $\propto m_s^3$

$$\Gamma_{12} \propto \lambda_s^2 \cdot \frac{m_s^6}{m_c^6} + 2\lambda_s\lambda_b \cdot \frac{m_s^2}{m_c^2} + \lambda_b^2 \cdot 1$$

$$\rightarrow \Gamma_{12} \propto \lambda_s^2 \cdot \frac{m_s^3}{m_c^3} + 2\lambda_s\lambda_b \cdot \frac{m_s^2}{m_c^2} + \lambda_b^2 \cdot 1$$

$y_D$	no GIM	with GIM	CP violation	
$D = 6, 7$	$2 \cdot 10^{-2}$	$1 \cdot 10^{-6}$	$\mathcal{O}(1)$	Calculation
$D = 9$	$2 \cdot 10^{-2} \dots (3.5 \cdot 10^{-3}) \dots 5 \cdot 10^{-4}$	$1.5 \cdot 10^{-5}$	$\mathcal{O}(5\%)$	Calculation
$D = 12$	$2 \cdot 10^{-2} \dots 1 \cdot 10^{-5}$	???		Dim. Estimate

next Dim 12!

## 9.5 Open Questions

- How large is the SM contribution to  $D$ -mixing?

$$\left. \frac{x_{B_s^0}}{x_{D^0}} \right|_{\text{Exp}} = \mathbf{42} \cdot 10^2 \quad (379)$$

Continue the full calculation of  $D$ -mixing within the HQE approach and look for other ideas.

- How large is weak mixing phase in the  $B_s$ -system

$$\Phi_s^{\text{SM}} = \mathbf{42} \cdot 10^{-4} \quad (380)$$

LHCb will show!

- Is the Dimuon result from  $D^0$  real or only a statistical fluctuation?

$$\frac{A_{SL}^{D^0}}{A_{SE}^{\text{SM}}} = \mathbf{42} \quad (381)$$

More results from TeVatron and LHC...

## 9.6 Comments

Exercise: Calculate  $M_{12}$

Exercise: Calculate  $\Delta\Gamma_s$

Lecture: Discuss NLO-QCD and lattice

The final success:  $\Delta\Gamma_s$  vs. Quark-hadron duality

## 10 Exclusive B-decays

### 10.1 Decay topologies and QCD factorisation

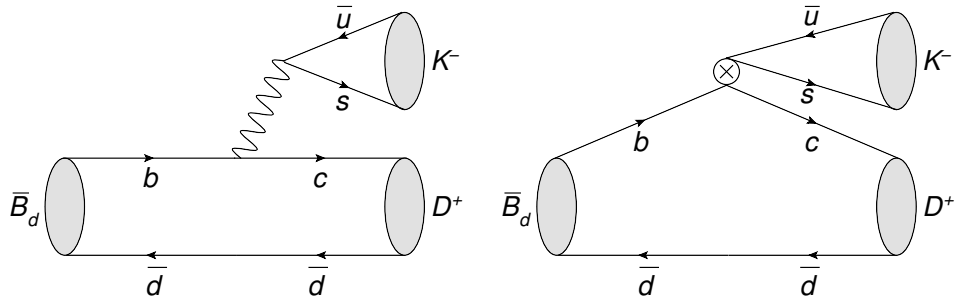
(following Chapter 3 of the lecture notes from Thorsten Feldmann)

As an example for different decay topologies we consider several  $B \rightarrow DK$  decays:

- a)  $\bar{B}_d \rightarrow D^+ K^-$ : The branching ratio of this decay is measured [9] to be

$$Br(\bar{B}_d \rightarrow D^+ K^-) = (1.97 \pm 0.21) \cdot 10^{-4}, \quad (382)$$

the decay proceeds via the following tree-level diagrams (in the SM and in the effective theory)

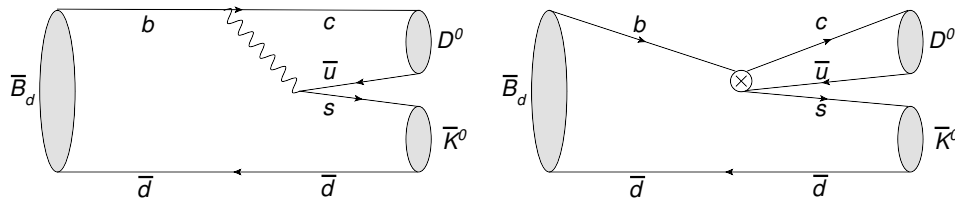


This topology is called **tree-level topology (class I)**. Naive colour counting gives two colour loops and thus a numerical factor  $N_c^2$ .

- b)  $\bar{B}_d \rightarrow D^0 \bar{K}^0$ : The branching ratio of this decay is measured [9] to be

$$Br(\bar{B}_d \rightarrow D^0 \bar{K}^0) = (5.2 \pm 0.7) \cdot 10^{-5}, \quad (383)$$

the decay proceeds now via a different tree-level topology,

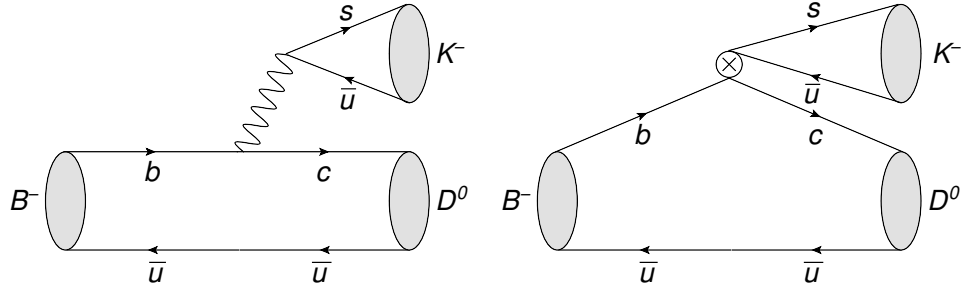


which is called **tree-level topology (class II)**. Naive colour counting gives only one colour loop and thus a numerical factor  $N_c$ .

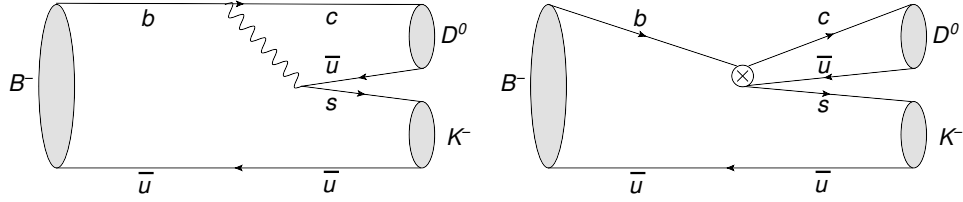
- c)  $B^- \rightarrow D^0 K^-$ : The branching ratio of this decay is measured [9] to be

$$Br(B^- \rightarrow D^0 K^-) = (3.70 \pm 0.17) \cdot 10^{-4}. \quad (384)$$

Here we have both class I topology



and class II topology

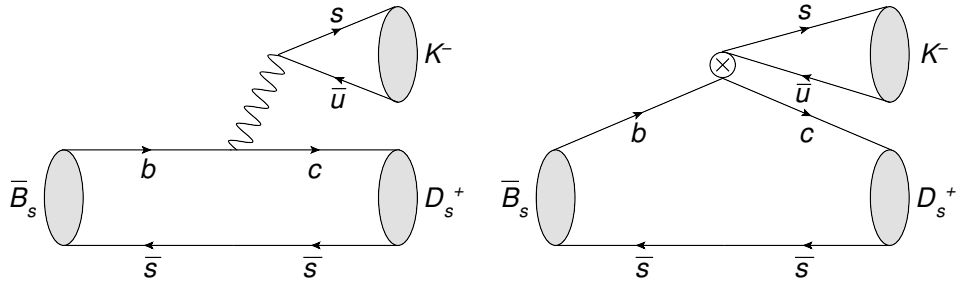


numerically class I is dominant.

- d)  $\bar{B}_s \rightarrow D_s^+ K^-$ : The branching ratio of this decay is measured [9] to be

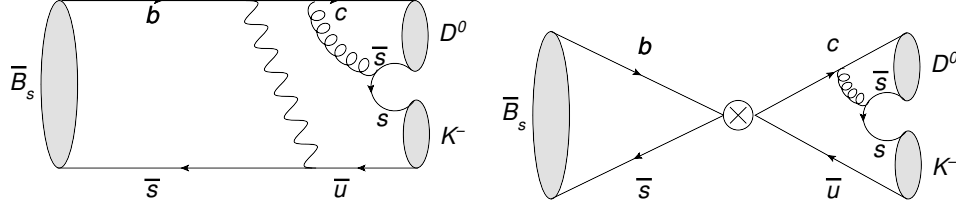
$$Br(\bar{B}_s \rightarrow D_s^+ K^-) = (2.03 \pm 0.28) \cdot 10^{-4} \quad (385)$$

This decay proceeds via class I tree-level topology (in the SM and in the effective theory)





Besides the class I topology we have a new one that is called **annihilation topology**.



Naive colour counting gives for the annihilation one colour loop and thus a numerical factor  $N_c$ .

Now we would like to investigate the above decays a little more quantitatively. In the above naive colour estimates we implicitly assumed the insertion of the colour singlett operator  $Q_2$ , now we will do the general case of the effective Hamiltonian.

a) Tree-level topology (Class I):

The amplitude for the  $\bar{B}_d \rightarrow D^+ K^-$  decay reads

$$\langle D^+ K^- | \mathcal{H}_{eff} | \bar{B}_d \rangle = \frac{G_F}{\sqrt{2}} V_{cb} V_{us}^* \sum_{i=1}^2 C_i(\mu) \langle D^+ K^- | Q_i | \bar{B}_d \rangle \quad (386)$$

In principle we have to determine the matrix elements of the operators  $Q_1$  and  $Q_2$  non-perturbatively; in practice we cannot do this yet. Thus we have to rely on some additional assumptions.

The naive factorisation approximation states

$$\langle D^+ K^- | Q_2 | \bar{B}_d \rangle \approx \langle D^+ | j^{(b \rightarrow c)} | \bar{B}_d \rangle \langle K^- | j^{(u \rightarrow c)} | \bar{B}_d \rangle \quad (387)$$

$$= F^{B \rightarrow D}(q^2 = M_K^2) \cdot f_K \quad (388)$$

The first object is called a form factor and the second one is a decay constant. In order to get the contribution of the operator  $Q_1$  we have to express this operator in terms of colour singlett operator and colour octett operator. Using  $\hat{1} = \frac{1}{3} \cdot 1 + \text{octett}$  (see appendix) and keeping in mind that only the colour singlett part contributes, we find thus that  $C_1$  appears with an additions factor 1/3. Hence we get for the

amplitude in naive factorisation approximation:

$$\langle D^+ K^- | \mathcal{H}_{eff} | \bar{B}_d \rangle = \frac{G_F}{\sqrt{2}} V_{cb} V_{us}^* \left[ \frac{1}{3} C_1(\mu) + C_2(\mu) \right] F^{B \rightarrow D}(q^2 = M_K^2) \cdot f_K \quad (389)$$

The numerical value of the combination of the Wilson coefficients reads

$$C_2[5] + \frac{1}{3} C_1[5] = 1.01974. \quad (390)$$

Since the scale dependence of the Wilson coefficients cannot be compensated by the form factors and the decay constants (they have no scale dependence) it is clear that naive factorisation is just a naive approximation and theoretically not consistent.

This problem is solved by the QCD (improved) factorisation approach [194, 195, 196, 197], which gives an expression of the following form,

$$\sum_{i=1}^2 C_i(\mu) \langle D^+ K^- | Q_i | \bar{B}_d \rangle = F^{B \rightarrow D}(q^2 = M_K^2) \cdot f_K \int_0^1 du \left[ \frac{1}{3} C_1(\mu) + C_2(\mu) + \frac{\alpha_s(\mu)}{4\pi} t(u, \mu) \phi_k(u, \mu) \right] + \mathcal{O} \left( \frac{\Lambda}{m_b} \right) \quad (391)$$

where  $t$  is a function that can be calculated in perturbation theory and  $\phi_K$  is the so-called distribution amplitude of the kaon.

b) Tree-level topology (Class II)

$$C_1[5] + \frac{1}{3} C_2[5] = 0.142811 \quad (392)$$

Experimentally we get for

$$\frac{Br(\bar{B}_d \rightarrow D^+ K^-)}{Br(\bar{B}_d \rightarrow D^0 \bar{K}^0)} = 3.788 \quad (393)$$

Naive factorisation predicts a ratio of

$$\frac{C_2[5] + \frac{1}{3} C_1[5]}{C_1[5] + \frac{1}{3} C_2[5]} = 50.9865. \quad (394)$$

Thus the theory is off by a factor of  $13.4584 = (3.66857)^2$ . Naive colour counting would work here better: QCD factorisation predicts ....

c) Annihilation topology

## 10.2 Heavy Quark Effective Theory

a method to calculate form factors

Chapter 5 of Thorsten Lecture Notes

## 10.3 Different Methods

LCSR

BBNS

Example  $\Lambda_b \rightarrow p\nu l?$

# 11 Search for new physics

## 11.1 Model independent analyses

### 11.1.1 BSM effects in the tree-level operators $Q_{1,2}$

Gilberto -  $\gamma$ ,  $\Delta\Gamma_d$

### 11.1.2 BSM effects in $b \rightarrow c\bar{c}s$ operators

Sebastian, Matthew, Kirsty - anomalies, lifetimes

### 11.1.3 Model independent analyses in B-mixing

In [187] a model independent way to determine new physics effects in the mixing sector was presented. We assume that new physics does not alter  $\Gamma_{12}$  - at least not more than the intrinsic QCD uncertainties, but it might have a considerable effect on  $M_{12}$ . Therefore we write

$$\Gamma_{12}^q = \Gamma_{12}^{q,\text{SM}} \quad M_{12}^q = M_{12}^{q,\text{SM}} \cdot \Delta_q \quad (395)$$

By comparing experiment and theory for the different mixing observables we get bounds in the complex  $\Delta$ -plane, see [187]. In [?] we performed a fit of the complex parameters  $\Delta_d$  and  $\Delta_s$ . The result is shown in Fig. 1 We found that the SM is excluded by 3.6 standard deviations.

### 11.1.4 Search for new physics in D mixing

Contrary to expectation:  $\Gamma_{12}$  is sensitive to new physics!!!

$$\Gamma_{12} = -\lambda_s^2 (\Gamma_{ss} - 2\Gamma_{sd} + \Gamma_{dd}) + 2\lambda_s\lambda_b (\Gamma_{sd} - \Gamma_{dd}) - \lambda_b^2\Gamma_{dd}$$

$\Gamma_{12}$  is small, because

1.  $\Gamma_{ss} - 2\Gamma_{sd} + \Gamma_{dd}$  is small
2.  $\lambda_b$  is small

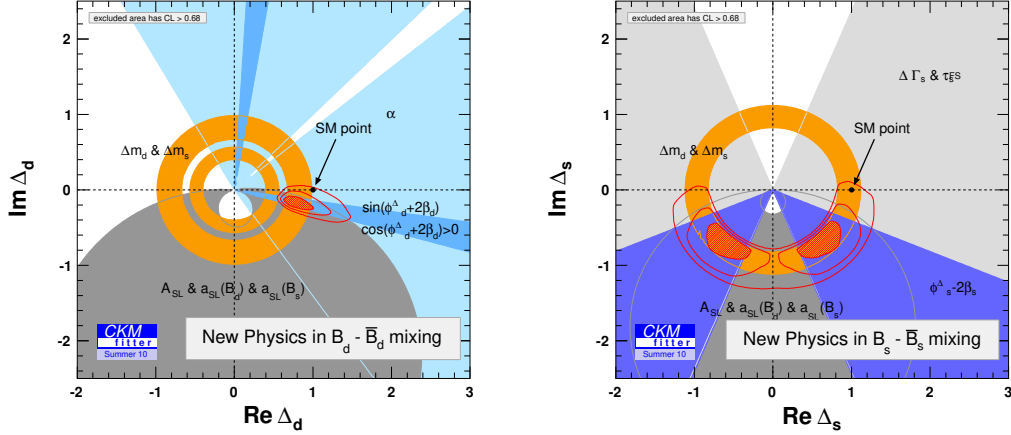


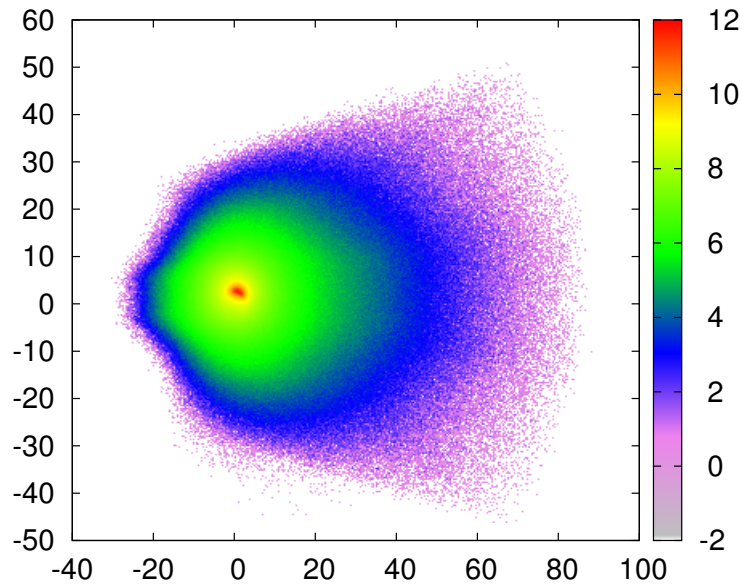
Figure 1: Allowed regions for  $\Delta_d$  and  $\Delta_s$  [?].

$\Rightarrow$  2 possibilities for enhancements

1. Enhance  $\Gamma_{ss} - 2\Gamma_{sd} + \Gamma_{dd}$   
e.g. Golowich et al.: small corrections to the individual decay rates that do not cancel via GIM
2. “Enhance  $\lambda_b$ ”  
The resurrection of the SM 4

$$\Gamma_{12} = -\lambda_s^2 (\Gamma_{ss} - 2\Gamma_{sd} + \Gamma_{dd}) + 2\lambda_s (\lambda_b + \lambda_{b'}) (\Gamma_{sd} - \Gamma_{dd}) - (\lambda_b + \lambda_{b'})^2 \Gamma_{dd}$$

$\lambda_b \propto \lambda^{5\dots 6}$  - still possible  $\lambda_{b'} \propto \lambda^3$  (arXiv:0902.4883) see also Melic et al, Kou et al., Soni et. al, Hou et al. ...



## 11.2 Model dependent analyses

This was done above for B-mixing, similar results have been obtained for other observables....

### 11.2.1 SM4

### 11.2.2 2HDM

- Leptonic decays:  $B \rightarrow \tau nu$
- Semi leptonic decays
- B-mixing
- Rare decays  $b \rightarrow s\gamma$

### 11.3 Model independent analyses

## 12 Acknowledgements

I would like to thank my PhD student Gilberto Tetlamatzi-Xolocotzi for creating most of the Feynman diagrams in these notes; my summer students Lucy Budge, Jonathan Cullen and Liu for updating the mixing observables, doing the plots for the time evolution and comparing different definitions for the mixing phases.

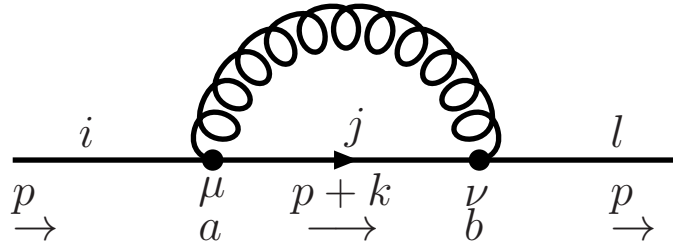
## 13 Appendix A: Basic QCD calculations

### 13.1 One-Loop Corrections

In this section we derive in detail the one-loop corrections to all elementary objects in QCD: the quark propagator, the gluon propagator and the quark gluon vertex. In section 13.1.4 we have collected a list of useful formulae which we are using extensively in the following.

#### 13.1.1 Quark Self Energy

The one-loop correction for the quark self energy is given by the following Feynman diagram, denoted by  $i\Sigma(\not{p}, m)$ :



$p$  and  $k$  denote the momenta,  $i$ ,  $j$  and  $l$  denote the colour of the quark,  $\mu$  and  $\nu$  are the usual Dirac indices and  $a$  and  $b$  denote different gluons. The Feynman rules give the following expression:

$$\begin{aligned} \Sigma(\not{p}, m) &= \int \frac{d^4k}{(2\pi)^4} \frac{1}{i} (ig\gamma_\nu(T^b)_{jl}) \left( -i\delta^{ab} \frac{g^{\mu\nu}}{k^2} \right) \left( i \frac{\not{p} + \not{k} + m}{(p+k)^2 - m^2} \right) (ig\gamma_\mu(T^a)_{ij}) \\ &= -g^2 (T^a T^a)_{il} \int \frac{d^4k}{(2\pi)^4} \frac{\gamma^\mu (\not{p} + \not{k} + m) \gamma_\mu}{i [(p+k)^2 - m^2] k^2}. \end{aligned} \quad (396)$$

We use dimensional regularisation ( $D = 4 - 2\epsilon$ ,  $g \rightarrow g\mu^\epsilon$ ) to evaluate this integral. With  $(T^a T^a)_{il} = C_F \delta_{il}$ ,  $C_F = 4/3$  one gets

$$\Sigma(\not{p}, m) = -g^2 C_F \delta_{il} \mu^{2\epsilon} \int \frac{d^D k}{(2\pi)^D} \frac{(2-D)(\not{p} + \not{k}) + Dm}{i [(p+k)^2 - m^2] k^2}. \quad (397)$$

According to the so-called Feynman-trick (see section 13.1.4) the two propagators can be rewritten in the following way

$$\frac{1}{[(p+k)^2 - m^2] k^2} = \int_0^1 \frac{dx}{[\tilde{k}^2 - M^2]^2}, \quad (398)$$



$$\text{with} \quad \tilde{k} = k + px, M^2 = x(m^2 - p^2(1-x)).$$

Performing the shift  $k \rightarrow \tilde{k}$  and using the fact, that terms which are linear in the momentum  $k$  vanish after integration we get

$$\begin{aligned} \Sigma(\not{p}, m) &= -g^2 C_F \delta_{il} \mu^{2\epsilon} \int_0^1 dx [(2-D) \not{p}(1-x) + Dm] \\ &\cdot \int \frac{d^D k}{(2\pi)^{D_i}} \frac{1}{[k^2 - M^2]^2}. \end{aligned} \quad (399)$$

The momentum integral is already in standard form, so we can apply our formulae from section 13.1.4. With

$$\int \frac{d^D k}{(2\pi)^{D_i}} \frac{1}{[k^2 - M^2]^2} = \frac{1}{(4\pi)^{\frac{D}{2}}} \frac{\Gamma(2 - \frac{D}{2})}{(M^2)^{2 - \frac{D}{2}}}, \quad (400)$$

we get for the quark self energy

$$\Sigma(\not{p}, m) = -\frac{g^2 C_F \delta_{il}}{(4\pi)^2} \mu^{2\epsilon} \Gamma(\epsilon) (4\pi)^\epsilon \int_0^1 dx \frac{(2-D) \not{p}(1-x) + Dm}{(M^2)^\epsilon}. \quad (401)$$

For massless quarks we immediately get the final result

$$\begin{aligned} \Sigma(\not{p}, 0) &= -\frac{\alpha_s}{4\pi} C_F \delta_{il} \not{p} \frac{\mu^{2\epsilon} (4\pi)^\epsilon \Gamma(\epsilon)}{(-p^2)^\epsilon} (2-D) \int_0^1 dx (1-x)^{1-\epsilon} x^{-\epsilon} \\ &= \frac{\alpha_s}{2\pi} C_F \delta_{il} \not{p} \left( \frac{4\pi \mu^2}{-p^2} \right)^\epsilon \frac{\Gamma(\epsilon) \Gamma^2(2-\epsilon)}{\Gamma(3-2\epsilon)} \\ &\approx \frac{\alpha_s}{3\pi} \delta_{il} \not{p} \left[ \frac{1}{\epsilon} - \gamma_E + \ln 4\pi + \ln \frac{\mu^2}{-p^2} + 1 + \mathcal{O}(\epsilon) \right], \end{aligned} \quad (402)$$

where we have performed a Taylor expansion around  $\epsilon = 0$  in the last step. For the case of non-vanishing quark masses it seems to be easier to perform the Taylor expansion around  $\epsilon = 0$  in Eq. (401) before the  $x$ -integration.

$$\begin{aligned} \Sigma(\not{p}, m) &= 2 \frac{\alpha_s}{3\pi} \delta_{il} \int_0^1 dx \Gamma(\epsilon) \left( \frac{\mu^2 4\pi}{x(m^2 - p^2(1-x))} \right)^\epsilon [(1-\epsilon) \not{p}(1-x) - (2-\epsilon)m] \\ &=: m \Sigma_1(p^2, m) + \not{p} \Sigma_2(p^2, m). \end{aligned} \quad (403)$$

Performing the Taylor expansion and the subsequent  $x$ -integration we obtain the final result for  $\Sigma_1$  and  $\Sigma_2$ :

$$\begin{aligned}
\Sigma_1(p^2, m) &\approx -4\frac{\alpha_s}{3\pi}\delta_{il}\int_0^1 dx \left[ \frac{1}{\epsilon} - \gamma_e + \ln(\mu^2 4\pi) - \ln x - \ln(m^2 - p^2(1-x)) - \frac{1}{2} \right] \\
&= -4\frac{\alpha_s}{3\pi}\delta_{il} \left[ \frac{1}{\epsilon} - \gamma_e + \ln(4\pi) + \frac{3}{2} - \ln \frac{m^2 - p^2}{\mu^2} + \frac{m^2}{p^2} \ln \frac{m^2 - p^2}{m^2} \right]. \\
\Sigma_2(p^2, m) &\approx 2\frac{\alpha_s}{3\pi}\delta_{il}\int_0^1 dx(1-x) \left[ \frac{1}{\epsilon} - \gamma_e + \ln(\mu^2 4\pi) - \ln x - \ln(m^2 - p^2(1-x)) - 1 \right] \\
&= \frac{\alpha_s}{3\pi}\delta_{il} \left[ \frac{1}{\epsilon} - \gamma_e + \ln(4\pi) + 1 + \frac{m^2}{p^2} - \ln \frac{m^2 - p^2}{\mu^2} + \frac{m^4}{p^4} \ln \frac{m^2 - p^2}{m^2} \right].
\end{aligned} \tag{404}$$

For the determination of the so-called *pole mass* of the quark we need the self energy evaluated at  $p^2 = m^2$ .

$$\begin{aligned}
\Sigma_1(m^2, m) &\approx -4\frac{\alpha_s}{3\pi}\delta_{il}\int_0^1 dx \left[ \frac{1}{\epsilon} - \gamma_e + \ln(4\pi) - \frac{1}{2} + \ln \frac{\mu^2}{m^2} - 2 \ln x \right] \\
&= -4\frac{\alpha_s}{3\pi}\delta_{il} \left[ \frac{1}{\epsilon} - \gamma_e + \ln(4\pi) + \frac{3}{2} + \ln \frac{\mu^2}{m^2} \right]. \\
\Sigma_2(m^2, m) &\approx 2\frac{\alpha_s}{3\pi}\delta_{il}\int_0^1 dx(1-x) \left[ \frac{1}{\epsilon} - \gamma_e + \ln(4\pi) - 1 + \ln \frac{\mu^2}{m^2} - 2 \ln x \right] \\
&= \frac{\alpha_s}{3\pi}\delta_{il} \left[ \frac{1}{\epsilon} - \gamma_e + \ln(4\pi) + 2 + \ln \frac{\mu^2}{m^2} \right]. \\
\Sigma(\not{p} = m, m) &= -3\frac{\alpha_s}{3\pi}\delta_{il}m \left[ \frac{1}{\epsilon} - \gamma_e + \ln(4\pi) + \frac{4}{3} + \ln \frac{\mu^2}{m^2} \right].
\end{aligned} \tag{405}$$

The same diagram can be easily calculated with the use of an cut-off instead of dimensional regularisation. Therefore we start with the form given in Eq. (399)

$$\Sigma(\not{p}, m) = 2g^2 C_F \delta_{il} \int_0^1 dx [\not{p}(1-x) - 2m] \int \frac{d^4 k}{(2\pi)^{4i}} \frac{1}{[k^2 - M^2]^2}.$$

(406)

Applying the *Wick rotation* we can write

$$\int \frac{d^4 k}{(2\pi)^4 i} f(k^2) = \frac{1}{(4\pi)^2} \int_0^\infty dk_E^2 k_E^2 f(-k_E^2). \quad (407)$$

Inserting this in the quark self energy we get

$$\Sigma(\not{p}, m) = 2 \frac{g^2}{(4\pi)^2} C_F \delta_{il} \int_0^1 dx [\not{p}(1-x) - 2m] \int_0^\infty dk^2 k^2 \frac{1}{[k^2 + M^2]^2}. \quad (408)$$

The momentum integral is solved by introducing a cut-off  $\Lambda$ .

$$\begin{aligned} \int_0^\Lambda dk^2 k^2 \frac{1}{[k^2 + M^2]^2} &= \ln \left( 1 + \frac{\Lambda}{M^2} \right) + \frac{M^2}{M^2 + \Lambda} - 1 \\ &\approx \ln \frac{\Lambda}{M^2} - 1. \end{aligned} \quad (409)$$

Finally we get the following result, that can be compared with the result obtained by dimensional regularisation.

$$\begin{aligned} \Sigma^\Lambda(\not{p}, m) &= \frac{\alpha_s}{2\pi} C_F \delta_{il} \int_0^1 dx \left\{ [\not{p}(1-x) - 2m] \right. \\ &\quad \left. \left( \ln \frac{\Lambda}{\tilde{M}^2} - \ln \frac{x(m^2 - p^2(1-x))}{\tilde{M}^2} - 1 \right) \right\}. \end{aligned} \quad (410)$$

$$\begin{aligned} \Sigma^\epsilon(\not{p}, m) &= \frac{\alpha_s}{2\pi} C_F \delta_{il} \int_0^1 dx \left\{ [\not{p}(1-x) - 2m] \right. \\ &\quad \left. \left( \frac{1}{\epsilon} - \gamma_e + \ln 4\pi - \ln \frac{x(m^2 - p^2(1-x))}{\mu^2} - 1 \right) - m \right\}. \end{aligned} \quad (411)$$

Comparing this two very similar looking expressions, we find the following correspondence.

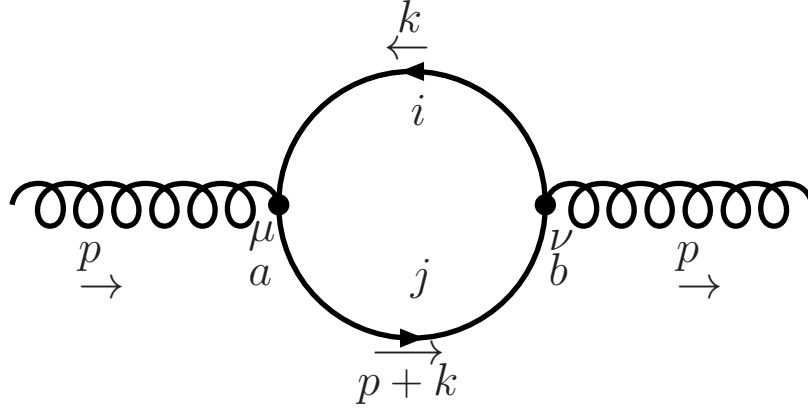
$$\frac{1}{\epsilon} - \gamma_e + \ln 4\pi \Leftrightarrow \ln \frac{\Lambda}{\tilde{M}}. \quad (412)$$

$$\mu \Leftrightarrow \tilde{M}. \quad (413)$$

The remaining difference is the finite term  $-m$  in the dimensional regularisation.

### 13.1.2 Gluon Self Energy

There are several one-loop corrections for the gluon self energy. We start our calculation with the contribution of virtual quarks which is given by the following Feynman diagram, denoted by  $i\Pi_{\mu\nu}^{q,ab}(p, m)$ .



$p$  and  $k$  denote the momenta,  $i$  and  $j$  denote the colour of the quark,  $\mu$  and  $\nu$  are the usual Dirac indices and  $a$  and  $b$  denote different gluons. The Feynman rules give the following expression.

$$\begin{aligned} \Pi_{\mu\nu}^{q,ab}(p, m) &= (-1) \int \frac{d^D k}{(2\pi)^D i} \text{Tr} \left[ (ig\mu^\epsilon \gamma_\nu (T^b)_{ji}) \left( i \frac{\not{p} + \not{k} + m}{(p+k)^2 - m^2} \right) \right. \\ &\quad \left. (ig\mu^\epsilon \gamma_\mu (T^a)_{ij}) \left( i \frac{\not{k} + m}{k^2 - m^2} \right) \right] \\ &= -g^2 \mu^{2\epsilon} (T^a T^b)_{ii} \int \frac{d^D k}{(2\pi)^D i} \frac{\text{Tr} [\gamma_\nu (\not{p} + \not{k} + m) \gamma_\mu (\not{k} + m)]}{[(p+k)^2 - m^2] [k^2 - m^2]}. \end{aligned} \quad (414)$$

Using the fact that the trace of three  $\gamma$ -matrices vanishes,  $(T^a T^b)_{ii} = \delta^{ab}/2$  and the Feynman-trick

$$\frac{1}{[(p+k)^2 - m^2] [k^2 - m^2]} = \int_0^1 \frac{dx}{[\tilde{k}^2 - M^2]^2}, \quad (415)$$

with  $\tilde{k} = k + px, M^2 = m^2 - p^2 x(1-x)$

we obtain after a shift  $k \rightarrow \tilde{k}$  the following expression (linear terms in  $k$  vanish)

$$\Pi_{\mu\nu}^{q,ab}(p, m) = -\frac{g^2\mu^{2\epsilon}}{2}\delta^{ab}\int_0^1 dx \int \frac{d^D k}{(2\pi)^{D_i}} \frac{\text{Tr}[\gamma_\nu \not{k}\gamma_\mu \not{k} - x(1-x)\gamma_\nu \not{p}\gamma_\mu \not{p} + m^2\gamma_\nu\gamma_\mu]}{[k^2 - M^2]^2}. \quad (416)$$

In that problem two kinds of  $k$ -integrals appear which can be solved using the formulae in section 13.1.4.

$$B = \int \frac{d^D k}{(2\pi)^{D_i}} \frac{1}{[k^2 - M^2]^2} = \frac{1}{(4\pi)^2} \frac{(4\pi)^\epsilon \Gamma(\epsilon)}{(M^2)^\epsilon}. \quad (417)$$

$$B^{\mu\nu} = \int \frac{d^D k}{(2\pi)^{D_i}} \frac{k^\mu k^\nu}{[k^2 - M^2]^2} = \frac{1}{(4\pi)^2} \frac{(4\pi)^\epsilon \Gamma(\epsilon)}{(M^2)^\epsilon} \frac{g^{\mu\nu}}{2} \frac{M^2}{1-\epsilon}. \quad (418)$$

Therefore we get for the gluon self energy

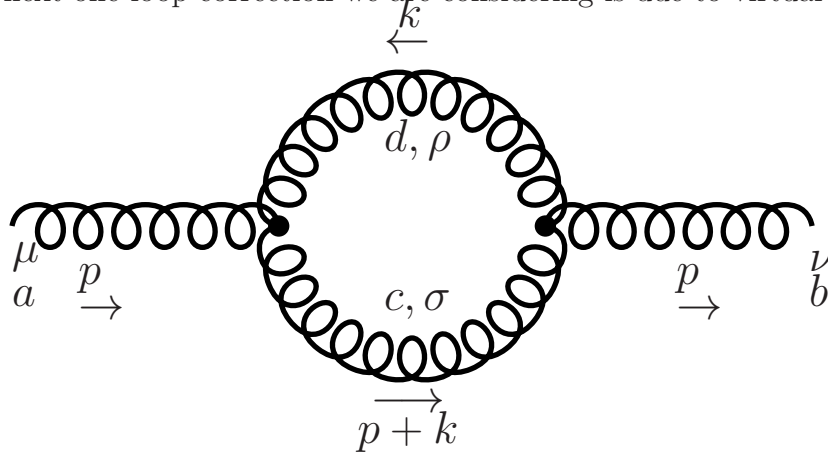
$$\begin{aligned} \Pi_{\mu\nu}^{q,ab}(p, m) &= -\frac{g^2}{(4\pi)^2} \frac{\delta^{ab}}{2} (4\pi\mu^2)^\epsilon \Gamma(\epsilon) \int_0^1 dx \frac{1}{(M^2)^\epsilon} \\ &\quad \text{Tr} \left[ \frac{\gamma_\nu \gamma_\alpha \gamma_\mu \gamma^\alpha}{2(1-\epsilon)} M^2 - x(1-x)\gamma_\nu \not{p}\gamma_\mu \not{p} + m^2\gamma_\nu\gamma_\mu \right] \\ &= -\frac{\alpha_s}{4\pi} \frac{\delta^{ab}}{2} (4\pi\mu^2)^\epsilon \Gamma(\epsilon) \int_0^1 dx \frac{x(1-x)}{(m^2 - p^2 x(1-x))^\epsilon} \text{Tr} [\gamma_\nu \gamma_\mu p^2 - \gamma_\nu \not{p}\gamma_\mu \not{p}] \\ &= -\frac{\alpha_s}{\pi} \delta^{ab} (p^2 g^{\mu\nu} - p^\mu p^\nu) (4\pi\mu^2)^\epsilon \Gamma(\epsilon) \int_0^1 dx \frac{x(1-x)}{(m^2 - p^2 x(1-x))^\epsilon}. \quad (419) \end{aligned}$$

Performing a Taylor expansion we get

$$\begin{aligned} \Pi_{\mu\nu}^{q,ab}(p, m) &= -\frac{\alpha_s}{6\pi} \delta^{ab} (p^2 g^{\mu\nu} - p^\mu p^\nu) \\ &\quad \left[ \frac{1}{\epsilon} - \gamma_E + \ln(4\pi) + 6 \int_0^1 dx x(1-x) \ln \frac{m^2 - p^2 x(1-x)}{\mu^2} \right]. \quad (420) \end{aligned}$$

The last integral can of course be solved analytically, but we think it is more elegant to express the result in the given form.

The next one-loop correction we are considering is due to virtual gluons:



$p$  and  $k$  denote the momenta,  $\mu$ ,  $\rho$ ,  $\sigma$  and  $\nu$  are usual Dirac indices and  $a$ ,  $b$ ,  $c$  and  $d$  denote different gluons. The Feynman rules give the following expression.

$$\Pi_{\mu\nu}^{3g,ab}(p, m) = \int \frac{d^D k}{(2\pi)^D i} \left( -i \frac{1}{(p+k)^2} \right) \left( -i \frac{1}{k^2} \right) X_{\mu\nu}^{ab}. \quad (421)$$

In  $X_{\mu\nu}^{ab}$  we have encoded the Feynman rules for the three gluon vertex and the metric tensors from the gluon propagators. The denominators of the two propagators can be combined in the same way as in the previous example, with a simpler form of  $M^2$ .

$$M^2 = -p^2 x(1-x). \quad (422)$$

For  $X_{\mu\nu}^{ab}$  we get

$$\begin{aligned} X_{\mu\nu}^{ab} &= g\mu^\epsilon f^{acd} [g^{\mu\sigma}(2p+k)^\rho - g^{\sigma\rho}(2k+p)^\mu + g^{\rho\mu}(k-p)^\sigma] g_{\rho\rho'} g_{\sigma\sigma'} \\ &\quad g\mu^\epsilon f^{dcb} [-g^{\rho'\sigma'}(2k+p)^\nu + g^{\sigma'\nu}(2p+k)^{\rho'} + g^{\nu\rho'}(k-p)^{\sigma'}] \\ &= -g^2 \mu^{2\epsilon} f^{acd} f^{bcd} [g^{\mu\nu}(5p^2 + 2pk + 2k^2) + (D-1)(2k+p)^\mu(2k+p)^\nu \\ &\quad - (2p+k)^\mu(2p+k)^\nu - (p-k)^\mu(p-k)^\nu]. \end{aligned} \quad (423)$$

When performing the momentum integration we make a shift in the integration variable  $k$ , in practice this means that we exchange  $k$  by  $k - xp$ .

$$X_{\mu\nu}^{ab} = -3g^2 \mu^{2\epsilon} \delta^{ab} [g^{\mu\nu} (p^2(5-2x+2x^2) + 2k^2)$$

$$\begin{aligned}
& +(4D - 6)k^\mu k^\nu \\
& + (D(1 - 2x)^2 - 6(1 - x + x^2)) p^\mu p^\nu] . \quad (424)
\end{aligned}$$

Now we can insert everything in Eq. (421).

$$\begin{aligned}
\Pi_{\mu\nu}^{3g,ab}(p, m) &= 3g^2 \mu^{2\epsilon} \delta^{ab} \int_0^1 dx \int \frac{d^D k}{(2\pi)^{Di}} \frac{1}{[k^2 - M^2]^2} [g^{\mu\nu} (p^2(5 - 2x + 2x^2) + 2k^\alpha k^\beta g_{\alpha\beta}) \\
& +(4D - 6)k^\mu k^\nu \\
& + (D(1 - 2x)^2 - 6(1 - x + x^2)) p^\mu p^\nu] . \quad (425)
\end{aligned}$$

Performing all the momentum integrals we get

$$\begin{aligned}
\Pi_{\mu\nu}^{3g,ab}(p, m) &= 3 \frac{g^2}{(4\pi)^2} \delta^{ab} \int_0^1 dx \frac{(4\pi\mu^2)^\epsilon \Gamma(\epsilon)}{[-p^2 x(1-x)]^\epsilon} [g^{\mu\nu} p^2(5 - 2x + 2x^2) \\
& + Dg^{\mu\nu} \frac{-p^2 x(1-x)}{1-\epsilon} + (2D - 3)g^{\mu\nu} \frac{-p^2 x(1-x)}{1-\epsilon} \\
& + (D(1 - 2x)^2 - 6(1 - x + x^2)) p^\mu p^\nu] \\
&= 3 \frac{g^2}{(4\pi)^2} \delta^{ab} \frac{(4\pi\mu^2)^\epsilon \Gamma(\epsilon)}{[-p^2]^\epsilon} \int_0^1 \frac{dx}{[x(1-x)]^\epsilon} \left[ -3(3 - 2\epsilon)g^{\mu\nu} p^2 \frac{x(1-x)}{1-\epsilon} \right. \\
& \left. + g^{\mu\nu} p^2(5 - 2x + 2x^2) - p^\mu p^\nu (2 + 2\epsilon + (10 - 8\epsilon)x - (10 - 8\epsilon)x^2) \right] . \quad (426)
\end{aligned}$$

Before we perform all  $x$ -integrations — only  $\beta$ -functions appear — we will use a simple trick to simplify our expressions. In the above integral we can exchange the integration variable  $x$  with  $1-x$ . The denominator is symmetric in  $x$  and  $1-x$  and in the denominator we have constants, linear and quadratic terms in  $x$ . We can split up  $x$  in  $1/2x + 1/2x$  and exchange in one term  $x$  with  $1-x$ , i.e  $x \rightarrow 1/2x + 1/2(1-x) = 1/2$ , this means we can replace every linear term in the numerator with  $1/2$ .

$$\begin{aligned}
\Pi_{\mu\nu}^{3g,ab}(p, m) &= 3 \frac{g^2}{(4\pi)^2} \delta^{ab} \frac{(4\pi\mu^2)^\epsilon \Gamma(\epsilon)}{[-p^2]^\epsilon} \int_0^1 dx x^{-\epsilon} (1-x)^{-\epsilon} \left[ \frac{g^{\mu\nu} p^2}{1-\epsilon} \left( (11 - 8\epsilon)x^2 - \left(\frac{1}{2} + \epsilon\right) \right) \right. \\
& \left. + p^\mu p^\nu (2(5 - 4\epsilon)x^2 - (7 - 2\epsilon)) \right] . \quad (427)
\end{aligned}$$

Now we perform the  $x$ -integration. With

$$\int_0^1 dx x^{-\epsilon} (1-x)^{-\epsilon} = \beta(1-\epsilon, 1-\epsilon) = \frac{\beta(2-\epsilon, 2-\epsilon)}{1-\epsilon} 2(3-2\epsilon) \quad (428)$$

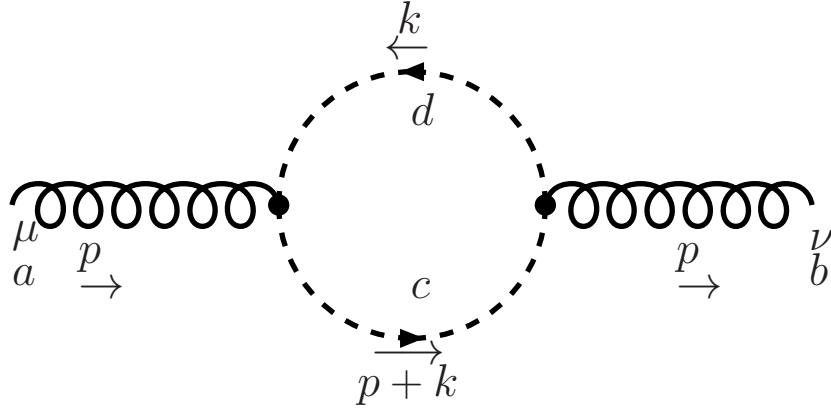
$$\int_0^1 dx x^{2-\epsilon} (1-x)^{-\epsilon} = \beta(3-\epsilon, 1-\epsilon) = \frac{\beta(2-\epsilon, 2-\epsilon)}{1-\epsilon} (2-\epsilon) \quad (429)$$

one gets

$$\Pi_{\mu\nu}^{3g,ab}(p, m) = 3 \frac{\alpha_s}{4\pi} \delta^{ab} \frac{(4\pi\mu^2)^\epsilon \Gamma(\epsilon)}{[-p^2]^\epsilon} \frac{\beta(2-\epsilon, 2-\epsilon)}{1-\epsilon} [g^{\mu\nu} p^2 (19-12\epsilon) - 2p^\mu p^\nu (11-7\epsilon)] . \quad (430)$$

We will perform the Taylor expansion only after all gauge contributions have been summed up.

Next we consider the contribution of virtual Faddeev-Popov-ghosts:



$p$  and  $k$  denote the momenta,  $i$  and  $j$  denote the colour of the quark,  $\mu$  and  $\nu$  are the usual Dirac indices and  $a$  and  $b$  denote different gluons. The Feynman rules give the following expression.

$$\begin{aligned} \Pi_{\mu\nu}^{FP,ab}(p, m) &= (-1) \int \frac{d^D k}{(2\pi)^D i} \left( -i \frac{1}{(p+k)^2} \right) \left( -i \frac{1}{k^2} \right) (-g\mu^\epsilon f^{cad} (p+k)^\mu) (-g\mu^\epsilon f^{dbc} k^\nu) \\ &= -3g^2 \mu^{2\epsilon} \delta^{ab} \int \frac{d^D k}{(2\pi)^D i} \frac{(p+k)^\mu k^\nu}{(p+k)^2 k^2} \end{aligned}$$



$$\begin{aligned}
&= -3g^2\mu^{2\epsilon}\delta^{ab}\int_0^1 dx \int \frac{d^D k}{(2\pi)^{Di}} \frac{k^\mu k^\nu - x(1-x)p^\mu p^\nu}{[k^2 - p^2x(1-x)]^2} \\
&= -3\frac{g^2}{(4\pi)^2}\delta^{ab}\int_0^1 dx \frac{(4\pi\mu^2)^\epsilon\Gamma(\epsilon)}{[-p^2x(1-x)]^\epsilon} \frac{g^{\mu\nu}}{2} \frac{-p^2x(1-x)}{1-\epsilon} - x(1-x)p^\mu p^\nu \\
&= 3\frac{\alpha_s}{4\pi}\delta^{ab}\frac{(4\pi\mu^2)^\epsilon\Gamma(\epsilon)}{[-p^2]^\epsilon} \int_0^1 dx x^{1-\epsilon}(1-x)^{1-\epsilon} \left[ \frac{g^{\mu\nu}}{2} \frac{p^2}{1-\epsilon} + p^\mu p^\nu \right] \\
&= 3\frac{\alpha_s}{4\pi}\delta^{ab}\frac{(4\pi\mu^2)^\epsilon\Gamma(\epsilon)}{[-p^2]^\epsilon} \frac{\Gamma^2(2-\epsilon)}{\Gamma(4-2\epsilon)} \left[ \frac{g^{\mu\nu}}{2} \frac{p^2}{1-\epsilon} + p^\mu p^\nu \right]. \tag{431}
\end{aligned}$$

Summing up the final results for the virtual gluon (including the symmetry factor 1/2) and the virtual ghost we get

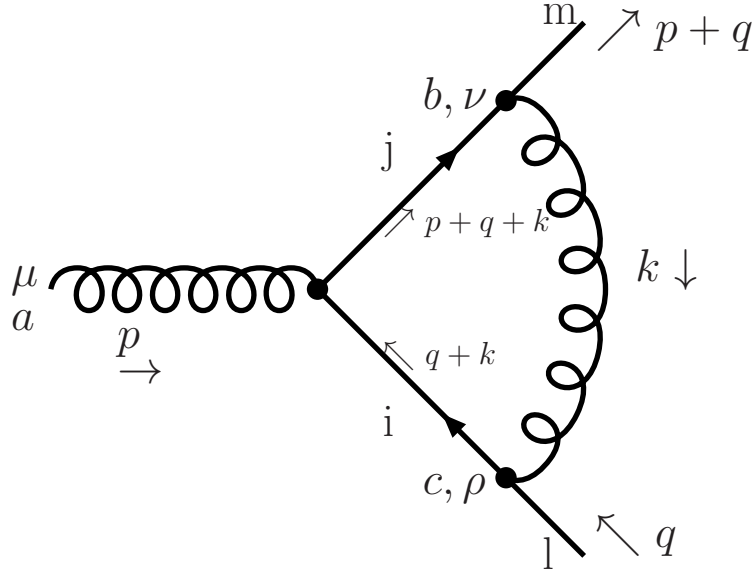
$$\Pi_{\mu\nu}^{g,ab}(p, m) = 3\frac{\alpha_s}{2\pi}\delta^{ab}\frac{(4\pi\mu^2)^\epsilon\Gamma(\epsilon)}{[-p^2]^\epsilon} \frac{\Gamma^2(2-\epsilon)}{\Gamma(4-2\epsilon)} \frac{5-3\epsilon}{1-\epsilon} [g^{\mu\nu}p^2 - p^\mu p^\nu]. \tag{432}$$

Performing a Taylor expansion in  $\epsilon$  we arrive at

$$\Pi_{\mu\nu}^{g,ab}(p, m) = 5\frac{\alpha_s}{4\pi}\delta^{ab} [g^{\mu\nu}p^2 - p^\mu p^\nu] \left( \frac{1}{\epsilon} - \gamma_E + \ln 4\pi + \frac{31}{15} - \ln \frac{-p^2}{\mu^2} \right). \tag{433}$$

### 13.1.3 Vertex Correction

Now we come to the last class of corrections, to virtual vertex corrections, which are given by the following diagram.



$p$ ,  $q$  and  $k$  denote the momenta,  $i, j, l$  and  $m$  denote the colour of the quark,  $\mu, \nu$  and  $\sigma$  are the usual Dirac indices and  $a, b$  and  $c$  denote different gluons. The Feynman rules give the following expression.

$$\begin{aligned}
\Gamma^\mu(p, q, m) &= \int \frac{d^D k}{(2\pi)^D} (ig\gamma_\nu(T^b)_{jm}) \left( i \frac{\not{p} + \not{q} + \not{k} + m}{(p+q+k)^2 - m^2} \right) (ig\gamma_\mu(T^a)_{ij}) \\
&\quad \left( i \frac{\not{q} + \not{k} + m}{(q+k)^2 - m^2} \right) (ig\gamma_\rho(T^c)_{li}) \left( -i\delta^{bc} \frac{g^{\rho\nu}}{k^2} \right) \\
&= g^3 (T^b T^a T^c)_{lm} \int \frac{d^D k}{(2\pi)^D} \frac{\gamma_\nu (\not{p} + \not{q} + \not{k} + m) \gamma_\mu (\not{q} + \not{k} + m) \gamma^\nu}{[(p+q+k)^2 - m^2][(q+k)^2 - m^2]k^2} \\
&= -\frac{g^3}{6} T_{lm}^a \int \frac{d^D k}{(2\pi)^D} \frac{\gamma_\nu (\not{k} + \not{p} + m) \gamma_\mu (\not{k} + m) \gamma^\nu}{[(p+k)^2 - m^2][k^2 - m^2](k-q)^2},
\end{aligned} \tag{434}$$

where we made a shift in the integration momentum  $k$ . The loop integral is only logarithmically divergent, therefore we can extract the ultra-violet divergence simply by setting  $p$ ,  $q$  and  $m$  equal to zero.

$$\begin{aligned}
\Gamma^\mu(0, 0, 0) &= -\frac{g^3}{6} T_{lm}^a \int \frac{d^D k}{(2\pi)^D} \frac{\gamma_\nu \not{k} \gamma_\mu \not{k} \gamma^\nu}{(k^2)^3} \\
&= -(2-D) \frac{g^3}{6} T_{lm}^a \int \frac{d^D k}{(2\pi)^D} \frac{\not{k} \gamma_\mu \not{k}}{(k^2)^3}.
\end{aligned} \tag{435}$$

From symmetry reasons we can replace  $k^\alpha k^\beta$  with  $k^2 g^{\alpha\beta}/D$ .

$$\Gamma^\mu(0,0,0) = -\frac{(2-D)^2}{6D} g^3 \gamma_\mu T_{lm}^a \int \frac{d^D k}{(2\pi)^D} \frac{1}{(k^2)^2}. \quad (436)$$

The appearing integral can be treated as follows.

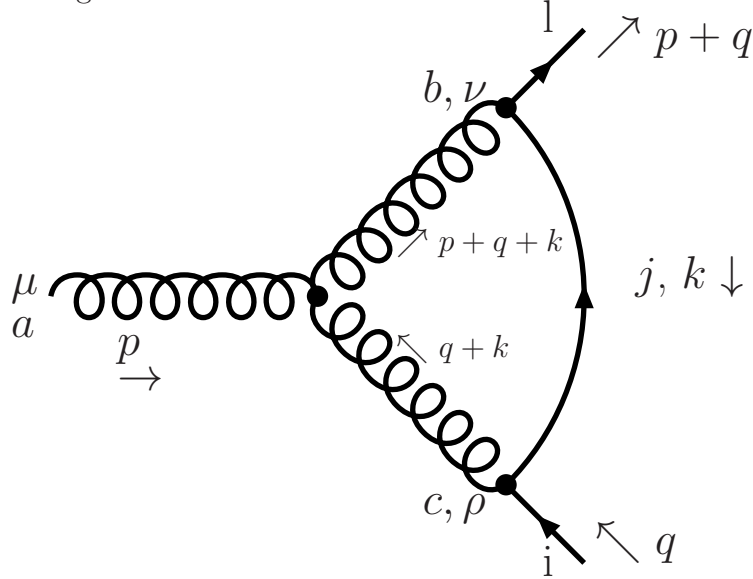
$$\begin{aligned} \int \frac{d^D k}{(2\pi)^D} \frac{1}{(k^2)^2} &= \lim_{M \rightarrow 0} \int \frac{d^D k}{(2\pi)^D} \frac{1}{(k^2 - M^2)^2} \\ &= \lim_{M \rightarrow 0} \frac{i}{(4\pi)^2} \frac{(4\pi)^\epsilon \Gamma(\epsilon)}{(M^2)^\epsilon} \\ &= \lim_{M \rightarrow 0} \frac{i}{(4\pi)^2} \left[ \frac{1}{\epsilon} + \dots \right]. \end{aligned} \quad (437)$$

We get for the divergent part of the vertex correction

$$\Gamma_{UV}^\mu(0,0,0) = -\frac{1}{6} i g \gamma_\mu T_{lm}^a \frac{\alpha_s}{4\pi} \frac{1}{\epsilon}. \quad (438)$$

In order to compute the finite parts of this integral we have to keep the external momenta and the masses in the calculation.

There is another diagram which contributes to the vertex correction.



$p, q$  and  $k$  denote the momenta,  $i, j$  and  $l$  denote the colour of the quark,  $\mu, \nu$  and  $\sigma$  are the usual Dirac indices and  $a, b$  and  $c$  denote different gluons.

The Feynman rules give the following expression.

$$\begin{aligned}
\Gamma^\mu(p, q, m) &= \int \frac{d^D k}{(2\pi)^D} (ig\gamma_\nu(T^b)_{jl}) \left( i \frac{-\not{k} + m}{k^2 - m^2} \right) (ig\gamma_\rho(T^c)_{ij}) \\
&\quad \left( -i \frac{1}{(q+k)^2 - m^2} \right) \left( -i \frac{1}{(p+q+k)^2 - m^2} \right) \\
&\quad (gf^{acb} [g^{\mu\rho}(p-q-k)^\nu + g^{\nu\rho}(p+2q+2k)^\mu - g^{\nu\mu}(2p+q+k)^\rho]) \\
= ig^3 f^{acb} (T^c T^b)_{il} &\int \frac{d^D k}{(2\pi)^D} \frac{(\not{p} - \not{q} - \not{k})(m - \not{k})\gamma_\mu + (p+2q+2k)^\mu \gamma_\nu (m - \not{k})\gamma_\nu}{[(p+q+k)^2 - m^2][(q+k)^2 - m^2]k^2} \\
&\quad - \frac{\gamma_\mu (m - \not{k})(2\not{p} + \not{q} + \not{k})}{[(p+q+k)^2 - m^2][(q+k)^2 - m^2]k^2}. \tag{439}
\end{aligned}$$

Setting the external momenta and the masses to zero, we get

$$\begin{aligned}
\Gamma^\mu(p, q, m) &= \frac{3}{2} g^3 T_{il}^a \int \frac{d^D k}{(2\pi)^D} \frac{\not{k} \not{k} \gamma_\mu - 2(2-D)k^\mu \not{k} + \gamma_\mu \not{k} \not{k}}{[k^2]^3}. \\
&= 6g^3 T_{il}^a \gamma_\mu \frac{D-1}{D} \int \frac{d^D k}{(2\pi)^D} \frac{1}{[k^2]^2} \tag{440}
\end{aligned}$$

The UV-divergent part reads

$$\Gamma_{UV}^\mu(0, 0, 0) = \frac{9}{2} ig T_{il}^a \gamma_\mu \frac{\alpha_s}{4\pi} \frac{1}{\epsilon}. \tag{441}$$

Now we have determined the divergencies of all basic ingredients of QCD - the fermion propagator, the gluon propagator and the quark-gluon vertex. Before we proceed to renormalise our theory we list up a useful formulae for performing perturbative calculations. Part of these formulae have been copied from a previous QCD-course of Prof. Vladimir Braun.

### 13.1.4 Useful Formulae

#### SU(3)-Algebra

The SU(N)-algebra is defined by the following commutation relation for the generators  $T^a$  with  $a = 1, \dots, N^2 - 1$

$$[T^a, T^b] = if^{abc} T^c. \tag{442}$$

The generators can be *represented* as matrices. Commonly used representations are the *fundamental representation* in  $N$  dimensions and the *adjoint representation* in  $N^2 - 1$  dimensions. For the fundamental representation we demand the following normalisation

$$\text{Tr} [T^a T^b] = \frac{1}{2} \delta^{ab}. \quad (443)$$

Then the following relations hold.

$$\text{Tr} [T^a] = 0 \quad (444)$$

$$T_{ij}^a T_{kl}^a = \frac{1}{2} \left( \delta_{il} \delta_{jk} - \frac{1}{N} \delta_{ij} \delta_{kl} \right). \quad (445)$$

$$(T^a T^a)_{ij} = \frac{N^2 - 1}{2N} \delta_{ij} \quad (446)$$

$$(T^a T^b T^a)_{ij} = -\frac{1}{2N} T_{ij}^b \quad (447)$$

$$i f^{abc} T^b T^c = \frac{N}{2} T^a \quad (448)$$

$$f^{acd} f^{bcd} = N \delta^{ab} \quad (449)$$

### Dirac-Algebra in 4 Dimensions

Traces with even number of  $\gamma$ -matrices:

$$\text{Tr}\{\mathbf{1}\} = 4 \quad (450)$$

$$\text{Tr}\{\gamma_\mu \gamma_\nu\} = 4g_{\mu\nu} \quad (451)$$

$$\text{Tr}\{\gamma_\mu \gamma_\nu \gamma_\alpha \gamma_\beta\} = 4[g_{\mu\nu} g_{\alpha\beta} + g_{\mu\beta} g_{\nu\alpha} - g_{\mu\alpha} g_{\nu\beta}] \quad (452)$$

Traces with odd number of  $\gamma$ -matrices:

$$\text{Tr}\{\gamma_{\mu_1} \dots \gamma_{\mu_{2k+1}}\} = 0, \quad k = 0, 1, 2, \dots \quad (453)$$

Traces including a  $\gamma_5$ -matrix:

$$\text{Tr}\{\gamma_5\} = 0 \quad (454)$$

$$\text{Tr}\{\gamma_\mu \gamma_\nu \gamma_5\} = 0 \quad (455)$$

$$\text{Tr}\{\gamma_\mu \gamma_\nu \gamma_\alpha \gamma_\beta \gamma_5\} = 4i \epsilon_{\mu\nu\alpha\beta} \quad (456)$$

$$\text{Tr}\{\gamma_{\mu_1} \dots \gamma_{\mu_{2k+1}} \gamma_5\} = 0, \quad k = 0, 1, 2, \dots \quad (457)$$

Useful identities for products of  $\gamma$ -matrices:

$$\gamma_\mu \gamma^\mu = 4 \quad (458)$$

$$\gamma_\mu \gamma_\alpha \gamma^\mu = -2\gamma_\alpha \quad (459)$$

$$\gamma_\mu \gamma_\alpha \gamma_\beta \gamma^\mu = 4g_{\alpha\beta} \quad (460)$$

$$\gamma_\mu \gamma_\alpha \gamma_\beta \gamma_\rho \gamma^\mu = -2\gamma_\rho \gamma_\beta \gamma_\alpha \quad (461)$$

$$\gamma_\mu \gamma_\alpha \gamma_\nu = g_{\alpha\mu} \gamma_\nu + g_{\alpha\nu} \gamma_\mu - g_{\mu\nu} \gamma_\alpha + i\epsilon_{\mu\alpha\nu\beta} \gamma_5 \gamma_\beta \quad (462)$$

Useful identities for products of  $\epsilon$ -tensors:

$$\epsilon_{\alpha\beta\mu\nu} \epsilon^{\alpha\beta\mu\nu} = -24 \quad (463)$$

$$\epsilon_{\alpha\beta\mu\nu} \epsilon^{\rho\beta\mu\nu} = -6g_\alpha^\rho \quad (464)$$

$$\epsilon_{\alpha\beta\mu\nu} \epsilon^{\rho\sigma\mu\nu} = -2[g_\alpha^\rho g_\beta^\sigma - g_\alpha^\sigma g_\beta^\rho] \quad (465)$$

$$\epsilon_{\alpha_1\alpha_2\alpha_3\alpha_4} \epsilon^{\beta_1\beta_2\beta_3\beta_4} = -\det(g_{\alpha_i}^{\beta_k}) \quad (466)$$

$$\frac{1}{2} \epsilon_{\alpha\beta\mu\nu} \sigma^{\mu\nu} = i\sigma_{\alpha\beta} \gamma_5 \quad (467)$$

We use definitions from Bjorken and Drell:

$$\gamma_5 = i\gamma^0 \gamma^1 \gamma^2 \gamma^3, \quad \epsilon_{0123} = +1 \quad (468)$$

Some other (equally famous) books use different definitions:

$$\gamma_5 = i\gamma^0 \gamma^1 \gamma^2 \gamma^3, \quad \epsilon^{0123} = -\epsilon_{0123} = +1 \quad \text{Itzykson, Zuber} \quad (469)$$

$$\gamma_5 = i\gamma_0 \gamma_1 \gamma_2 \gamma_3 = -i\gamma^0 \gamma^1 \gamma^2 \gamma^3, \quad \epsilon^{0123} = -\epsilon_{0123} = +1 \quad \text{Okun} \quad (470)$$

This ambiguity is a standard source of sign errors!

### Integration in the 4 Dimensional Euclidian Space

Definitions:

$$k_o \rightarrow ik_4 \quad (471)$$

$$d^4k = dk_o d^3\vec{k} = id^4k_E \quad (472)$$

$$k^2 = k_o^2 - \vec{k}^2 = -(k_1^2 + k_2^2 + k_3^2 + k_4^2) = -k_E^2 \quad (473)$$

Integration:

$$\int d^D k_E f(k_E^2) = \int d\Omega_D \int_0^\infty dk_E k_E^{D-1} f(k_E^2) \quad (474)$$

$$= \frac{\pi^{\frac{D}{2}}}{\Gamma\left(\frac{D}{2}\right)} \int_0^\infty dk_E^2 (k_E^2)^{\frac{D}{2}-1} f(k_E^2) \quad (475)$$

## Dimensional Regularisation ( $D = 4 - 2\epsilon$ )

Definitions:

$$\int d^4k \rightarrow \int d^Dk \quad (476)$$

$$e_0 \rightarrow e_0 \mu^{2-\frac{D}{2}} \quad (477)$$

### Dirac-Algebra in D Dimensions

Since there are some subtleties in defining the  $\epsilon$ -tensor and  $\gamma_5$  in D dimensions, we will leave out here the corresponding formulae.

$$\gamma_\mu \gamma^\mu = D \quad (478)$$

$$\gamma_\mu \gamma_\alpha \gamma^\mu = (2 - D) \gamma_\alpha \quad (479)$$

$$\gamma_\mu \gamma_\alpha \gamma_\beta \gamma^\mu = 4g_{\alpha\beta} + (D - 4) \gamma_\alpha \gamma_\beta \quad (480)$$

$$\gamma_\mu \gamma_\alpha \gamma_\beta \gamma_\rho \gamma^\mu = -2\gamma_\rho \gamma_\beta \gamma_\alpha + (4 - D) \gamma_\alpha \gamma_\beta \gamma_\rho \quad (481)$$

### Feynman-Trick

Feynman parameter integrals for products of propagators:

$$\frac{1}{A \cdot B} = \int_0^1 dx \frac{1}{[xA + (1-x)B]^2} \quad (482)$$

$$\frac{\Gamma(a)\Gamma(b)}{A^a \cdot B^b} = \int_0^1 dx x^{a-1} (1-x)^{b-1} \frac{\Gamma(a+b)}{[xA + (1-x)B]^{a+b}} \quad (483)$$

$$\frac{1}{A_1 A_2 \dots A_n} = \int_0^1 dx_1 \dots dx_n \frac{\delta(\sum x_i - 1) (n-1)!}{[x_1 A_1 + \dots + x_n A_n]^n} \quad (484)$$

$$\frac{1}{A_1^{m_1} \dots A_n^{m_n}} = \int_0^1 dx_1 \dots dx_n \frac{\delta(\sum x_i - 1) \prod x_i^{m_i-1} \Gamma(m_1 + \dots + m_n)}{[x_1 A_1 + \dots + x_n A_n]^{\sum m_i} \Gamma(m_1) \dots \Gamma(m_n)} \quad (485)$$

## Loop Integrals in D Dimensions

$$\int d^D k \frac{\Gamma(a)}{[-k^2 - A - i\epsilon]^a} = i\pi^{\frac{D}{2}} \frac{\Gamma(a - \frac{D}{2})}{[-A]^{a - \frac{D}{2}}} \quad (486)$$

$$\int d^D k \frac{\Gamma(a)}{[-k^2 - A - i\epsilon]^a} k_\mu k_\nu = i\pi^{\frac{D}{2}} \left(-\frac{g_{\mu\nu}}{2}\right) \frac{\Gamma(a - 1 - \frac{D}{2})}{[-A]^{a - 1 - \frac{D}{2}}} \quad (487)$$

### Taylor Expansion in $\epsilon$

$$\Gamma(x + 1) = x\Gamma(x) \quad (488)$$

$$\Gamma(\epsilon) \approx \frac{1}{\epsilon} - \gamma_E \quad (489)$$

$$x^\epsilon = \exp(\ln x) \approx 1 + \epsilon x + \dots \quad (490)$$

with the Euler constant  $\gamma_E = 0.57721\dots$

### Feynman Parameter Integrals

$$\beta(p, q) := \frac{\Gamma(p)\Gamma(q)}{\Gamma(p+q)},$$

$$\beta(p, q) = \int_0^\infty \frac{t^{p-1}}{(1+t)^{p+q}} dt,$$

$$\beta(p, q) = \int_0^1 x^{p-1}(1-x)^{q-1} dx.$$

## 13.2 Renormalisation

We summarise here the results for the divergent parts of the quark self energy, the gluon self energy and the vertex correction.

$$i\Sigma^{UV}(\not{p}, m) = \frac{1}{\epsilon} \cdot \frac{\alpha_s}{4\pi} \cdot \frac{4}{3} \cdot i\delta_{il} (\not{p} - 4m) \quad (491)$$

$$i\Pi_{\mu\nu}^{q,ab}(p, m) = \frac{1}{\epsilon} \cdot \frac{\alpha_s}{4\pi} \cdot \frac{-2}{3} \cdot i\delta^{ab} (g^{\mu\nu} p^2 - p^\mu p^\nu) \quad (492)$$

$$i\Pi_{\mu\nu}^{g,ab}(p, m) = \frac{1}{\epsilon} \cdot \frac{\alpha_s}{4\pi} \cdot 5 \cdot i\delta^{ab} (g^{\mu\nu} p^2 - p^\mu p^\nu) \quad (493)$$

$$\Gamma^\mu(p, q, m) = \frac{1}{\epsilon} \cdot \frac{\alpha_s}{4\pi} \cdot \frac{13}{3} \cdot ig\gamma^\mu T^a \quad (494)$$



The renormalisation process starts with a redefinition of the fields, the masses and the couplings.

$$\Psi^0 = Z_2^{\frac{1}{2}} \Psi_R \quad (495)$$

$$A^{\mu,0} = Z_3^{\frac{1}{2}} A_R^\mu \quad (496)$$

$$m^0 = Z_m m_R \quad (497)$$

$$g^0 = Z_g g_R \quad (498)$$

$Z_1$  describes the renormalisation of the vertex.

Inserting this relations in the Lagrangian of QCD expressed in terms of the naked quantities, we can split up the QCD Lagrangian in a part that contains only renormalised quantities and in a part that contains renormalised quantities and the renormalisation constants. The latter part is called the *counterterm Lagrangian*. For the counterterms we obtain the following Feynman rules.

$$\text{gluon propagator} : i (g^{\mu\nu} p^2 - p^\mu p^\nu) (Z_3 - 1) \quad (499)$$

$$\text{quark propagator} : -i (\not{p}(Z_2 - 1) - m(Z_2 Z_M - 1)) \quad (500)$$

$$\text{vertex} : -ig\gamma^\mu T^a (Z_1 - 1) \quad (501)$$

Summing up our results for the one-loop diagrams with the counterterms and demanding that the  $\epsilon$ -pole cancels, we obtain

$$Z_m = 1 + \frac{1}{\epsilon} \cdot \frac{\alpha_s}{4\pi} \cdot 4, \quad (502)$$

$$Z_1 = 1 + \frac{1}{\epsilon} \cdot \frac{\alpha_s}{4\pi} \cdot \frac{13}{3}, \quad (503)$$

$$Z_2 = 1 + \frac{1}{\epsilon} \cdot \frac{\alpha_s}{4\pi} \cdot \frac{4}{3}, \quad (504)$$

$$Z_3 = 1 - \frac{1}{\epsilon} \cdot \frac{\alpha_s}{4\pi} \cdot \left(5 - \frac{2}{3}n_f\right). \quad (505)$$

The renormalisation constant of the coupling can be obtained from  $Z_1, Z_2$  and  $Z_3$

$$Z_g = Z_1^{-1} Z_2 Z_3^{\frac{1}{2}} \quad (506)$$

$$= 1 - \frac{1}{\epsilon} \cdot \frac{\alpha_s}{4\pi} \cdot \frac{1}{2} \left(11 - \frac{2}{3}n_f\right). \quad (507)$$

### 13.3 The Running Coupling

Between the naked  $g_0$  and the renormalised coupling  $g_R$  the following relation holds

$$g_0 = Z_g g \mu^\epsilon. \quad (508)$$

The naked coupling clearly does not depend on the renormalisation scale, therefore we obtain

$$0 = \frac{d}{d\mu} g_0 = \frac{dZ_g}{d\mu} g \mu^\epsilon + Z_g \frac{dg}{d\mu} \mu^\epsilon + \epsilon Z_g g \mu^{\epsilon-1} \quad (509)$$

$$\Rightarrow \frac{dg}{d\mu} = \frac{dg}{d \ln \mu} \frac{d \ln \mu}{d\mu} = -\epsilon g \mu^{-1} - \frac{dZ_g}{d\mu} \frac{g}{Z_g} \quad (510)$$

$$\Rightarrow \frac{dg}{d \ln \mu} = -\epsilon g - \frac{dZ_g}{d \ln \mu} \frac{g}{Z_g}. \quad (511)$$

The renormalisation constant  $Z_g$  can be expanded in the following form

$$Z_g =: 1 + \frac{g^2}{(4\pi)^2} z_g + \mathcal{O}(g^4), \quad (512)$$

with

$$z_g = -\frac{11}{\epsilon} \frac{1}{2} \left( 11 - \frac{2}{3} n_F \right). \quad (513)$$

Now we can insert again in Eq.(511).

$$\beta(g, \epsilon) := \frac{dg}{d \ln \mu} = -\epsilon g - 2 \frac{g^2}{(4\pi)^2} z_g \frac{dg}{d \ln \mu} \frac{1}{Z_g} \quad (514)$$

$$\approx -\epsilon g + \epsilon 2 \frac{g^3}{(4\pi)^2} z_g \quad (515)$$

$$= -\epsilon g - \frac{g^3}{(4\pi)^2} \left( 11 - \frac{2}{3} n_F \right). \quad (516)$$

$z_g$  contains a pole in  $\epsilon$ . In the limit  $\epsilon \rightarrow 0$  only the second term survives:

$$\beta(g) = -\beta_0 \frac{g^3}{(4\pi)^2} + \mathcal{O}(g^5), \quad (517)$$

$$\text{with } \beta_0 = -2\epsilon z_g. \quad (518)$$

With the results from the previous section we have

$$z_g = -\frac{11}{\epsilon} \frac{1}{2} \left( 11 - \frac{2}{3} n_F \right) \quad (519)$$

and therefore

$$\beta_0 = \left( 11 - \frac{2}{3} n_F \right). \quad (520)$$

Now we can easily derive a solution for  $\alpha(\mu)$ :

$$\frac{dg}{d \ln \mu} = -\beta_0 \frac{g^3}{(4\pi)^2} \quad (521)$$

$$\Rightarrow \frac{dg}{g^3} = -\frac{\beta_0}{(4\pi)^2} d \ln \mu \quad (522)$$

$$\int_{g_0}^{g_1} \frac{dg}{g^3} = -\frac{\beta_0}{(4\pi)^2} \int_{\mu_0}^{\mu_1} d \ln \mu \quad (523)$$

$$\Rightarrow \left[ \frac{1}{-2g^2} \right]_{g_0}^{g_1} = -\frac{\beta_0}{(4\pi)^2} [\ln \mu_1 - \ln \mu_0] \quad (524)$$

$$\frac{1}{g_1^2} - \frac{1}{g_0^2} = \frac{2\beta_0}{(4\pi)^2} \ln \frac{\mu_1}{\mu_0} \quad (525)$$

$$\frac{1}{g_1^2} = \frac{1}{g_0^2} + \frac{2\beta_0}{(4\pi)^2} \ln \frac{\mu_1}{\mu_0} \quad (526)$$

$$g_1^2 = \frac{1}{\frac{1}{g_0^2} + \frac{2\beta_0}{(4\pi)^2} \ln \frac{\mu_1}{\mu_0}} \quad (527)$$

$$\frac{g_1^2}{4\pi} = \frac{\frac{g_0^2}{4\pi}}{1 + \frac{2\beta_0}{4\pi} \frac{g_0^2}{4\pi} \ln \frac{\mu_1}{\mu_0}} \quad (528)$$

$$\Rightarrow \alpha(\mu_1) = \frac{\alpha(\mu_0)}{1 + \frac{2\beta_0}{4\pi} \frac{g_0^2}{4\pi} \ln \frac{\mu_1}{\mu_0}} \quad (529)$$

## References

- [1] S. F. Novaes,  
Standard model: An Introduction,  
In \*Sao Paulo 1999, Particles and fields\* 5-102 [hep-ph/0001283].  
116 citations counted in INSPIRE as of 23 Feb 2017
- [2] F. Englert and R. Brout,  
Broken Symmetry and the Mass of Gauge Vector Mesons,  
Phys. Rev. Lett. **13** (1964) 321.  
3816 citations counted in INSPIRE as of 23 Feb 2017
- [3] P. W. Higgs,  
Broken symmetries, massless particles and gauge fields,  
Phys. Lett. **12** (1964) 132.  
3747 citations counted in INSPIRE as of 23 Feb 2017
- [4] P. W. Higgs,  
Broken Symmetries and the Masses of Gauge Bosons,  
Phys. Rev. Lett. **13** (1964) 508.  
4140 citations counted in INSPIRE as of 23 Feb 2017
- [5] G. S. Guralnik, C. R. Hagen and T. W. B. Kibble,  
Global Conservation Laws and Massless Particles,  
Phys. Rev. Lett. **13** (1964) 585.  
2927 citations counted in INSPIRE as of 23 Feb 2017
- [6] P. W. Higgs,  
Spontaneous Symmetry Breakdown without Massless Bosons,  
Phys. Rev. **145** (1966) 1156.  
2601 citations counted in INSPIRE as of 23 Feb 2017
- [7] G. Aad *et al.* [ATLAS Collaboration],  
Observation of a new particle in the search for the Standard Model Higgs  
boson with the ATLAS detector at the LHC,  
Phys. Lett. B **716** (2012) 1 [arXiv:1207.7214 [hep-ex]].  
6978 citations counted in INSPIRE as of 23 Feb 2017
- [8] S. Chatrchyan *et al.* [CMS Collaboration],  
Observation of a new boson at a mass of 125 GeV with the CMS exper-  
iment at the LHC,

- Phys. Lett. B **716** (2012) 30 [arXiv:1207.7235 [hep-ex]].  
6810 citations counted in INSPIRE as of 23 Feb 2017
- [9] Particle Data Group; <http://pdg.lbl.gov/>
- [10] W. A. Bardeen, A. J. Buras, D. W. Duke and T. Muta,  
Deep Inelastic Scattering Beyond the Leading Order in Asymptotically  
Free Gauge Theories,  
Phys. Rev. D **18** (1978) 3998.  
1475 citations counted in INSPIRE as of 23 Feb 2017
- [11] Y. Amhis *et al.* [Heavy Flavor Averaging Group (HFAG) Collaboration],  
Averages of  $b$ -hadron,  $c$ -hadron, and  $\tau$ -lepton properties as of summer  
2016,”  
arXiv:1612.07233 [hep-ex].  
13 citations counted in INSPIRE as of 23 Feb 2017  
Y. Amhis *et al.* [Heavy Flavor Averaging Group (HFAG) Collaboration],  
Averages of  $b$ -hadron,  $c$ -hadron, and  $\tau$ -lepton properties as of summer  
2014,  
arXiv:1412.7515 [hep-ex].  
406 citations counted in INSPIRE as of 23 Feb 2017  
and online update: <http://www.slac.stanford.edu/xorg/hfag/>
- [12] S. Stone,  
Lifetimes of some  $b$ -flavored hadrons,  
arXiv:1406.6497 [hep-ex].  
13 citations counted in INSPIRE as of 23 Feb 2017
- [13] R. Aaij *et al.* [LHCb Collaboration],  
Observation of five new narrow  $\Omega_c^0$  states decaying to  $\Xi_c^+ K^-$ ,  
arXiv:1703.04639 [hep-ex].
- [14] N. Cabibbo,  
Unitary Symmetry and Leptonic Decays,  
Phys. Rev. Lett. **10** (1963) 531.  
5425 citations counted in INSPIRE as of 23 Feb 2017
- [15] M. Kobayashi and T. Maskawa,  
CP Violation in the Renormalizable Theory of Weak Interaction,

Prog. Theor. Phys. **49** (1973) 652.  
8980 citations counted in INSPIRE as of 23 Feb 2017

- [16] L. Wolfenstein,  
Parametrisation of the Kobayashi-Maskawa Matrix,  
Phys. Rev. Lett. **51** (1983) 1945.  
2747 citations counted in INSPIRE as of 23 Feb 2017
- [17] J. Charles *et al.* [CKMfitter Group Collaboration],  
CP violation and the CKM matrix: Assessing the impact of the asymmetric  $B$  factories,  
Eur. Phys. J. C **41** (2005) 1 [hep-ph/0406184].  
1492 citations counted in INSPIRE as of 23 Feb 2017  
online update: <http://ckmfitter.in2p3.fr/>
- [18] M. Ciuchini, G. D'Agostini, E. Franco, V. Lubicz, G. Martinelli, F. Parodi, P. Roudeau and A. Stocchi,  
2000 CKM triangle analysis: A Critical review with updated experimental inputs and theoretical parameters,  
JHEP **0107** (2001) 013 [hep-ph/0012308].  
407 citations counted in INSPIRE as of 23 Feb 2017  
online update: <http://www.utfit.org/UTfit/>
- [19] A. I. Vainshtein, V. I. Zakharov and M. A. Shifman,  
A Possible mechanism for the Delta T = 1/2 rule in nonleptonic decays of strange particles,  
JETP Lett. **22** (1975) 55 [Pisma Zh. Eksp. Teor. Fiz. **22** (1975) 123].  
251 citations counted in INSPIRE as of 23 Feb 2017
- [20] J. R. Ellis, M. K. Gaillard, D. V. Nanopoulos and S. Rudaz,  
The Phenomenology Of The Next Left-Handed Quarks,  
Nucl. Phys. B **131** (1977) 285 Erratum-ibid. B **132** (1978) 541].  
441 citations counted in INSPIRE as of 23 Feb 2017
- [21] A. I. Vainshtein,  
How penguins started to fly,  
Int. J. Mod. Phys. A **14** (1999) 4705 [hep-ph/9906263].  
14 citations counted in INSPIRE as of 23 Feb 2017

- [22] F. Krinner, A. Lenz and T. Rauh,  
The inclusive decay  $b$  to  $ccs$  revisited,  
*Nucl. Phys. B* **876** (2013) 31 [arXiv:1305.5390 [hep-ph]].  
14 citations counted in INSPIRE as of 23 Feb 2017
- [23] A. Lenz, U. Nierste and G. Ostermaier,  
Penguin diagrams, charmless  $B$  decays and the missing charm puzzle,  
*Phys. Rev. D* **56** (1997) 7228 [hep-ph/9706501].  
66 citations counted in INSPIRE as of 23 Feb 2017
- [24] A. Lenz,  
Lifetimes and HQE,  
arXiv:1405.3601 [hep-ph].  
25 citations counted in INSPIRE as of 23 Feb 2017
- [25] S. L. Glashow,  
Partial Symmetries of Weak Interactions,  
*Nucl. Phys.* **22** (1961) 579.  
6670 citations counted in INSPIRE as of 23 Feb 2017
- [26] S. Weinberg,  
A Model of Leptons,  
*Phys. Rev. Lett.* **19** (1967) 1264.  
10597 citations counted in INSPIRE as of 23 Feb 2017
- [27] A. Salam,  
Weak and Electromagnetic Interactions,  
*Conf. Proc. C* **680519** (1968) 367.  
3359 citations counted in INSPIRE as of 23 Mar 2017
- [28] T. D. Lee and C. N. Yang,  
Question Of Parity Conservation In Weak Interactions,  
*Phys. Rev.* **104** (1956) 254.  
1431 citations counted in INSPIRE as of 23 Feb 2017
- [29] C. S. Wu, E. Ambler, R. W. Hayward, D. D. Hoppes and R. P. Hudson,  
Experimental Test Of Parity Conservation In Beta Decay,  
*Phys. Rev.* **105** (1957) 1413.  
1531 citations counted in INSPIRE as of 23 Feb 2017

- [30] P. A. R. Ade *et al.* [ Planck Collaboration],  
Planck 2013 results. VI. High Frequency Instrument data processing,  
Astron. Astrophys. **571** (2014) A6 [arXiv:1303.5067 [astro-ph.CO]].  
73 citations counted in INSPIRE as of 23 Feb 2017
- [31] A. D. Sakharov,  
Violation of CP Invariance, c Asymmetry, and Baryon Asymmetry of  
the Universe,  
Pisma Zh. Eksp. Teor. Fiz. **5** (1967) 32 [JETP Lett. **5** (1967) 24] [Sov.  
Phys. Usp. **34** (1991) 392] [Usp. Fiz. Nauk **161** (1991) 61].  
2574 citations counted in INSPIRE as of 23 Feb 2017
- [32] J. H. Christenson, J. W. Cronin, V. L. Fitch and R. Turlay,  
Evidence For The 2 Pi Decay Of The K(2)0 Meson,  
Phys. Rev. Lett. **13** (1964) 138.  
2900 citations counted in INSPIRE as of 23 Feb 2017
- [33] J. M. Cline,  
Baryogenesis,  
hep-ph/0609145.  
159 citations counted in INSPIRE as of 23 Feb 2017
- [34] W. Buchmuller,  
Baryogenesis: 40 Years Later,  
arXiv:0710.5857 [hep-ph].  
31 citations counted in INSPIRE as of 23 Feb 2017
- [35] D. E. Morrissey and M. J. Ramsey-Musolf,  
Electroweak baryogenesis,  
New J. Phys. **14** (2012) 125003 [arXiv:1206.2942 [hep-ph]].  
196 citations counted in INSPIRE as of 23 Feb 2017
- [36] W. Buchmuller,  
Baryogenesis, Dark Matter and the Maximal Temperature of the Early  
Universe,  
arXiv:1212.3554 [hep-ph].  
12 citations counted in INSPIRE as of 23 Feb 2017
- [37] C. Jarlskog,  
Commutator of the Quark Mass Matrices in the Standard Electroweak



- Model and a Measure of Maximal CP Violation,  
 Phys. Rev. Lett. **55** (1985) 1039.  
 1411 citations counted in INSPIRE as of 23 Feb 2017
- [38] M. E. Shaposhnikov,  
 Possible Appearance of the Baryon Asymmetry of the Universe in an  
 Electroweak Theory,  
 JETP Lett. **44** (1986) 465 [Pisma Zh. Eksp. Teor. Fiz. **44** (1986) 364].  
 297 citations counted in INSPIRE as of 23 Feb 2017
- [39] N. S. Manton,  
 Topology in the Weinberg-Salam Theory,  
 Phys. Rev. D **28** (1983) 2019.  
 735 citations counted in INSPIRE as of 23 Feb 2017
- [40] F. R. Klinkhamer and N. S. Manton,  
 A Saddle Point Solution in the Weinberg-Salam Theory,  
 Phys. Rev. D **30** (1984) 2212.  
 1182 citations counted in INSPIRE as of 23 Feb 2017
- [41] K. Kajantie, M. Laine, K. Rummukainen and M. E. Shaposhnikov,  
 Is there a hot electroweak phase transition at  $m(H)$  larger or equal to  
 $m(W)$ ?  
 Phys. Rev. Lett. **77** (1996) 2887 [hep-ph/9605288].  
 426 citations counted in INSPIRE as of 23 Feb 2017
- [42] K. Rummukainen, M. Tsypin, K. Kajantie, M. Laine and M. E. Sha-  
 poshnikov,  
 The Universality class of the electroweak theory,  
 Nucl. Phys. B **532** (1998) 283 [hep-lat/9805013].  
 190 citations counted in INSPIRE as of 23 Feb 2017
- [43] F. Csikor, Z. Fodor and J. Heitger,  
 Endpoint of the hot electroweak phase transition,  
 Phys. Rev. Lett. **82** (1999) 21 [hep-ph/9809291].  
 193 citations counted in INSPIRE as of 23 Feb 2017
- [44] Y. Aoki, F. Csikor, Z. Fodor and A. Ukawa,  
 The Endpoint of the first order phase transition of the SU(2) gauge  
 Higgs model on a four-dimensional isotropic lattice,

- Phys. Rev. D **60** (1999) 013001 [hep-lat/9901021].  
78 citations counted in INSPIRE as of 23 Feb 2017
- [45] W. -S. Hou,  
Source of CP Violation for the Baryon Asymmetry of the Universe,  
Chin. J. Phys. **47** (2009) 134 [arXiv:0803.1234 [hep-ph]].  
162 citations counted in INSPIRE as of 23 Feb 2017
- [46] A. Djouadi and A. Lenz,  
Sealing the fate of a fourth generation of fermions,  
Phys. Lett. B **715** (2012) 310 [arXiv:1204.1252 [hep-ph]].  
91 citations counted in INSPIRE as of 23 Feb 2017
- [47] O. Eberhardt, G. Herbert, H. Lacker, A. Lenz, A. Menzel, U. Nierste  
and M. Wiebusch,  
Impact of a Higgs boson at a mass of 126 GeV on the standard model  
with three and four fermion generations,  
Phys. Rev. Lett. **109** (2012) 241802 [arXiv:1209.1101 [hep-ph]].  
118 citations counted in INSPIRE as of 23 Feb 2017
- [48] A. Lenz,  
Constraints on a fourth generation of fermions from Higgs Boson  
searches,  
Adv. High Energy Phys. **2013** (2013) 910275.  
18 citations counted in INSPIRE as of 23 Feb 2017
- [49] J. F. Gunion, H. E. Haber, G. L. Kane and S. Dawson,  
The Higgs Hunter's Guide,  
Front. Phys. **80** (2000) 1.  
643 citations counted in INSPIRE as of 23 Feb 2017
- [50] L. D. McLerran, M. E. Shaposhnikov, N. Turok and M. B. Voloshin,  
Why the baryon asymmetry of the universe is approximately  $10^{**}-10$ ,  
Phys. Lett. B **256** (1991) 451.  
238 citations counted in INSPIRE as of 23 Feb 2017
- [51] N. Turok and J. Zadrozny,  
Electroweak baryogenesis in the two doublet model,  
Nucl. Phys. B **358** (1991) 471.  
219 citations counted in INSPIRE as of 23 Feb 2017

- [52] A. G. Cohen, D. B. Kaplan and A. E. Nelson,  
Spontaneous baryogenesis at the weak phase transition,  
Phys. Lett. B **263** (1991) 86.  
235 citations counted in INSPIRE as of 23 Feb 2017
- [53] J. M. Cline and P. A. Lemieux,  
Electroweak phase transition in two Higgs doublet models,  
Phys. Rev. D **55** (1997) 3873 [hep-ph/9609240].  
84 citations counted in INSPIRE as of 23 Feb 2017
- [54] L. Fromme, S. J. Huber and M. Seniuch,  
Baryogenesis in the two-Higgs doublet model,  
JHEP **0611** (2006) 038 [hep-ph/0605242].  
128 citations counted in INSPIRE as of 23 Feb 2017
- [55] J. M. Cline, K. Kainulainen and M. Trott,  
Electroweak Baryogenesis in Two Higgs Doublet Models and B meson  
anomalies,  
JHEP **1111** (2011) 089 [arXiv:1107.3559 [hep-ph]].  
66 citations counted in INSPIRE as of 23 Feb 2017
- [56] G. C. Dorsch, S. J. Huber and J. M. No,  
A strong electroweak phase transition in the 2HDM after LHC8,  
JHEP **1310** (2013) 029 [arXiv:1305.6610 [hep-ph]].  
48 citations counted in INSPIRE as of 23 Feb 2017
- [57] M. Carena, G. Nardini, M. Quiros and C. E. M. Wagner,  
MSSM Electroweak Baryogenesis and LHC Data,  
JHEP **1302** (2013) 001 [arXiv:1207.6330 [hep-ph]].  
74 citations counted in INSPIRE as of 23 Feb 2017
- [58] E. W. Kolb and S. Wolfram,  
Baryon Number Generation in the Early Universe,  
Nucl. Phys. B **172** (1980) 224 [Erratum-ibid. B **195** (1982) 542].  
316 citations counted in INSPIRE as of 23 Feb 2017
- [59] E. W. Kolb and S. Wolfram,  
The Development Of Baryon Asymmetry In The Early Universe,  
Phys. Lett. B **91** (1980) 217.  
98 citations counted in INSPIRE as of 23 Feb 2017

- [60] W. Buchmuller, P. Di Bari and M. Plumacher,  
Leptogenesis for pedestrians,  
Annals Phys. **315** (2005) 305 [hep-ph/0401240].  
585 citations counted in INSPIRE as of 23 Feb 2017
- [61] M. Fukugita and T. Yanagida,  
Baryogenesis Without Grand Unification,  
Phys. Lett. B **174** (1986) 45.  
2764 citations counted in INSPIRE as of 23 Feb 2017
- [62] I. I. Y. Bigi and A. I. Sanda,  
Notes on the Observability of CP Violations in B Decays,  
Nucl. Phys. B **193** (1981) 85.  
958 citations counted in INSPIRE as of 23 Feb 2017
- [63] A. B. Carter and A. I. Sanda,  
CP Violation in B Meson Decays,  
Phys. Rev. D **23** (1981) 1567.  
735 citations counted in INSPIRE as of 23 Feb 2017
- [64] M. Battaglia, A. J. Buras, P. Gambino, A. Stocchi, D. Abbaneo, A. Ali,  
P. Amaral and V. Andreev *et al.*,  
The CKM matrix and the unitarity triangle. Workshop, CERN, Geneva,  
Switzerland, 13-16 Feb 2002: Proceedings,  
hep-ph/0304132.  
374 citations counted in INSPIRE as of 23 Feb 2016
- [65] J. Brod and J. Zupan,  
The ultimate theoretical error on  $\gamma$  from  $B \rightarrow DK$  decays,  
JHEP **01** (2014), 051 [arXiv:1308.5663 [hep-ph]].  
94 citations counted in INSPIRE as of 10 May 2020
- [66] A. Lenz and G. Tetlalmatzi-Xolocotzi  
Model-independent bounds on new physics effects in non-leptonic tree-  
level decays of  $B$ -mesons  
arXiv:1912.07621 [hep-ph].  
1 citations counted in INSPIRE as of 10 May 2020
- [67] J. Brod, A. Lenz, G. Tetlalmatzi-Xolocotzi and M. Wiebusch,  
New physics effects in tree-level decays and the precision in the deter-  
mination of the quark mixing angle  $\gamma$

- Phys. Rev. D **92** (2015) no.3, 033002, [arXiv:1412.1446 [hep-ph]].  
44 citations counted in INSPIRE as of 10 May 2020
- [68] A. J. Lenz,  
Selected Topics in Heavy Flavour Physics  
J. Phys. G **41** (2014) 103001 [arXiv:1404.6197 [hep-ph]].  
6 citations counted in INSPIRE as of 29 Feb 2016
- [69] D. King, M. Kirk, A. Lenz and T. Rauh  
 $|V_{cb}|$  and  $\gamma$  from  $B$ -mixing  
JHEP03(2020)112 [arXiv:1911.07856 [hep-ph]].  
3 citations counted in INSPIRE as of 11 May 2020
- [70] R. Aaij *et al.* [LHCb]  
Observation of CP Violation in Charm Decays,  
Phys. Rev. Lett. **122** (2019) no.21, 211803 [arXiv:1903.08726 [hep-ex]].  
78 citations counted in INSPIRE as of 11 May 2020
- [71] L. Michel,  
Interaction between four half spin particles and the decay of the mu  
meson,  
Proc. Phys. Soc. A **63** (1950) 514.  
243 citations counted in INSPIRE as of 29 Feb 2016
- [72] R. E. Behrends, R. J. Finkelstein and A. Sirlin,  
Radiative corrections to decay processes,  
Phys. Rev. **101** (1956) 866.  
188 citations counted in INSPIRE as of 29 Feb 2016
- [73] T. Kinoshita and A. Sirlin,  
Radiative corrections to Fermi interactions,  
Phys. Rev. **113** (1959) 1652.  
414 citations counted in INSPIRE as of 29 Feb 2016
- [74] T. van Ritbergen and R. G. Stuart,  
Complete two loop quantum electrodynamic contributions to the muon  
lifetime in the Fermi model,  
Phys. Rev. Lett. **82** (1999) 488 [hep-ph/9808283].  
198 citations counted in INSPIRE as of 29 Feb 2016

- [75] A. Sirlin and A. Ferroglia,  
Radiative Corrections in Precision Electroweak Physics: a Historical Perspective,  
Rev. Mod. Phys. **85** (2013) 1, 263 [arXiv:1210.5296 [hep-ph]].  
19 citations counted in INSPIRE as of 29 Feb 2016
- [76] A. Ferroglia, C. Greub, A. Sirlin and Z. Zhang,  
Contributions of the W-boson propagator to muon and tau leptonic decay rates,  
Phys. Rev. D **88** (2013) 033012 [arXiv:1307.6900].  
12 citations counted in INSPIRE as of 29 Feb 2016
- [77] M. Fael, L. Mercolli and M. Passera,  
W-propagator corrections to muon and tau leptonic decays,  
Phys. Rev. D **88** (2013) 093011 [arXiv:1310.1081 [hep-ph]].  
8 citations counted in INSPIRE as of 29 Feb 2016
- [78] P. A. Baikov, K. G. Chetyrkin and J. H. Kuhn,  
Order  $\alpha^4(s)$  QCD Corrections to Z and tau Decays,  
Phys. Rev. Lett. **101** (2008) 012002 [arXiv:0801.1821 [hep-ph]].  
271 citations counted in INSPIRE as of 29 Feb 2016
- [79] A. Pich,  
Precision Tau Physics,  
Prog. Part. Nucl. Phys. **75** (2014) 41 [arXiv:1310.7922 [hep-ph]].  
52 citations counted in INSPIRE as of 29 Feb 2016
- [80] G. Altarelli,  
The QCD Running Coupling and its Measurement,  
PoS Corfu **2012** (2013) 002 [arXiv:1303.6065 [hep-ph]].  
11 citations counted in INSPIRE as of 29 Feb 2016
- [81] I. I. Y. Bigi, M. A. Shifman, N. G. Uraltsev and A. I. Vainshtein,  
The Pole mass of the heavy quark. Perturbation theory and beyond,  
Phys. Rev. D **50** (1994) 2234 [hep-ph/9402360].  
414 citations counted in INSPIRE as of 29 Feb 2016
- [82] M. Beneke and V. M. Braun,  
Heavy quark effective theory beyond perturbation theory: Renormalons, the pole mass and the residual mass term,

- Nucl. Phys. B **426** (1994) 301 [hep-ph/9402364].  
393 citations counted in INSPIRE as of 29 Feb 2016
- [83] M. Shifman,  
New and Old about Renormalons: in Memoriam Kolya Uraltsev,  
arXiv:1310.1966 [hep-th].  
8 citations counted in INSPIRE as of 29 Feb 2016
- [84] I. I. Y. Bigi, M. A. Shifman, N. G. Uraltsev and A. I. Vainshtein,  
Sum rules for heavy flavor transitions in the SV limit,  
Phys. Rev. D **52** (1995) 196 [hep-ph/9405410].  
248 citations counted in INSPIRE as of 29 Feb 2016
- [85] I. I. Y. Bigi, M. A. Shifman, N. Uraltsev and A. I. Vainshtein,  
High power  $n$  of  $m(b)$  in beauty widths and  $n=5 \rightarrow \infty$  infinity limit,  
Phys. Rev. D **56** (1997) 4017 [hep-ph/9704245].  
126 citations counted in INSPIRE as of 29 Feb 2016
- [86] M. Beneke,  
A Quark mass definition adequate for threshold problems,  
Phys. Lett. B **434** (1998) 115 [hep-ph/9804241].  
254 citations counted in INSPIRE as of 29 Feb 2016
- [87] A. H. Hoang, Z. Ligeti and A. V. Manohar,  
B decay and the Upsilon mass,  
Phys. Rev. Lett. **82** (1999) 277 [hep-ph/9809423].  
193 citations counted in INSPIRE as of 29 Feb 2016
- [88] A. H. Hoang, Z. Ligeti and A. V. Manohar,  
B decays in the upsilon expansion,  
Phys. Rev. D **59** (1999) 074017 [hep-ph/9811239].  
205 citations counted in INSPIRE as of 29 Feb 2016
- [89] M. Beneke, G. Buchalla, C. Greub, A. Lenz and U. Nierste,  
The  $B^+ - B_0(d)$  lifetime difference beyond leading logarithms,  
Nucl. Phys. B **639** (2002) 389 [hep-ph/0202106].  
87 citations counted in INSPIRE as of 29 Feb 2016
- [90] M. Gourdin and X. -Y. Pham,  
Study Of Electron Type Neutral Heavy Lepton In Electron - Positron

Reactions. 2. Leptonic Decay,  
Nucl. Phys. B **164** (1980) 399.  
5 citations counted in INSPIRE as of 29 Feb 2016

- [91] B. Blok and M. A. Shifman,  
The Rule of discarding  $1/N(c)$  in inclusive weak decays. 2.,  
Nucl. Phys. B **399** (1993) 459 [hep-ph/9209289].  
89 citations counted in INSPIRE as of 29 Feb 2016
- [92] I. I. Y. Bigi, B. Blok, M. A. Shifman and A. I. Vainshtein,  
The Baffling semileptonic branching ratio of B mesons,  
Phys. Lett. B **323** (1994) 408 [hep-ph/9311339].  
208 citations counted in INSPIRE as of 29 Feb 2016
- [93] I. I. Y. Bigi, B. Blok, M. A. Shifman, N. Uraltsev and A. I. Vainshtein,  
Nonleptonic decays of beauty hadrons: From phenomenology to theory,  
In \*Stone, S. (ed.): B decays, revised 2nd edition\* 132-157, [hep-ph/9401298].  
52 citations counted in INSPIRE as of 29 Feb 2016
- [94] A. F. Falk, Z. Ligeti, M. Neubert and Y. Nir,  
Heavy quark expansion for the inclusive decay  $\text{anti-B} \rightarrow \tau \text{ anti-neutrino X}$ ,  
Phys. Lett. B **326** (1994) 145 [hep-ph/9401226].  
146 citations counted in INSPIRE as of 29 Feb 2016
- [95] A. J. Buras,  
Weak Hamiltonian, CP violation and rare decays,  
hep-ph/9806471.  
616 citations counted in INSPIRE as of 29 Feb 2016
- [96] G. Buchalla, A. J. Buras and M. E. Lautenbacher,  
Weak decays beyond leading logarithms,  
Rev. Mod. Phys. **68** (1996) 1125 [hep-ph/9512380].  
1993 citations counted in INSPIRE as of 29 Feb 2016
- [97] G. Buchalla,  
Heavy quark theory,  
hep-ph/0202092.  
32 citations counted in INSPIRE as of 29 Feb 2016



- [98] A. Grozin,  
Effective weak Lagrangians in the Standard Model and B decays,  
arXiv:1311.0550 [hep-ph].  
1 citations counted in INSPIRE as of 29 Feb 2016
- [99] M. K. Gaillard and B. W. Lee,  
Delta I = 1/2 Rule for Nonleptonic Decays in Asymptotically Free Field  
Theories,  
Phys. Rev. Lett. **33** (1974) 108.  
1069 citations counted in INSPIRE as of 29 Feb 2016  
G. Altarelli and L. Maiani,  
Octet Enhancement of Nonleptonic Weak Interactions in Asymptotically  
Free Gauge Theories,  
Phys. Lett. B **52** (1974) 351.  
927 citations counted in INSPIRE as of 29 Feb 2016
- [100] M. Gorbahn and U. Haisch,  
Effective Hamiltonian for non-leptonic  $\Delta F = 1$  decays at NNLO  
in QCD,”  
Nucl. Phys. B **713** (2005) 291 [hep-ph/0411071].  
149 citations counted in INSPIRE as of 29 Feb 2016
- [101] L. D. Faddeev and V. N. Popov,  
Feynman Diagrams for the Yang-Mills Field,  
Phys. Lett. B **25** (1967) 29.  
1574 citations counted in INSPIRE as of 29 Feb 2016
- [102] G. Altarelli and S. Petrarca,  
Inclusive beauty decays and the spectator model,  
Phys. Lett. B **261** (1991) 303.  
197 citations counted in INSPIRE as of 29 Feb 2016
- [103] M. B. Voloshin,  
QCD radiative enhancement of the decay  $b \rightarrow c \text{ anti-}c s$ ,  
Phys. Rev. D **51** (1995) 3948 [hep-ph/9409391].  
52 citations counted in INSPIRE as of 29 Feb 2016
- [104] Q. Ho-kim and X. Y. Pham,  
Exact One Gluon Corrections for Inclusive Weak Processes,

- Annals Phys. **155** (1984) 202.  
49 citations counted in INSPIRE as of 29 Feb 2016
- [105] E. Bagan, P. Ball, V. M. Braun and P. Gosdzinsky,  
Charm quark mass dependence of QCD corrections to nonleptonic inclusive B decays,  
Nucl. Phys. B **432** (1994) 3 [hep-ph/9408306].  
143 citations counted in INSPIRE as of 29 Feb 2016
- [106] E. Bagan, P. Ball, B. Fiol and P. Gosdzinsky,  
Next-to-leading order radiative corrections to the decay  $b \rightarrow c\bar{c}s$ ,  
Phys. Lett. B **351** (1995) 546 [hep-ph/9502338].  
128 citations counted in INSPIRE as of 29 Feb 2016
- [107] C. Greub and P. Liniger,  
Calculation of next-to-leading QCD corrections to  $b \rightarrow sg$ ,  
Phys. Rev. D **63** (2001) 054025 [hep-ph/0009144].  
51 citations counted in INSPIRE as of 29 Feb 2016
- [108] C. Greub and P. Liniger,  
The Rare decay  $b \rightarrow c\bar{t}s$  gluon beyond leading logarithms,  
Phys. Lett. B **494** (2000) 237 [hep-ph/0008071].  
29 citations counted in INSPIRE as of 29 Feb 2016
- [109] T. van Ritbergen,  
The Second order QCD contribution to the semileptonic  $b \rightarrow u$  decay rate,  
Phys. Lett. B **454** (1999) 353 [hep-ph/9903226].  
103 citations counted in INSPIRE as of 29 Feb 2016
- [110] K. Melnikov,  
 $O(\alpha_s^2)$  corrections to semileptonic decay  $b \rightarrow cl\bar{\nu}_l$ , Phys. Lett. B **666**  
(2008) 336 [arXiv:0803.0951 [hep-ph]].  
53 citations counted in INSPIRE as of 29 Feb 2016
- [111] A. Pak and A. Czarnecki,  
Mass effects in muon and semileptonic  $b \rightarrow c$  decays,  
Phys. Rev. Lett. **100** (2008) 241807 [arXiv:0803.0960 [hep-ph]].  
66 citations counted in INSPIRE as of 29 Feb 2016

- [112] A. Pak and A. Czarnecki,  
Heavy-to-heavy quark decays at NNLO,  
Phys. Rev. D **78** (2008) 114015 [arXiv:0808.3509 [hep-ph]].  
20 citations counted in INSPIRE as of 29 Feb 2016
- [113] R. Bonciani and A. Ferroglia,  
Two-Loop QCD Corrections to the Heavy-to-Light Quark Decay,  
JHEP **0811** (2008) 065 [arXiv:0809.4687 [hep-ph]].  
48 citations counted in INSPIRE as of 29 Feb 2016
- [114] S. Biswas and K. Melnikov,  
Second order QCD corrections to inclusive semileptonic  $b \rightarrow X(c)l\bar{n}u_l$   
decays with massless and massive lepton,  
JHEP **1002** (2010) 089 [arXiv:0911.4142 [hep-ph]].  
31 citations counted in INSPIRE as of 29 Feb 2016
- [115] A. Czarnecki, M. Slusarczyk and F. V. Tkachov,  
Enhancement of the hadronic b quark decays,  
Phys. Rev. Lett. **96** (2006) 171803 [hep-ph/0511004].  
9 citations counted in INSPIRE as of 29 Feb 2016
- [116] C. Oswald *et al.* [Belle Collaboration],  
Measurement of the inclusive semileptonic branching fraction  $\mathcal{B}(B_s^0 \rightarrow X^- \ell^+ \nu_\ell)$  at Belle,”  
Phys. Rev. D **87** (2013) 7, 072008 [Erratum-ibid. D **90** (2014) 11, 119901]  
[arXiv:1212.6400 [hep-ex]].  
9 citations counted in INSPIRE as of 20 Feb 2015
- [117] M. Neubert,  
B decays and the heavy quark expansion,  
Adv. Ser. Direct. High Energy Phys. **15** (1998) 239 [hep-ph/9702375].  
62 citations counted in INSPIRE as of 26 Feb 2015
- [118] M. E. Luke and M. J. Savage,  
Extracting  $V(bc)$ ,  $m(c)$  and  $m(b)$  from inclusive D and B decays,  
Phys. Lett. B **321** (1994) 88 [hep-ph/9308287].  
78 citations counted in INSPIRE as of 26 Feb 2015
- [119] P. Gambino and C. Schwanda,  
Inclusive semileptonic fits, heavy quark masses, and  $V_{cb}$ ,

- Phys. Rev. D **89** (2014) 1, 014022 [arXiv:1307.4551 [hep-ph]].  
32 citations counted in INSPIRE as of 26 Feb 2015
- [120] N. Uraltsev,  
On the chromomagnetic expectation value  $\mu^2(G)$  and higher power corrections in heavy flavor mesons,  
Phys. Lett. B **545** (2002) 337 [hep-ph/0111166].  
36 citations counted in INSPIRE as of 26 Feb 2015
- [121] I. I. Bigi, T. Mannel and N. Uraltsev,  
Semileptonic width ratios among beauty hadrons,  
JHEP **1109** (2011) 012 [arXiv:1105.4574 [hep-ph]].  
17 citations counted in INSPIRE as of 26 Feb 2015
- [122] A. Lenz and T. Rauh,  
D-meson lifetimes within the heavy quark expansion,  
Phys. Rev. D **88** (2013) 034004 [arXiv:1305.3588 [hep-ph]].  
8 citations counted in INSPIRE as of 26 Feb 2015
- [123] G. Colangelo, S. Durr, A. Juttner, L. Lellouch, H. Leutwyler, V. Lubicz, S. Necco and C. T. Sachrajda *et al.*,  
Review of lattice results concerning low energy particle physics,  
Eur. Phys. J. C **71** (2011) 1695 [arXiv:1011.4408 [hep-lat]].  
283 citations counted in INSPIRE as of 26 Feb 2015
- [124] P. Gelhausen, A. Khodjamirian, A. A. Pivovarov and D. Rosenthal,  
Decay constants of heavy-light vector mesons from QCD sum rules,  
Phys. Rev. D **88** (2013) 014015 [Erratum-ibid. D **89** (2014) 099901] [arXiv:1305.5432 [hep-ph]].  
21 citations counted in INSPIRE as of 26 Feb 2015
- [125] D. Becirevic,  
Theoretical progress in describing the B meson lifetimes,  
PoS HEP **2001** (2001) 098 [hep-ph/0110124].  
44 citations counted in INSPIRE as of 26 Feb 2015
- [126] T. Mannel, B. D. Pecjak and A. A. Pivovarov,  
Analyzing B(s) - anti-B(s) mixing: Non-perturbative contributions to bag parameters from sum rules,

hep-ph/0703244 [HEP-PH].

9 citations counted in INSPIRE as of 26 Feb 2015

- [127] T. Mannel, B. D. Pecjak and A. A. Pivovarov,  
Sum rule estimate of the subleading non-perturbative contributions to  
B/s anti-B/s mixing,  
Eur. Phys. J. C **71** (2011) 1607.  
4 citations counted in INSPIRE as of 26 Feb 2015
- [128] B. Chibisov, R. D. Dikeman, M. A. Shifman and N. Uraltsev,  
Operator product expansion, heavy quarks, QCD duality and its viola-  
tions,  
Int. J. Mod. Phys. A **12** (1997) 2075 [hep-ph/9605465].  
93 citations counted in INSPIRE as of 26 Feb 2015
- [129] I. I. Y. Bigi and N. Uraltsev,  
A Vademecum on quark hadron duality,  
Int. J. Mod. Phys. A **16** (2001) 5201 [hep-ph/0106346].  
76 citations counted in INSPIRE as of 26 Feb 2015
- [130] I. I. Y. Bigi, M. A. Shifman, N. Uraltsev and A. I. Vainshtein,  
Heavy flavor decays, OPE and duality in two-dimensional 't Hooft  
model,  
Phys. Rev. D **59** (1999) 054011 [hep-ph/9805241].  
76 citations counted in INSPIRE as of 26 Feb 2015
- [131] R. F. Lebed and N. G. Uraltsev,  
Precision studies of duality in the 't Hooft model,  
Phys. Rev. D **62** (2000) 094011 [hep-ph/0006346].  
35 citations counted in INSPIRE as of 26 Feb 2015
- [132] B. Grinstein and R. F. Lebed,  
Explicit quark - hadron duality in heavy - light meson weak decays in  
the 't Hooft model,  
Phys. Rev. D **57** (1998) 1366 [hep-ph/9708396].  
57 citations counted in INSPIRE as of 26 Feb 2015
- [133] B. Grinstein and R. F. Lebed,  
Quark hadron duality in the 't Hooft model for meson weak decays:  
Different quark diagram topologies,

- Phys. Rev. D **59** (1999) 054022 [hep-ph/9805404].  
19 citations counted in INSPIRE as of 26 Feb 2015
- [134] B. Grinstein,  
Global duality in heavy flavor decays in the 't Hooft model,  
Phys. Rev. D **64** (2001) 094004 [hep-ph/0106205].  
12 citations counted in INSPIRE as of 26 Feb 2015
- [135] B. Grinstein,  
Global duality in heavy flavor hadronic decays,  
Phys. Lett. B **529** (2002) 99 [hep-ph/0112323].  
10 citations counted in INSPIRE as of 26 Feb 2015
- [136] A. Lenz,  
Theoretical update of  $B$ -Mixing and Lifetimes,  
arXiv:1205.1444 [hep-ph].  
48 citations counted in INSPIRE as of 26 Feb 2015
- [137] E. Franco, V. Lubicz, F. Mescia and C. Tarantino,  
Lifetime ratios of beauty hadrons at the next-to-leading order in QCD,”  
Nucl. Phys. B **633** (2002) 212 [hep-ph/0203089].  
76 citations counted in INSPIRE as of 26 Feb 2015
- [138] F. Gabbiani, A. I. Onishchenko and A. A. Petrov,  
Spectator effects and lifetimes of heavy hadrons,  
Phys. Rev. D **70** (2004) 094031 [hep-ph/0407004].  
92 citations counted in INSPIRE as of 26 Feb 2015
- [139] C. Bobeth, U. Haisch, A. Lenz, B. Pecjak and G. Tetlalmatzi-Xolocotzi,  
On new physics in  $\Delta\Gamma_d$ ,  
JHEP **1406** (2014) 040 [arXiv:1404.2531 [hep-ph]].  
10 citations counted in INSPIRE as of 26 Feb 2015
- [140] C. Bobeth and U. Haisch,  
New Physics in  $\Gamma_1 2^s$ :  $(\bar{s}b)(\bar{\tau}\tau)$  Operators,  
Acta Phys. Polon. B **44** (2013) 127 [arXiv:1109.1826 [hep-ph]].  
55 citations counted in INSPIRE as of 26 Feb 2015
- [141] R. Aaij *et al.* [LHCb Collaboration],  
Measurements of the  $B^+$ ,  $B^0$ ,  $B_s^0$  meson and  $\Lambda_b^0$  baryon lifetimes,

- JHEP **1404** (2014) 114 [arXiv:1402.2554 [hep-ex], arXiv:1402.2554].  
27 citations counted in INSPIRE as of 26 Feb 2015
- [142] M. Ciuchini, E. Franco, V. Lubicz, F. Mescia and C. Tarantino,  
Lifetime differences and CP violation parameters of neutral B mesons  
at the next-to-leading order in QCD,  
JHEP **0308** (2003) 031 [hep-ph/0308029].  
157 citations counted in INSPIRE as of 26 Feb 2015
- [143] G. Altarelli, G. Martinelli, S. Petrarca and F. Rapuano,  
Failure of local duality in inclusive nonleptonic heavy flavor decays,  
Phys. Lett. B **382** (1996) 409 [hep-ph/9604202].  
60 citations counted in INSPIRE as of 26 Feb 2015
- [144] H. Y. Cheng,  
A Phenomenological analysis of heavy hadron lifetimes,  
Phys. Rev. D **56** (1997) 2783 [hep-ph/9704260].  
44 citations counted in INSPIRE as of 26 Feb 2015
- [145] T. Ito, M. Matsuda and Y. Matsui,  
New possibility of solving the problem of lifetime ratio  $\tau(\Lambda_b)/\tau(B_d)$ ,  
Prog. Theor. Phys. **99** (1998) 271 [hep-ph/9705402].  
15 citations counted in INSPIRE as of 26 Feb 2015
- [146] R. Aaij *et al.* [LHCb Collaboration],  
Precision measurement of the mass and lifetime of the  $\Xi_b^0$  baryon,  
Phys. Rev. Lett. **113** (2014) 032001 [arXiv:1405.7223 [hep-ex]].  
12 citations counted in INSPIRE as of 26 Feb 2015
- [147] R. Aaij *et al.* [LHCb Collaboration],  
Precision Measurement of the Mass and Lifetime of the  $\Xi_b^-$  Baryon,  
Phys. Rev. Lett. **113** (2014) 24, 242002 [arXiv:1409.8568 [hep-ex]].  
7 citations counted in INSPIRE as of 26 Feb 2015
- [148] T. A. Aaltonen *et al.* [CDF Collaboration],  
Mass and lifetime measurements of bottom and charm baryons in  $p\bar{p}$   
collisions at  $\sqrt{s} = 1.96$  TeV,  
Phys. Rev. D **89** (2014) 7, 072014 [arXiv:1403.8126 [hep-ex]].  
19 citations counted in INSPIRE as of 26 Feb 2015

- [149] Z. Maki, M. Nakagawa and S. Sakata,  
Remarks on the unified model of elementary particles,  
Prog. Theor. Phys. **28** (1962) 870.  
2596 citations counted in INSPIRE as of 26 Feb 2015
- [150] R. J. Davis, D. S. Harmer and K. C. Hoffman,  
Search for neutrinos from the sun,  
Phys. Rev. Lett. **20** (1968) 1205.  
1040 citations counted in INSPIRE as of 26 Feb 2015
- [151] J. N. Bahcall, M. H. Pinsonneault and S. Basu,  
Solar models: Current epoch and time dependences, neutrinos, and helioseismological properties,  
Astrophys. J. **555** (2001) 990 [arXiv:astro-ph/0010346].  
800 citations counted in INSPIRE as of 26 Feb 2015
- [152] B. Pontecorvo,  
Mesonium and anti-mesonium,  
Sov. Phys. JETP **6** (1957) 429 [Zh. Eksp. Teor. Fiz. **33** (1957) 549].  
1294 citations counted in INSPIRE as of 26 Feb 2015
- [153] B. Pontecorvo,  
Inverse beta processes and nonconservation of lepton charge,  
Sov. Phys. JETP **7** (1958) 172 [Zh. Eksp. Teor. Fiz. **34** (1957) 247].  
894 citations counted in INSPIRE as of 26 Feb 2015
- [154] B. Pontecorvo,  
Neutrino Experiments and the Problem of Conservation of Leptonic Charge,  
Sov. Phys. JETP **26** (1968) 984 [Zh. Eksp. Teor. Fiz. **53** (1967) 1717].  
1352 citations counted in INSPIRE as of 26 Feb 2015
- [155] M. Gell-Mann and A. Pais,  
Behavior of neutral particles under charge conjugation,  
Phys. Rev. **97** (1955) 1387.  
378 citations counted in INSPIRE as of 26 Feb 2015
- [156] A. Pais and O. Piccioni,  
Note on the Decay and Absorption of the  $\Theta_0$ ,



- Phys. Rev. **100** (1955) 1487.  
111 citations counted in INSPIRE as of 26 Feb 2015
- [157] F. Muller, R. W. Birge, W. B. Fowler, R. H. Good, W. Hirsch, R. P. Matsen, L. Oswald and W. M. Powell *et al.*,  
Regeneration and Mass Difference of Neutral  $K$  Mesons,  
Phys. Rev. Lett. **4** (1960) 418.  
25 citations counted in INSPIRE as of 26 Feb 2015
- [158] K. Lande, E. T. Booth, J. Impeduglia, L. M. Lederman and W. Chinowsky,  
Observation of Long-Lived Neutral  $V$  Particles,  
Phys. Rev. **103** (1956) 1901.  
175 citations counted in INSPIRE as of 26 Feb 2015
- [159] C. Albajar *et al.* [UA1 Collaboration],  
Search for  $B_0$  anti- $B_0$  Oscillations at the CERN Proton - anti-Proton Collider. 2.,  
Phys. Lett. B **186** (1987) 247 [Erratum-ibid. **197B** (1987) 565].  
611 citations counted in INSPIRE as of 26 Feb 2015
- [160] H. Albrecht *et al.* [ARGUS Collaboration],  
Observation of  $B_0$  - anti- $B_0$  Mixing,”  
Phys. Lett. B **192** (1987) 245.  
1278 citations counted in INSPIRE as of 26 Feb 2015
- [161] J. R. Ellis, J. S. Hagelin, S. Rudaz and D. D. Wu,  
Implications of recent measurements of  $B$  meson mixing and  $\epsilon'/\epsilon_K$ ,  
Nucl. Phys. B **304** (1988) 205.  
58 citations counted in INSPIRE as of 26 Feb 2015
- [162] M. Tanimoto, Y. Suetake and K. Senba,  
Mixings and CP Violations of the  $B_0$  - Anti- $b_0$  System in the Four Generation Model,  
Z. Phys. C **40** (1988) 539.  
15 citations counted in INSPIRE as of 26 Feb 2015
- [163] A. Abulencia *et al.* [CDF Collaboration],  
Observation of  $B_0(s)$  - anti- $B_0(s)$  Oscillations,

- Phys. Rev. Lett. **97** (2006) 242003 [hep-ex/0609040].  
603 citations counted in INSPIRE as of 30 Jun 2015
- [164] R. Aaij *et al.* [LHCb Collaboration],  
Tagged time-dependent angular analysis of  $B_s \rightarrow J/\psi\phi$  decays at LHCb,  
LHCb-CONF-2012-002
- [165] R. Aaij *et al.* [LHCb Collaboration],  
Observation of  $D^0 - \bar{D}^0$  oscillations,  
Phys. Rev. Lett. **110** (2013) 10, 101802 [arXiv:1211.1230 [hep-ex]].  
73 citations counted in INSPIRE as of 30 Jun 2015
- [166] A. Lenz,  
Theoretical status of  $B_s$ -mixing and lifetimes of heavy hadrons,  
Nucl. Phys. Proc. Suppl. **177-178** (2008) 81 [arXiv:0705.3802 [hep-ph]].  
41 citations counted in INSPIRE as of 01 Jul 2015
- [167] S. L. Glashow, J. Iliopoulos and L. Maiani,  
Weak Interactions with Lepton-Hadron Symmetry,  
Phys. Rev. D **2** (1970) 1285.  
4859 citations counted in INSPIRE as of 01 Jul 2015
- [168] T. Inami and C. S. Lim,  
Effects of Superheavy Quarks and Leptons in Low-Energy Weak Processes  
 $K_L \rightarrow \mu\bar{\mu}$ ,  $K^+ \rightarrow \pi^+\nu\bar{\nu}$  and  $K^0 \leftrightarrow \bar{K}^0$ , Prog. Theor. Phys. **65**  
(1981) 297 [Prog. Theor. Phys. **65** (1981) 1772].  
1499 citations counted in INSPIRE as of 01 Jul 2015
- [169] A. J. Buras, M. Jamin and P. H. Weisz,  
Leading and Next-to-leading QCD Corrections to  $\epsilon$  Parameter and  $B^0 - \bar{B}^0$   
Mixing in the Presence of a Heavy Top Quark,  
Nucl. Phys. B **347** (1990) 491.  
603 citations counted in INSPIRE as of 01 Jul 2015
- [170] A. Bazavov *et al.* [Fermilab Lattice and MILC]  
 $B_{(s)}^0$ -mixing matrix elements from lattice QCD for the Standard Model  
and beyond  
Phys. Rev. D **93** (2016) no.11, 113016, [arXiv:1602.03560 [hep-lat]].  
155 citations counted in INSPIRE as of 17 May 2020

- [171] P. A. Boyle *et al.* [RBC/UKQCD],  
 SU(3)-breaking ratios for  $D_{(s)}$  and  $B_{(s)}$  mesons  
 arXiv:1812.08791 [hep-lat].  
 19 citations counted in INSPIRE as of 17 May 2020
- [172] R. Dowdall, C. Davies, R. Horgan, G. Lepage, C. Monahan,  
 J. Shigemitsu and M. Wingate  
 Neutral B-meson mixing from full lattice QCD at the physical point  
 Phys. Rev. D **100** (2019) no.9, 094508, [arXiv:1907.01025 [hep-lat]].  
 17 citations counted in INSPIRE as of 17 May 2020
- [173] A. G. Grozin, R. Klein, T. Mannel and A. A. Pivovarov  
 $B^0 - \bar{B}^0$  mixing at next-to-leading order  
 Phys. Rev. D **94** (2016) no.3, 034024, [arXiv:1606.06054 [hep-ph]].  
 18 citations counted in INSPIRE as of 17 May 2020
- [174] M. Kirk, A. Lenz and T. Rauh  
 Dimension-six matrix elements for meson mixing and lifetimes from sum  
 rules,  
 JHEP **12** (2017), 068, [arXiv:1711.02100 [hep-ph]].  
 33 citations counted in INSPIRE as of 17 May 2020
- [175] D. King, A. Lenz and T. Rauh  
 $B_s$  mixing observables and  $-V_{td}/V_{ts}$  from sum rules  
 JHEP **05** (2019), 034, [arXiv:1904.00940 [hep-ph]].  
 27 citations counted in INSPIRE as of 17 May 2020
- [176] L. Di Luzio, M. Kirk, A. Lenz and T. Rauh  
 $\Delta M_s$  theory precision confronts flavour anomalies  
 JHEP **12** (2019), 009, [arXiv:1909.11087 [hep-ph]].  
 11 citations counted in INSPIRE as of 17 May 2020
- [177] J. Kim *et al.* [LANL-SWME],  
 2019 Update on  $\varepsilon_K$  with lattice QCD inputs  
 PoS **LATTICE2019** (2019), 029, [arXiv:1912.03024 [hep-lat]].  
 1 citations counted in INSPIRE as of 17 May 2020
- [178] J. S. Hagelin,  
 Mass Mixing and CP Violation in the  $B^0 - \bar{B}^0$  system,

- Nucl. Phys. B **193** (1981) 123.  
381 citations counted in INSPIRE as of 02 Jul 2015
- [179] E. Franco, M. Lusignoli and A. Pugliese,  
Strong Interaction Corrections to CP Violation in B0 Anti-b0 Mixing,  
Nucl. Phys. B **194** (1982) 403.  
63 citations counted in INSPIRE as of 02 Jul 2015
- [180] L. L. Chau,  
Quark Mixing in Weak Interactions,  
Phys. Rept. **95** (1983) 1.  
537 citations counted in INSPIRE as of 02 Jul 2015
- [181] A. J. Buras, W. Slominski and H. Steger,  
B0 anti-B0 Mixing, CP Violation and the B Meson Decay,  
Nucl. Phys. B **245** (1984) 369.  
395 citations counted in INSPIRE as of 02 Jul 2015
- [182] V. A. Khoze, M. A. Shifman, N. G. Uraltsev and M. B. Voloshin,  
On Inclusive Hadronic Widths of Beautiful Particles,”  
Sov. J. Nucl. Phys. **46** (1987) 112 [Yad. Fiz. **46** (1987) 181].  
141 citations counted in INSPIRE as of 02 Jul 2015
- [183] M. Beneke, G. Buchalla and I. Dunietz,  
Width Difference in the  $B_s - \bar{B}_s$  System,  
Phys. Rev. D **54** (1996) 4419 [Phys. Rev. D **83** (2011) 119902] [hep-ph/9605259].  
240 citations counted in INSPIRE as of 02 Jul 2015
- [184] M. Beneke, G. Buchalla, C. Greub, A. Lenz and U. Nierste,  
Next-to-leading order QCD corrections to the lifetime difference of B(s) mesons,  
Phys. Lett. B **459** (1999) 631 [hep-ph/9808385].  
256 citations counted in INSPIRE as of 02 Jul 2015
- [185] M. Beneke, G. Buchalla, A. Lenz and U. Nierste,  
CP asymmetry in flavor specific B decays beyond leading logarithms,  
Phys. Lett. B **576** (2003) 173 [hep-ph/0307344].  
161 citations counted in INSPIRE as of 02 Jul 2015

- [186] A. Lenz,  
 Decay rate difference in the neutral B-system: Delta gamma (B(s)) and  
 delta gamma(B(d)),  
 hep-ph/0412007.  
 40 citations counted in INSPIRE as of 02 Jul 2015
- [187] A. Lenz and U. Nierste,  
 Theoretical update of  $B_s - \bar{B}_s$  mixing,  
 JHEP **0706** (2007) 072 [hep-ph/0612167].  
 513 citations counted in INSPIRE as of 02 Jul 2015
- [188] A. S. Dighe, T. Hurth, C. S. Kim and T. Yoshikawa,  
 Measurement of the lifetime difference of B(d) mesons: Possible and  
 worthwhile?,  
 Nucl. Phys. B **624** (2002) 377 [hep-ph/0109088].  
 56 citations counted in INSPIRE as of 02 Jul 2015
- [189] A. Badin, F. Gabbiani and A. A. Petrov,  
 Lifetime difference in  $B_s$  mixing: Standard model and beyond,”  
 Phys. Lett. B **653** (2007) 230 [arXiv:0707.0294 [hep-ph]].  
 38 citations counted in INSPIRE as of 02 Jul 2015  
 \*\*\*\*\*
- [190] A. Lenz, U. Nierste, J. Charles, S. Descotes-Genon, H. Lacker, S. Monteil,  
 V. Niess and S. T’Jampens, Phys. Rev. D **86** (2012) 033008  
 [arXiv:1203.0238 [hep-ph]].
- [191] A. Lenz and U. Nierste, arXiv:1102.4274 [hep-ph].
- [192] A. Lenz, U. Nierste, J. Charles, S. Descotes-Genon, A. Jantsch,  
 C. Kaufhold, H. Lacker and S. Monteil *et al.*, Phys. Rev. D **83** (2011)  
 036004 [arXiv:1008.1593 [hep-ph]].
- [193] M. A. Shifman and M. B. Voloshin, in *Heavy Quarks* ed. (1981), pre-  
 sented in V.A. Khoze and M. A. Shifman, Sov. Phys. Usp. **26** (1983) 387;  
 M. A. Shifman and M. B. Voloshin,  
 Preasymptotic Effects in Inclusive Weak Decays of Charmed Particles,  
 Sov. J. Nucl. Phys. **41** (1985) 120 [Yad. Fiz. **41** (1985) 187].  
 325 citations counted in INSPIRE as of 25 Feb 2014

V. A. Khoze, M. A. Shifman, N. G. Uraltsev and M. B. Voloshin,  
On Inclusive Hadronic Widths of Beautiful Particles,  
Sov. J. Nucl. Phys. **46** (1987) 112 [Yad. Fiz. **46** (1987) 181].  
140 citations counted in INSPIRE as of 25 Feb 2014

J. Chay, H. Georgi and B. Grinstein,  
Lepton energy distributions in heavy meson decays from QCD,”  
Phys. Lett. B **247** (1990) 399.  
545 citations counted in INSPIRE as of 25 Feb 2014

I. I. Y. Bigi and N. G. Uraltsev,  
Gluonic enhancements in non-spectator beauty decays: An Inclusive  
mirage though an exclusive possibility,  
Phys. Lett. B **280** (1992) 271.  
126 citations counted in INSPIRE as of 25 Feb 2014

I. I. Y. Bigi, N. G. Uraltsev and A. I. Vainshtein,  
Nonperturbative corrections to inclusive beauty and charm decays:  
QCD versus phenomenological models,  
Phys. Lett. B **293** (1992) 430 [Erratum-ibid. B **297** (1993) 477]  
[hep-ph/9207214].  
539 citations counted in INSPIRE as of 25 Feb 2014

I. I. Y. Bigi, M. A. Shifman, N. G. Uraltsev and A. I. Vainshtein,  
QCD predictions for lepton spectra in inclusive heavy flavor decays,”  
Phys. Rev. Lett. **71** (1993) 496 [hep-ph/9304225].  
540 citations counted in INSPIRE as of 25 Feb 2014

B. Blok, L. Koyrakh, M. A. Shifman and A. I. Vainshtein,  
Differential distributions in semileptonic decays of the heavy flavors in  
QCD,  
Phys. Rev. D **49** (1994) 3356 [Erratum-ibid. D **50** (1994) 3572]  
[hep-ph/9307247].  
341 citations counted in INSPIRE as of 25 Feb 2014

A. V. Manohar and M. B. Wise,  
Inclusive semileptonic B and polarized Lambda(b) decays from QCD,

Phys. Rev. D **49** (1994) 1310 [hep-ph/9308246].  
522 citations counted in INSPIRE as of 25 Feb 2014

\*\*\*\*\*  
\*\*\*\*\*  
\*\*\*\*\*

[194] M. Beneke, G. Buchalla, M. Neubert and C. T. Sachrajda,  
QCD factorization for  $B \rightarrow \pi\pi$  decays: Strong phases and CP violation  
in the heavy quark limit,  
Phys. Rev. Lett. **83** (1999) 1914 [hep-ph/9905312].  
1064 citations counted in INSPIRE as of 04 Feb 2015

[195] M. Beneke, G. Buchalla, M. Neubert and C. T. Sachrajda,  
QCD factorization for exclusive, nonleptonic B meson decays: General  
arguments and the case of heavy light final states,”  
Nucl. Phys. B **591** (2000) 313 [hep-ph/0006124].  
987 citations counted in INSPIRE as of 04 Feb 2015

[196] M. Beneke, G. Buchalla, M. Neubert and C. T. Sachrajda,  
QCD factorization in  $B \rightarrow \pi K, \pi\pi$  decays and extraction of Wolfenstein  
parameters,”  
Nucl. Phys. B **606** (2001) 245 [hep-ph/0104110].  
867 citations counted in INSPIRE as of 04 Feb 2015

[197] M. Beneke and M. Neubert,  
QCD factorization for  $B \rightarrow PP$  and  $B \rightarrow PV$  decays,  
Nucl. Phys. B **675** (2003) 333 [hep-ph/0308039].  
774 citations counted in INSPIRE as of 04 Feb 2015